

No. DSMC/67949/26.11.2020

Submitted for the approval of the General Shareholders Assembly convened on 25 January 2021

REPORT

On the approval of the funding of the "Plan for the Development of the National Gas Transmission System 2020 - 2029"

SUMMARY

Considering the provisions of Art. 22 of European Directive EC/73/2009, on the obligation of the European Union gas transmission system operators to annually prepare 10 year development plans, SNTGN Transgaz SA Mediaș, as technical operator of the Romanian National Gas Transmission System prepared the Plan for the Development of the National Gas Transmission System 2020 – 2029, attached hereto. According to Art. 125, paragraph (8), Power and Gas Law no. 123/2012, the Plan was approved by ANRE under Decision no. 2210/25.11.2020.

PROPOSAL

Pursuant to art. 2 of ANRE Decision no. 2210/25.11.2020 and art. 15 (3), paragraph (I) of the updated Articles of Incorporation, we hereby submit the "Plan for the Development of the National Gas Transmission System 2020 - 2029" for your review and approval.

DETAILED CONTENTS

According to the provisions of art. 2 of **ANRE Decision no. 2210/25.11.2020** on the approval of the "Plan for the Development of the National Gas Transmission System 2020 - 2029", *"within 90 days from the notification of this decision, Transgaz shall provide the Romanian National Energy Regulatory Authority with the Resolution of the General Shareholders Assembly on the approval of the funding of the Plan for development and investment"*

The "Plan for the Development of the National Gas Transmission System 2020 - 2029" prepared according to the provisions of art. 125, paragraph (6) of Power and Gas Law no. 123/2012 is compliant with the requirements of the European energy policy on:

- ensuring safety of gas supply;
- increasing interconnectivity between the national gas transmission network and the European network;
- increasing the flexibility of the national gas transmission network;
- the liberalization of the gas market;
- creating the integrated gas market in the European Union
- ensuring the connection of third parties to the transmission system, according to specific regulations, within the limits of transmission capacities and compliant with the technological regimes;
- the extension of the pipeline network until December 2021, up to the entrance to the localities certified as tourist resorts of national or local interest, when such localities are at a distance of maximum 25 km from the connection points of the transmission system operators;
- ensuring the connection to the natural gas network of new investments which generate work places.

The document presents the development directions of the gas transmission network and the major projects the company intends to implement in the following 10 years. The Plan's aim is to attain a maximum degree of transparency in the development of the National Gas Transmission System to offer market players the possibility to be timely informed about the existing and planned transmission capacities so that, by public consultations, the decisions to invest in the gas transmission network meet the market requirements.

The major projects are as follows:

No	Project no	Project	Estimated amount mill. Euro	Completion deadline	Importance of the project	Project status
1	7.1.1	Development on the territory of Romania of the National Gas Transmission System on the Bulgaria-Romania-Hungary-Austria Route (Phase I)	478.6	2020	Ensuring a natural gas transmission capacity to Hungary of 1.75 billion cm/year and 1.5 billion cm/year to Bulgaria. The importance of the project at the level of the European Union is reflected by the nomination of the project `Gas pipeline from Bulgaria to Austria via Romania and Hungary` on both the first and the second and third list of projects of common interest.	FID
2	7.1.2	Development on the territory of Romania of the National Gas Transmission System on the Bulgaria-Romania-	74.5	2022	Ensuring a gas transmission capacity to Hungary of 4.4 billion cm/year and 1.5 billion cm/year to Bulgaria. The importance of the project at the	A non FID

No	Project no	Project	Estimated amount mill. Euro	Completion deadline	Importance of the project	Project status
		Hungary-Austria Route (Phase II)			level of the European Union is reflected by the nomination of the project `Gas pipeline from Bulgaria to Austria via Romania and Hungary` on both the first and the second and the third list of projects of common interest	
3	7.2	Development of the Southern Transmission Corridor on the territory of Romania for taking over natural gas from the Black Sea shore	371.6	2022	Taking-over natural gas to be produced in the Black Sea in the NTS for their transmission to the Romanian and European markets is of strategic importance to Transgaz. The importance of the project at the level of the European Union is reflected in the nomination of the Project on the second and third list of projects of common interest.	A non FID
4	7.3	Interconnection of the national gas transmission system with the international gas transmission pipeline T1 and reverse flow Isaccea	77.7 Phase 1: 8.8 Phase 2: 68.9	Phase 1: 2018 Phase 2: 2020	Transgaz is implementing this project to increase safety of gas supply, at the same time meeting the requirements of the European Commission. This project is part of the first, second and third list of projects of common interest at EU level and will be carried out in two phases.	FID
5	7.4	Developments of the NTS in the Northeast Area of Romania in order to improve the natural gas supply of the area and to ensure transmission capacities to the Republic of Moldova	174.25	2021	Ensuring a transmission capacity of 1.5 billion cm/year at the interconnection point between the Romanian and Moldovan gas transmission systems.	FID
6	7.5	Extension of the bidirectional gas transmission corridor Bulgaria-Romania-Hungary-Austria (BRUA-Phase III)*	530	2025	Depending on the increase in offshore production, the Black Sea is considering the further development of the network: an additional route through the centre of Romania and a new interconnection with Hungary.	LA non FID
7	7.6	New developments for taking-over gas from the Black Sea shore.	9.14	2021	Creating an additional point for taking over natural gas from the Black Sea offshore exploitation blocks.	FID
8	7.7	Romania-Serbia Interconnection	56.21	2021	Construction of an interconnection pipeline with Serbia to diversify sources of supply and increase energy security in the region.	A non FID

No	Project no	Project	Estimated amount mill. Euro	Completion deadline	Importance of the project	Project status
9	7.8	Upgrading GMS Isaccea 1 and Negru Vodă 1	26.65	2021	Upgrading the gas metering stations at interconnection points to increase the level of energy security in the region.	FID
10	7.9	Interconnection of the national gas transmission system with the natural gas transmission system of Ukraine, Gherăești-Siret	125	2025	Establishing an interconnection with Ukraine in the direction of Gherăești-Siret, completing the project on NTS developments in the North-East area of Romania, in order to improve the natural gas supply in the area.	LA non FID
11	7.10	Development/Upgrading of the gas transmission infrastructure in the North-Western part of Romania	405	Stage 1 2022 Stage 2 2025 Stage 3 2026	Increasing the natural gas transmission capacities in the North-West of Romania to ensure the trends of consumption growth in the region.	LA non FID
12	7.11	Increase in the gas transmission capacity of the interconnection Romania-Bulgaria, in the Giurgiu-Ruse direction	51.8	2027	Improving the natural gas supply of the area.	LA non FID
13	7.12	Eastring-Romania	Phase 1: 1,297 Romania Phase 2: 357 mil. Romania	Phase 1: 2025 Phase 2: 2030	EASTRING will be open to well-established sources as well as alternative sources. It will bring gas from new sources from the Caspian / Mediterranean / Black Sea / Middle East regions. At the same time, it will ensure the supply of Southeast Europe from European gas hubs. Total capacity will be available to any carrier or vendor.	LA non FID
14	7.13	Monitoring system, data control and acquisition for the cathodic protection stations related to the National Gas Transmission System	8	2023	Provides the ability to set, monitor and operate remotely and accurately the points of interest of the system, eliminates the cost of reading data, avoids situations where due to weather conditions it is not possible to read data and human errors, allow distributed control of locations, operating and maintenance costs, considerably reduces setup time.	LA non FID
15	7.14	Development of the SCADA system for the National Gas Transmission System	5.5	2023	Upgrading the natural gas transmission infrastructure by upgrading hardware and software architecture.	LA non FID

No	Project no	Project	Estimated amount mill. Euro	Completion deadline	Importance of the project	Project status
16	7.15	Upgrading GMS Isaccea 2 and GMS Negru Voda 2 for enabling bidirectional flow on the T2 pipeline	26.65	2024	Enabling bidirectional flow on the T2 pipeline, part of the Trans-Balkan Corridor.	LA non FID
17	7.16	Upgrading GMS Isaccea 3 and GMS Negru Voda 3 for enabling bidirectional flow on the T3 pipeline	26.65	2028	Enabling bidirectional flow on the T3, pipeline, part of the Trans-Balkan Corridor.	LA non FID
18	7.17	Interconnection between NTS and the Black Sea LNG Terminal	19.6	2028	Creating transmission capacity for taking over gas from the Black Sea LNG.	LA non FID
TOTAL			EUR 4,120.85 million			

The Program for the upgrading and development of the investments in the National Gas Transmission for 2020-2029 presented in detail in Annex A of the “Plan for the Development of the National Gas Transmission 2020-2029” comprises both the value necessary for the implementation of the major projects and the value necessary for the implementation of other projects for the upgrading and development of the national gas transmission system.

Transgaz management is carrying forward one of the largest and most important plans for the development of the Romanian gas transmission infrastructure over the last 20 years, with investment projects estimated at approx.. EUR 4.1 billion and meant to create new gas transmission routes, essential for the effective transportation of the discovered Black Sea gas and also in order to have Romania integrated into the major cross-border routes of the European South-Eastern/North-South Corridor.

INVESTMENT PROJECT BENEFITS

In the context of the EU market significant dependence on the import of energy resources from Russia or the Middle East, the role of the gas resources discovered in the Black Sea is obviously major in terms of energy security for Romania in order to strengthen Romania’s position as important player in the EU, as energy producer and exporter to make our country part of the main EU gas transmission routes and to increase the country’s economic welfare in the future decades.

By ensuring the link between different sources of gas supply and the European market, these investment projects contribute to the meeting of the European goals, the main benefits of which being as follows:

- Integration of the gas market and interoperability of the gas transmission systems in the region;
- Gas price convergence in the region;
- Increasing the flexibility of the European gas transmission system by making bidirectional gas flow interconnections;
- Ensuring access for Romania and the European Union to a new gas supply source by the interconnection of the BULGARIA - ROMANIA - HUNGARY – AUSTRIA corridor with the Black Sea;
- Increasing competition on the European gas market by diversifying sources, transmission routes and the companies active in the region;
- Increasing the security of gas supply;
- Reducing dependence on Russian gas imports;
- Stimulating the production development of renewable energy in the region (especially wind and solar energy) considering the possibility of using natural gas as a renewable option for renewable energies, which leads to a significant increase in the sustainability of the proposed projects.
- The development of the gas transmission network on the territory of Romania to enable third party access to the gas transmission system.

By achieving the objectives set in **the 2020-2029 TYNDP Transgaz** wishes to become an important gas transmission operator on the international gas market, with a national gas transmission system that is modern, intelligent, integrated at the European level and with a modern management system, in line with the international performance standards and regulations.

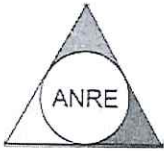
According to **art. 3 of ANRE Decision no. 2210/25.11.2020** *“within 30 days from the notification of this decision, Transgaz shall request the National Gas Transmission owner to approve the funding of the investments under the Plan for development and investments provided for at art. 1 or the owner approval for such investments to be funded by any stakeholder, the independent system operator included and shall provide this approval to the National Energy Regulatory Authority within 5 days from its acquisition”*. By letter no. **DSMC/67859/26.11.2020**, Transgaz requested the approval of the National Agency for Mineral Resources as concession provider / representative of the National Gas Transmission Owner for the funding of *“Plan for the Development of the National Gas Transmission 2020-2029”*.

Based on art. 2 of ANRE Decision no. 2210/25.11.2020 and art. 15 (3), paragraph (I) of the updated Articles of Incorporation, we submit for your analysis and approval the funding of the “Development Plan for the National Gas Transmission System 2020 – 2029” approved by ANRE.

Please find attached the following documents:

- "Plan for the Development of the National Gas Transmission 2020-2029"
- **ANRE Decision no. 2210/25.11.2020** on the approval of the "Plan for the Investment and Development of the National Gas Transmission System 2020 - 2029"

Remus Gabriel LĂPUȘAN
Chairman
Of the Board of Administration



THE NATIONAL ENERGY REGULATORY AUTHORITY



THE PRESIDENT CABINET

DECISION no. 2210 / 25.11.2020

On the approval of the on the approval of the "Plan for the Investment and Development of the National Gas Transmission System 2020 – 2029"

Considering the provisions of art. 125, paragraph (6) - (8) of the Power and Gas Law no. 123/2012 as amended and of art. 9 letter a) of the Substantiation procedure and the criteria for approving the investment plans of the gas transmission system, distribution and storage as well as LNG operators, approved by Order no. 38/2019 of the President of the National Energy Regulatory Authority, as amended, pursuant to art. 5 paragraph (1) letter d) and art. 10 paragraph (1) letter a) of the Government Emergency Ordinance no. 33/2007 on the organization and functioning of the National Energy Regulatory Authority, approved by Law no. 160/2012, as amended,

The President of the National Energy Regulatory Authority issues the following

DECISION

Art. 1. The Plan for the Investment and Development of the National Gas Transmission System 2020 – 2029, prepared by Transgaz and submitted to the National Energy Regulatory Authority under letter no. 89893/10.11.2020 together with the obligations contemplated in the annex which is integral part of this decision is approved.

Art. 2. Within 90 days from the notification of this decision, Transgaz shall provide the Romanian National Energy Regulatory Authority with the Resolution of the General Shareholders Assembly on the approval of the funding of the Plan for development and investment provided for at art. 1.

Art. 3. Within 30 days from the notification of this decision, Transgaz shall request the National Gas Transmission owner to approve the funding of the investments under the Plan for development and investments provided for at art. 1 or the owner approval for such investments to be funded by any stakeholder, the independent system operator included and shall provide this approval to the National Energy Regulatory Authority within 5 days from its acquisition.

Art. 4. Within 5 working days form the date of the notification hereof, Transgaz shall publish the Plan for the Investment and Development of the National Gas Transmission System under art. 1, except for annexes A, A1, B, C, D, E which are integral part thereof and contain confidential data, on its website.

Art. 5. Transgaz shall implement the provisions hereof and the relevant services of the National Energy Regulatory Authority shall monitor the compliance.

Art. 6. Decision no. 2080/11.12.2019 of the President of the National Energy Regulatory Authority shall cease to be applicable as at the date this decision becomes effective.

Art. 7. This decision shall be notified to Transgaz and published on the website of the National Energy Regulatory Authority.

President of the National Energy Regulatory Authority

Dumitru CHIRITA



OBLIGATIONS

Of the gas transmission system operator – the National Gas Transmission Company Transgaz S.A.

Upon the preparation of the plan for investment and development of the National Gas Transmission System 2021-2030 to be submitted to ANRE by **1 August 2022**, Transgaz shall acknowledge the following obligations:

- a) To comply with the framework content of the *Substantiation procedure and the criteria for approving the investment plans of the gas transmission system, distribution and storage as well as LNG operators*, approved by Order no. 38/2019 of the President of the National Energy Regulatory Authority, as amended.
- b) To present documents demonstrating the correlation of the national gas transmission system investment and development plan with the spatial planning and systematization plans, according to the provisions of art. 125 paragraph (7) of Power and Gas Law no. 123/2012, as amended, such as: agreements, commitments, memoranda, protocols;
- c) Submit documents proving the correlation of the national gas transmission system investment and development plan with the regional network investment plans and the Community-wide network development plan, in accordance with the provisions of Directive CE / 73/2009 of the European Parliament and Council of 13 July 2009;
- d) To include the projects for applicants' connection to the transmission system, according to the provisions of art. 130 paragraph (1) of Power and Gas Law no. 123/2012, as amended.
- e) To comprise all strategic projects in the 10 year national gas transmission system investment and development plan; the projects for which a final investment decision has not been taken yet will be included in a dedicated category and will


be approved subject to the fulfilment of the financing approval criteria.

- f) The national gas transmission system investment and development plan for the period 2021-2030 will consist of all annual investment expenditures, split for each project annually, detailing the financing sources (equity, loans and grants).
- g) To send the substantiation documents related to major projects updated as opposed to the approved edition of the 10-year investment and development plan, contemplating justification of the decision to fund them.
- h) To submit the resolution of the General Shareholders' Assembly on the prior approval of the 10-year investment and development plan.

SNTGN TRANSGAZ SA MEDIAŞ

DEVELOPMENT PLAN FOR THE NATIONAL GAS TRANSMISSION SYSTEM

2020 - 2029



Contents

1. Introduction.....	4
1.1. Update and completion of the NTS Development Plan in the period 2014-2023.....	5
2. Company profile	7
2.1. The activity of the company	7
2.2. Shareholding.....	11
2.3. Organization and management.....	12
3. Description of the National Gas Transmission System	14
4. Romanian and regional gas market	18
4.1 Romanian gas market	18
4.2 Regional gas market and gas supply possibilities	21
4.3 The conclusions of the regional gas market analysis	26
5. Gas consumption, production and storage	27
5.1 Gas consumption.....	27
5.1.1 2008 – 2019 gas consumption.....	27
5.1.2 Seasonal consumption and consumption peak	27
5.1.3 Gas consumption forecasts 2020-2030	28
5.2. Gas production	31
5.2.1 History of the gas production during 2008– 2019.....	31
5.2.2 Forecast of the domestic gas production 2020 – 2030	32
5.3 Underground gas storage	34
5.3.1 Current context of the underground gas storage activity.....	34
5.3.2 Forecasts for underground gas storage.....	37
6. Security of gas supply	37
7. Development paths for the National Gas Transmission System (NTS).....	42
7.1 Development on the Romanian territory of the National Gas Transmission System on the Bulgaria – Romania – Hungary – Austria Corridor (BRUA).....	42
7.1.1 Development on the Romanian territory of the NTS on the Bulgaria – Romania – Hungary – Austria Corridor (BRUA) – Phase I.....	48
7.1.2 Development on the Romanian territory of the NTS on the Bulgaria – Romania – Hungary – Austria Corridor (BRUA) – Phase II.....	53
7.2 Development on the Romanian territory of the Southern Transmission Corridor for taking over the Black Sea gas	56
7.3 The interconnection of the national gas transmission system with the international gas transmission pipeline T1 and reverse flow Isaccea.....	59
7.4 NTS developments in North-East Romania for enhancing gas supply to the area and for ensuring transmission capacities to/from the Republic of Moldova	63
7.5 Extension of the bi-directional gas transmission corridor Bulgaria – Romania - Hungary – Austria (BRUA Phase III)	64
7.6 New NTS developments for taking over Black Sea gas.....	67
7.7 Romania – Serbia Interconnection – interconnection of the national gas transmission system with the similar gas transmission system in Serbia	69
7.8 Upgrading GMS Isaccea 1 and GMS Negru Vodă 1	71

7.9 Interconnection between the gas transmission systems of Romania and Ukraine in the Gherăești – Siret direction	74
7.10 Development/Upgrading of the gas transmission infrastructure in the North-Western part of Romania.....	76
7.11 Increase in the gas transmission capacity of the interconnection Romania-Bulgaria, in the Giurgiu-Ruse direction	79
7.12 Eastring-Romania.....	81
7.13 Monitoring system, data control and acquisition for the cathodic protection stations related to the National Gas Transmission System	83
7.14 Development of the SCADA system for the National Gas Transmission System	85
7.15 Upgrading GMS Isaccea 2 and GMS Negru Voda 2 for enabling bidirectional flow on the T2 pipeline	88
7.16 Upgrading GMS Isaccea 3 and GMS Negru Voda 3 for enabling bidirectional flow on the T3 pipeline	90
7.17 Interconnection between NTS and the Black Sea LNG Terminal	92
8. Development directions of the gas storage system	93
I. Operated by Depogaz Ploiesti – major storage projects.....	95
8.1 Modernization of Bilciurești underground gas storage system infrastructure	94
8.2 Increasing underground gas storage capacity at the Ghercești Underground Gas Storage Facility	95
8.3 New underground storage facility in Falticeni (Moldova).....	99
8.4 Increasing the storage capacity of the Sărmășel underground gas storage facility (Transylvania).....	98
II. Operated by Depogaz Mureș – major gas storage projects	99
8.5 Depogaz Mureș storage facility – Retrofitting and development of the Târgu Mureș underground storage facility	100
8.6 Analysis of storage projects	102
8.6.1. The status of the projects by the final investment decision (FID):.....	102
8.6.2. Cost of major storage projects	103
9. Analysis of Transgaz’s strategic projects.....	105
9.1 Status of the Projects	105
9.2 The cost of the projects.....	108
9.3 Planning the investments related to Transgaz’ Strategic Projects for the period 2020-2029	108
9.4 Project benefits.....	119
9.5 Comparison draft 2020 ENTSOG TYNDP / 2020 – 2029 Development Plan for the National Gas Transmission System (PDSNT).....	122
9.6 Financing options	124
9.7 Do minimum and do maximum scenarios	124
10. The 2018 – 2022 NTS Upgrading and Investment Plan.....	129
11. Conclusions	138
Definitions and abbreviations.....	138

Confidential annexes:

Annex A: PMDI 2020 -2029

Annex A1: PMDI 2020 -2029– centralized

Annex B: Key projects – broken down by year

Annex C: Key projects financing sources

Annex D: Maintenance Plan 2020 -2029

Annex E: Analysis of investments impact on the transmission tariff

1. INTRODUCTION

For compliance with Art. 22 of European Directive EC/73/2009 on the obligation of all EU gas transmission system operators to prepare TYNDPs, Transgaz, as the technical operator of the National Gas Transmission System of Romania, prepared the **Development Plan for the gas transmission system for 2020-2029**.

This document presents the development directions of the Romanian gas transmission network and the major projects that the company envisages over the next 10 years. Our goal is to achieve a maximum level of transparency with respect to the development of the National Gas Transmission System (NTS) in order for the market players to be informed in a timely manner about the existing and planned transmission capacities, in order for the investment decisions regarding the gas transmission network to respond to the market demands, following public consultations.

The Development Plan for the National Gas Transmission System (NTS) for 2020-2029, prepared according to **Electricity and Gas Law no. 123/2012**, with the objectives proposed in Romania's draft 2019-2030 Energy Strategy with the 2050 outlook, is compliant with the European energy policy for:

- ensuring safety of gas supply;
- increasing interconnectivity between the national gas transmission network and the European network;
- increasing the flexibility of the national gas transmission network;
- the liberalization of the gas market;
- creating the integrated gas market in the European Union
- ensuring the connection of third parties to the transmission system, according to specific regulations, within the limits of transmission capacities and compliant with the technological regimes;
- the extension of the pipeline network until December 2021, up to the entrance to the localities certified as tourist resorts of national or local interest, when such localities are at a distance of maximum 25 km from the connection points of the transmission system operators;
- ensuring the connection to the natural gas network of new investments which generate work places.

TRANSGAZ is a member of ENTSOG (European Network of Transmission System Operators for Gas), an entity where the company works together with all the EU gas transmission system operators in order to establish a common regulatory framework and a common development strategy and vision at European level, meant to achieve an integrated energy market.

In this context, while preparing The Development Plan for the National Gas Transmission System for 2020-2029, we aimed at coordinating the TYNDP and GRIP with the development plans of the gas transmission operators in the region.

Security of gas supply is underlying any energy policy – any serious disorder leading to gas supply disruptions has significant consequences for the economies of the EU member states. In order to strengthen this reliability, the EU states need to diversify their energy vectors and energy sources, but, at the same time, to act for the modernization of the existing gas transmission infrastructure.

A sustainable development of the gas transmission infrastructure in Romania involves an ample investment programme that would allow for the NTS to be in line with the transmission and operating demands in line with the European regulations for environmental protection.

Transgaz proposes in this respect:

- to promote investment projects which contribute to the achievement of a sustainable gas transmission system in safety conditions stipulated in the applicable laws, with the limitation of the impact on the environment and the population;
- to carry out projects in such a way that the impact on the natural and anthropogenic environment is minimal;
- to execute projects in such a way that the impact on biodiversity is minimal

In the context of the geopolitics and geo strategy of the European energy routes, Romania benefits from the advantages of the geographical location on important gas transmission corridors and access to gas resources discovered in the Black Sea, aspect which leads to the need of an efficient exploitation of these opportunities.

Through **the 10-year Development Plan for the National Gas Transmission System**, Transgaz proposes major investments for the strategic and sustainable development of the Romanian gas transmission infrastructure monitoring at the same time its compliance with the requirements of relevant European regulations and environmental protection.

According to the legal provisions, the document is subject to the approval of the National Regulatory Authority for Energy (ANRE). This document represents the update and completion of the NTS Development Plan in the period 2019-2028, approved by ANRE by Decision 2080/11.12.2019.

1.1. Update and completion of the 2019-2028TYNDP





- Updating chapters 2, 3, 4, 5 and 6 with 2019 end-year data;
- Updating the estimated schedules of the projects, the values and deadlines for completion of the 2019-2028 TYNDP projects as a result of the completion of the pre-feasibility and feasibility studies, of the FEEDS or contracts signing;

- The introduction of three new projects for the development of the gas transmission system as follows:
 - Upgrading GMS Isaccea 2 and GMS Negru Voda 2 for enabling bidirectional flow on the T2 pipeline;
 - Upgrading GMS Isaccea 3 and Negru Vodă 3 for the achievement of the bidirectional flow on the T3 pipeline;
 - Interconnection between NTS and the Black Sea LNG Terminal.
- The introduction of a new subchapter 9.7 - Do minimum and do maximum scenarios.

Project number	Project name	
7.1.1	Development on the Romanian territory of the National Gas Transmission System on the Bulgaria – Romania – Hungary – Austria Corridor – Phase I	
7.1.2	Development on the Romanian territory of the National Gas Transmission System on the Bulgaria – Romania – Hungary – Austria Corridor – Phase II	
7.2	Development on the Romanian territory of the Southern Transmission Corridor for taking over the Black Sea gas	
7.3	The interconnection of the national gas transmission system with the international gas transmission pipeline T1 and reverse flow Isaccea	
7.4	NTS developments in North-East Romania for enhancing gas supply to the area and for ensuring transmission capacities to the Republic of Moldova	
7.5	Extension of the bi-directional gas transmission corridor Bulgaria – Romania - Hungary – Austria (BRUA Phase III)	
7.6	New NTS developments for taking over Black Sea gas	
7.7	Romania – Serbia Interconnection	
7.8	Upgrading GMS Isaccea 1 and GMS Negru Vodă 1	
7.9	Interconnection between the gas transmission systems of Romania and Ukraine in the Gherăești – Siret direction	
7.10	Development/Upgrading of the gas transmission infrastructure in the North-Western part of Romania	
7.11	Increase in the gas transmission capacity of the interconnection Romania-Bulgaria, in the Giurgiu-Ruse direction	
7.12	Eastring–Romania	
7.13	Monitoring system, data control and acquisition for the cathodic protection stations related to the National Gas Transmission System	

Project number	Project name	
7.14	Development of the SCADA system for the National Gas Transmission System	
7.15	Upgrading GMS Isaccea 2 and GMS Negru Voda 2 for enabling bidirectional flow on the T2 pipeline	
7.16	Upgrading GMS Isaccea 3 and GMS Negru Voda 3 for enabling bidirectional flow on the T3 pipeline	
7.17	Interconnection between NTS and the Black Sea LNG Terminal	

Project included in:

	2014-2023 TYNDP
	2017-2026 TYNDP
	2018-2027 TYNDP
	2019-2028 TYNDP
	2020-2029 TYNDP

2. COMPANY PROFILE

2.1. The activity of the company

The National Gas Transmission Company TRANSGAZ SA established under Government Decision no. 334/28 April 2000, following the restructuring of the former National Gas Company ROMGAZ SA, is a Romanian legal entity, with the legal form of joint stock company and operates according to the Romanian laws and its bylaws.

Transgaz is the technical operator of the National Gas Transmission System (NTS) ensuring the execution of the national strategy regarding the internal and international gas transmission and dispatching with efficiency, transparency, safety, non-discrimination and competitiveness, as well as the research and project development in its field, in compliance with the provisions of the European and national laws, the quality, performance, environment and sustainable development standards.

The gas transmission activity is performed based on the Concession Agreement regarding the National Transmission System pipelines, facilities and equipment owned by the Romanian State, concluded with the National Agency for Mineral Resources (ANRM), as the representative of the State, approved by GR 668/20 June 2002 (published in OJ 486/8 July 2002, valid until 2032, as further amended and supplemented by seven addenda approved by government resolution.

Domestic gas transmission

The domestic gas transmission activity is carried out by Transgaz based on the gas transmission system operating licence no. 1933/20.12.2013, issued by the National Energy Regulatory Authority (ANRE) and valid until 8 July 2032.

Gas transmission is ensured through 13,430 km of pipelines and connections for gas supply, with diameters between 50 mm and 1,200 mm, at pressures between 6 bar and 63 bar.

Year	MU	2010	2011	2012	2013	2014	2015	2016	2017	2018	2019
Gas transmitted, including the amounts for underground storage (without international gas transmission)	bcm	14.74	15.48	14.94	13.70	13.08	12.38	12.20	12.97	13.07	13.30
Gas transmitted for internal consumption	bcm	12.31	12.82	12.27	11.26	11.88	12.29	12.07	12.87	12.99	13.3
NTS gas consumption, including technological gas and non-closure of NTS balance	bcm	0.284	0.278	0.239	0.160	0.097	0.088	0.109	0.095	0.081	0.065
The share of the NTS gas consumption in the total amount of gas transmitted, including gas for underground storage	%	1.93	1.80	1.60	1.17	0.74	0.71	0.89	0.73	0.62	0.49

Table 1 – The quantities of transmitted gas, NTS gas consumption and its share in the total amount of gas transmitted, including gas for underground storage in 2010-2019

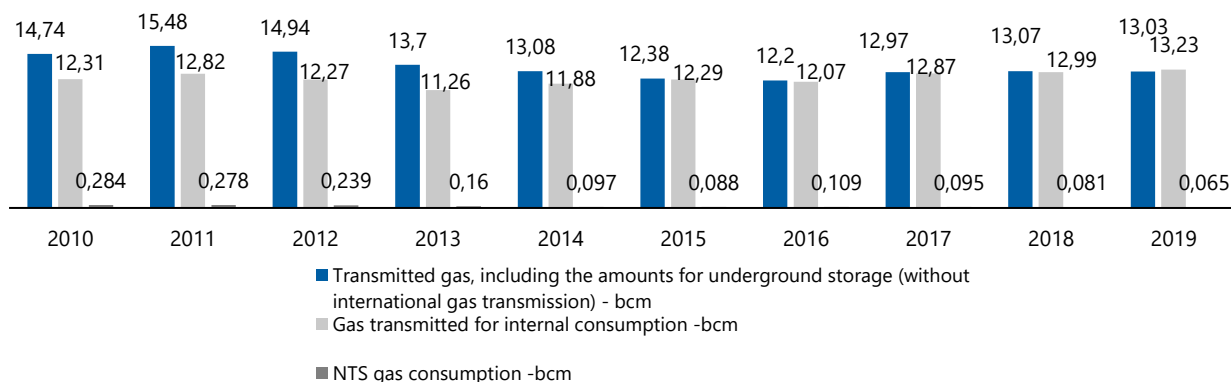


Chart 1 - 2010 – 2019 transmitted gas including underground storage and NTS gas consumption

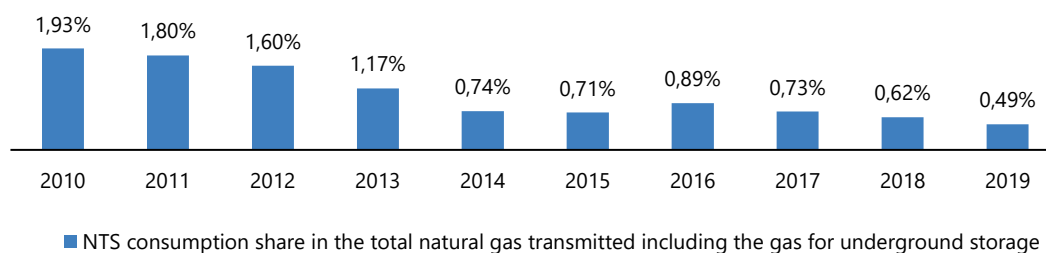


Chart 2 –The share of the NTS gas consumption in the total transmitted gas including underground storage in 2010-2019

Forecasts of the transmitted gas quantities including the ones meant for underground storage and of the NTS gas consumption for the period 2020–2029:

Year	mu	2020	2021	2022	2023	2024	2025	2026	2027	2028	2029
The transmitted natural gas including gas for underground storage (without international gas transmission)	bcm	13.337	13.471	13.605	20.775	20.775	20.775	20.775	20.775	20.775	20.775
Transmitted gas	bcm	13.254	13.387	13.521	20.691	20.691	20.691	20.691	20.691	20.691	20.691
NTS gas consumption, including technological gas and non-closure of NTS balance	bcm	0.083	0.084	0.084	0.084	0.084	0.084	0.084	0.084	0.084	0.084
The share of the NTS gas consumption in the total amount of gas transmitted	%	0.63	0.63	0.62	0.41	0.41	0.41	0.41	0.41	0.41	0.41

Table 2- Forecasts of the transmitted gas quantities including underground storage gas (without international gas transmission) and NTS gas consumption for the period 2020–2029

* 2019-2022-annual increase of 1%

Year 2023-increase by 8.17 bcm, the Black Sea source

International gas transmission

The activity of gas transmission is carried out by Transgaz based on the operating licence for the gas transmission system no. 1933/20.12.2013, issued by the National Energy Regulatory Authority (ANRE) and valid until 8 July 2032, according to Electricity and Gas Law 123/2012, as further amended and supplemented, and according to the applicable regulations in the domain.

The international gas transmission activity is carried out in the South-East of the country (Dobrogea) where the Romanian pipeline section between Isaccea and Negru Voda is included in the Balkan route of the international gas transmission from the Russian Federation to Bulgaria, Turkey, Greece and Macedonia.

On the above mentioned route, North of Isaccea, there are three interconnections with the similar international gas transmission system of Ukraine, and south of Negru Voda, there are three interconnections with the similar international gas transmission system from Bulgaria, but starting from gas year 2016-2017 the transmission capacity of the T1 pipeline is traded by auctions, according to the European code on capacity allocation mechanisms in the cross border interconnection points and to ANRE Order no 34/2016.

The connection between the Isaccea 1–Negru Vodă 1 (T1) gas transmission pipeline and the National Gas Transmission System was a requirement of the European Commission and one of the commitments requested by DG Competition and enables the physical flow of gas from the international transmission pipeline to the NTS (not vice versa).

- The international gas transmission activity is carried out through two international gas transmission pipelines in the UA-RO-BG-TK-GR direction (T2 and T3) each with the following characteristics: DN 1200, L=186 km and technical capacity = 9.579 billion Scm/year (T2) and DN 1200, L = 183.5 km and 9.679 billion Scm/year (T3), which are not connected to the National Transmission System.

Starting with gas year 2019-2020, following the gas transmission pipeline Isaccea 1–Negru Voda 1 / National Gas Transmission System connection, Negru Voda 1 has become a NTS interconnection point to which the provisions of the same tariff setting methodology are applied (methodology approved by ANRE Order 41/2019), which is also applicable to the interconnection points with the EU Member States (Csanadpalota, Giurgiu Ruse) and to the domestic points of the National Transmission System.

Transmission through the T2 and T3 pipelines is not currently subject to European regulations related to third party access and it is carried out according to the governmental agreements and contracts concluded with Gazprom Export.

The regulation of this situation is a complex process due mainly to factors beyond the scope of Transgaz's competence. However, the company aims to solve these issues and to comply with the provisions of the European regulatory framework.

The operation of the National Gas Transmission System by Transgaz mainly consists of the following activities:

- commercial balancing;
- contracting the gas transmission services;
- dispatch and technological conditions;
- metering and monitoring gas quality;
- gas odorization and international gas transmission.

Transgaz may also carry out other related activities for supporting the core business, according to the applicable laws and its own bylaws, being able to procure gas only for balancing and the safe operation of the National Transmission System.

The company's income is generated from the internal and international gas transmission activity and from connection fees, services and project development, from penalties charged to clients and other related services.

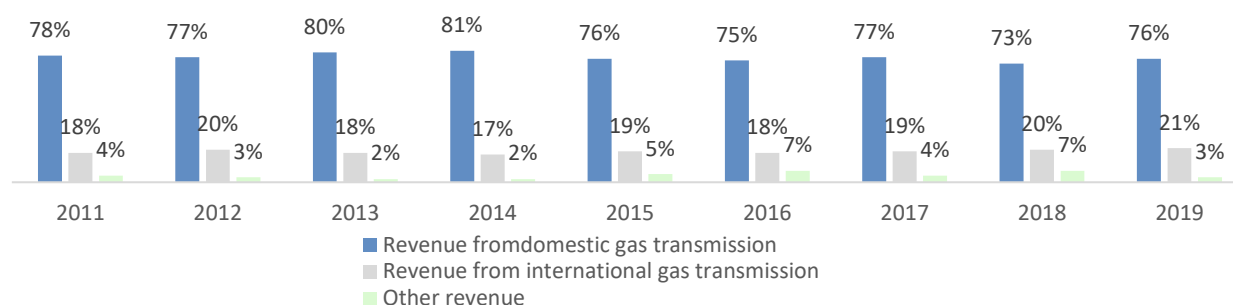


Chart 3- The structure of the operating revenue

The quality of the transmission services represents a constant preoccupation both for Transgaz and for ANRE.

For the purpose of monitoring the gas transmission services, based on specific indicators and minimal performance levels, starting with 1 October 2016, the **Performance Standard for the gas transmission services** entered into force, **approved by ANRE Order 161/26.11.2015**.

2.2. Shareholding

The public offering of 10%, in 2008 and of 15%, in 2013 of Transgaz increased share capital through the Bucharest Stock Exchange contributed to the increase in capitalization and the development of the capital market in Romania, thanks to the dynamics of the sector in which the company activates.

Shareholder's name	Number of shares	Percentage %
The State of Romania by the General Secretariat of the Government	6,888,840	58.5097
Free float - Other shareholders (natural and legal persons) out of which:	4,885,004	41.4903
✓ natural persons	1,057,641	8.9830
✓ legal persons	3,827,363	32.5073
Total	11,773,844	100.00

Table 3 –Transgaz shareholding

TGN shareholding on 31 december 2019

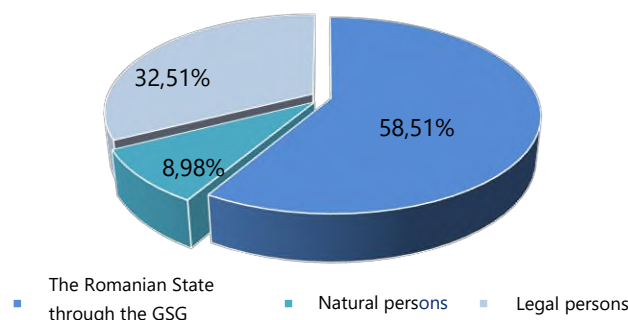


Chart 4 – The current Transgaz shareholding structure

2.3. Organisation and management

Transgaz is administrated in a unitary system by the Board of Administration.

There is a **separation** between the non-executive function (non-executive director) and the executive one (directors) – a mandatory separation in the case of joint stock companies whose annual financial standing is subject to a legal audit obligation.

The Board of Administration has delegated the management of the company to the director -general of Transgaz. The director - general of Transgaz represents the company in its relations with third parties and is responsible for taking all the general management, within the limits of the company's core business and in compliance with the exclusive competences under the law or the Articles of Association, the Board of Administration and the General Meeting of the shareholders.

SNTGN TRANSGAZ SA (Transgaz) carries out its activity in the following locations:

- Transgaz's headquarters: Mediaş, 1 C.I. Motaş Square, Sibiu County, 551130;
- Maintenance and Exploitation Division: Mediaş, 11 George Enescu Street, Sibiu County, 551018;
- Design and Research Division: Mediaş, 6 Unirii Street, Sibiu County, 550173;
- Bucharest Gas Market Operator Division: Bucharest, 30 Dorobanti Road, District 1, 010573;
- Transgaz Representative Office – Romania: Bucharest, 55 Primaverii Blvd.
- Transgaz Representative Office – Brussels, Belgium: Brussels, 23 Luxembourg Street;
- EU Funds and International Relations Division: Bucharest, 155 Victoriei Road, District 1, 010073;
- Research – Design Unit Brasov, 2 Nicolae Titulescu Street;

- EUROTRANSGAZ Ltd.: MD-2004, 180 Ștefan cel Mare și Sfânt Blvd., of.506, Chisinau, the Republic of Moldova;
- Secondary office of Transgaz: Mediaș, 3 I.C. Brătianu, building 3, flat 75, Sibiu County.

Transgaz has **9 regional offices and a subsidiary**:

- **Arad Regional Office**, 56 Poetului Street, Arad, Arad County, code 310369;
- **Bacău Regional Office**, 63 George Bacovia Street, Bacău, Bacău County, code 600238;
- **Brăila Regional Office**, 5 Ion Ghica Street, Brăila, Brăila County, code 810089;
- **Brașov Regional Office**, 12A Grigore Ureche Street, Brașov, Brașov County, code 500449;
- **Bucharest Regional Office**, 24 Lacul Ursului Street, District 6, Bucharest, code 060594;
- **Cluj Regional Office**, 12 Crișului Street, Cluj-Napoca, Cluj County, code 400597;
- **Craiova Regional Office**, 33 Arhitect Ioan Mincu Street, Craiova, Dolj County, code 200011;
- **Mediaș Regional Office**, 29 George Coșbuc Street, Mediaș, Sibiu County, code 551027;
- **Constanța Regional Office**, 1 Albastră Street, Constanța, Constanța County, code 900117;
- **Mediaș Subsidiary**, 59 Sibiului Street, Mediaș, Sibiu County



Figure 1- Map of Transgaz regional offices

3. DESCRIPTION OF THE NATIONAL GAS TRANSMISSION SYSTEM

The first pipeline of the National Gas Transmission System was commissioned in 1914.

The NTS was designed as an interconnected radial-ring system, being developed and having its starting points at the large gas resources in the Transylvanian Basin (the centre of the country), Oltenia and afterwards Eastern Muntenia (south of the country).

The destination represented the large consumers in the Ploiești-Bucharest area, Moldavia, Oltenia, as well as the consumers in the central area (Transylvania) and the northern area of the country.

Later, the gas flows underwent important changes due to the decrease of resources in the Transylvanian Basin, Moldavia and Oltenia, and the emergence of new sources (import, OMV-Petrom, concessions made by third parties, etc.), while the gas transmission infrastructure remained the same.

The National Transmission System is represented by the main pipeline, as well as by the related facilities and equipment, operated at pressures ranging from 6 bar to 40 bar, except for the international transmission pipelines (63 bar) through which the gas is taken over from the production fields or imported and transmitted for delivery to internal gas market customers, export, international transmission, etc.

The main components of the National Gas Transmission System on 31.12.2019 are:

NTS facility/component	MU	Value
Main transmission pipelines and connections for gas supply, of which pipelines for international gas transmission (Transit II, Transit III)	km	13.430 369
Operating gas regulating - metering stations (MRS)	pcs	1.127 (1.233 metering directions)
Valve control stations (VCS, TN)	pcs	58
Import gas metering stations (GMS) (Giurgiu, Horia, Isaccea import, Negru Vodă IV, Medieșu Aurit, Isaccea Transit I, Negru Vodă I)	pcs	7
Gas metering stations located on the on the gas transit pipelines (GMS) (Isaccea Transit II, Isaccea Transit III, Negru Vodă II, Negru Vodă III)	pcs	4
Gas compressor stations (GCS) (Șinca, Onești, Siliștea, Jupa, Podișor)	pcs	5
Cathodic protection stations (CPS)	pcs	1.038
Gas odourisation stations (GOS)	pcs	902

Table 4 – NTS components on 31.12.2019

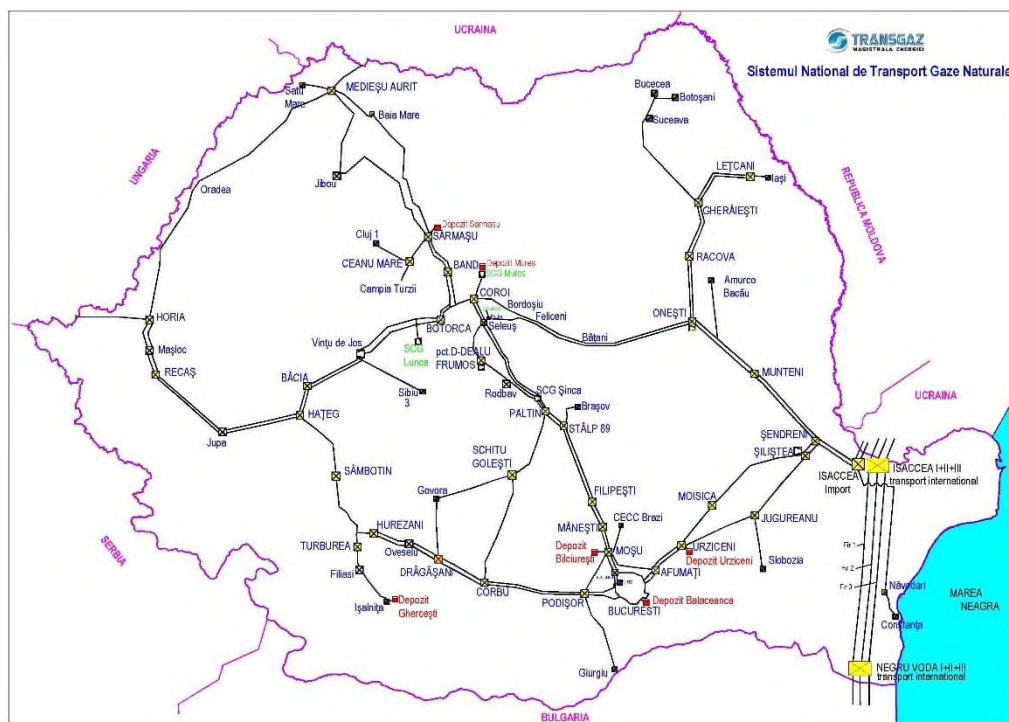


Figure 2 – Map of the National Transmission System

The technical analysis of the National Transmission System on 31.12.2019

An analysis of the main objectives belonging to the NTS in terms of service life is shown in the table below:

Service life	Transmission pipelines (km)	Supply pipelines (km)	Number of directions of metering regulation stations
> 40 years	6,907	351	148
Between 30 and 40 years	1,727	164	60
Between 20 and 30 years	692	302	250
Between 10 and 20 years	1,505	851	568
< 10 years	564	108	161
≤ 5 years	239	20	46
TOTAL	11,634	1,796	1,127 MRSs (1,233 metering directions)
	13,430		

Table 5 - Analysis of technical situation

It is noted that regarding pipelines and gas transmission connections, of the 13,430 km in operation, approximately 76% have an actual service life of more than 20 years, close to their normal service life. However, their technical condition is maintained at an appropriate level as the operating activity is carried out in the context of a preventive, planned, corrective maintenance system supported by annual development and modernization investment plans.

In order to be able to operate the NTS, which is state-owned, Transgaz pays a royalty fee every trimester, representing 10% of the income from gas domestic and international transmission.

The total technical capacity of the NTS entry/exit points on 01.01.2020 is 151,874 thousand cm/day (55.43 bcm/y) at the entry and 241.609 thousand cm/day (88.18 bcm/y) at the exit.

The total technical capacity of the interconnection points located on the T2 and T3 international gas transmission pipelines is approximately 55,018 thousand cm/day (19.3 bcm/y, with a usage factor of 0.959) both at country entry and exit.

The natural gas storage system with a total capacity of 33.28 TWh is one of the elements that contributes to optimizing the use of the gas transmission infrastructure and system balancing.

The domestic and international gas transmission capacity is ensured through the network of pipelines and gas supply connections with diameters ranging from 50 to 1,200 mm.

The compression capacity is ensured by five gas compressor stations located on the main transmission routes, which have an installed power of approximately 46 MW, with a maximum compressor capacity of 1,180,000 Ncm/h namely 28,320,000 Ncm/day.

Two of the five compressor stations, CS Onești and CS Siliștea, have entered into a modernization program, which involves replacing the existing compressor groups and the related technological installations. Until the completion of the modernization process, the two compressor stations will be inoperative.

The NTS is equipped with **1,038 cathodic protection stations**. Cathodic protection reduces to a large extent the piping corrosion speed, thus increasing operation safety and reliability and the service life of the buried metal pipelines.

The technical norms on the classification and service life of the assets establish a normal service life for the pipelines with cathodic protection that is twice as long (40-60 years) as that of the pipelines with no cathodic protection.

Approximately 96% of the pipelines and connections operated are cathodically protected.

Of the **1,127 regulating and metering stations** (1,233 metering directions), 948 are integrated in an automatic control and monitoring system – SCADA.

All these components of the NTS ensure the taking over of the gas from producers/suppliers and its transmission to the consumers/distributors or storage facilities.

The table below shows a synthesis of the limitations and interruptions scheduled following the repair/investment plans or the unforeseen limitations and interruptions following unexpected/accidental events for 2013-2019:

Period		Scheduled		Unforeseen	
		Limitations	Interruptions	Limitations	Interruptions
Calendar year	2013	7	43	4	113
	2014	5	43	5	158
	2015	8	64	8	164
	2016	7	43	38	160
	2017	11	44	0	198
	2018	0	5	8	121
	2019	1	17	6	72
Gas year	2016-2017	11	58	2	174
	2017-2018	0	5	7	138
	2018-2019	1	17	5	84

Table 6 – Scheduled and unforeseen interruptions

For compliance with Order 115/2018 on the approval of the methodology for the calculation of the gas transmission system technological consumption, SNTGN Transgaz SA launched the procedure for the procurement of technical assessment services for the National Gas Transmission System for the estimation of the non-localised technological consumption, generated by the operational wear and tear of natural gas transmission pipelines and removable joints. The aim of the assessment is the establishing of the percent of the transmitted gas quantity allocated to the non-localised technological consumption, generated by the wear and tear of natural gas transmission pipelines and leaks of the dismountable joints. Following the assessment it was established 0.000309364% of the annual transmitted volume for the estimation of the non-localized technological consumption determined by the operational wear and tear of natural gas transmission pipeline, and the use in calculations of an average flow of 1.118883 Sm³/h for the estimation of the technological consumption determined by gas leaks from lack of tightness..

Cross-border interconnection pipelines

At present, the gas imports/exports to/from Romania are ensured through seven cross-border interconnection pipelines:

Cross-border interconnection pipeline features	
UKRAINE	Orlovka (UA)–Isaccea (RO) - DN 1000, capacity 8.6 bcm/y, P _{max} =55 bar
	Tekovo (UA)–Medieșu Aurit (RO) - DN 700, capacity =4.0 bcm/y, P _{max} =70 bar
	Isaccea 1/Orlovka 1 , capacity 6.8 bcm/y following the trilateral Agreement concluded in December 2019, P _{max} = 49.5 bar in the import direction and a capacity of 5.7 bcm/y until 30.09.2020 and 4.1 bcm/y from 01.10.2020 at P _{max} =45 bar in the export direction
HUNGARY	Szeged (HU)–Arad (RO)–Csanadpalota - DN 700, capacity =1,75 bcm/y, P _{max} = 63 bar. From 1 October 2019, the import capacity through this interconnection increased at 2.2 bcm/y.
REPUBLIC OF MOLDOVA	Ungheni (MO) – Iași (RO) - DN 500, capacity =1.5 bcm/y, P _{max} =50 bar
BULGARIA	Ruse (BG)–Giurgiu (RO) - DN 500, capacity =1.5 bcm/y, P _{max} =40 bar and P _{max} =30 bar in the export and in the import direction.
	Negru Vodă 1/Kardam , capacity =6,4 bcm/y in the export direction and in the import direction, capacity=5.7 bcm/y from 01.01.2020 and P _{max} =55 bar in both transmission directions

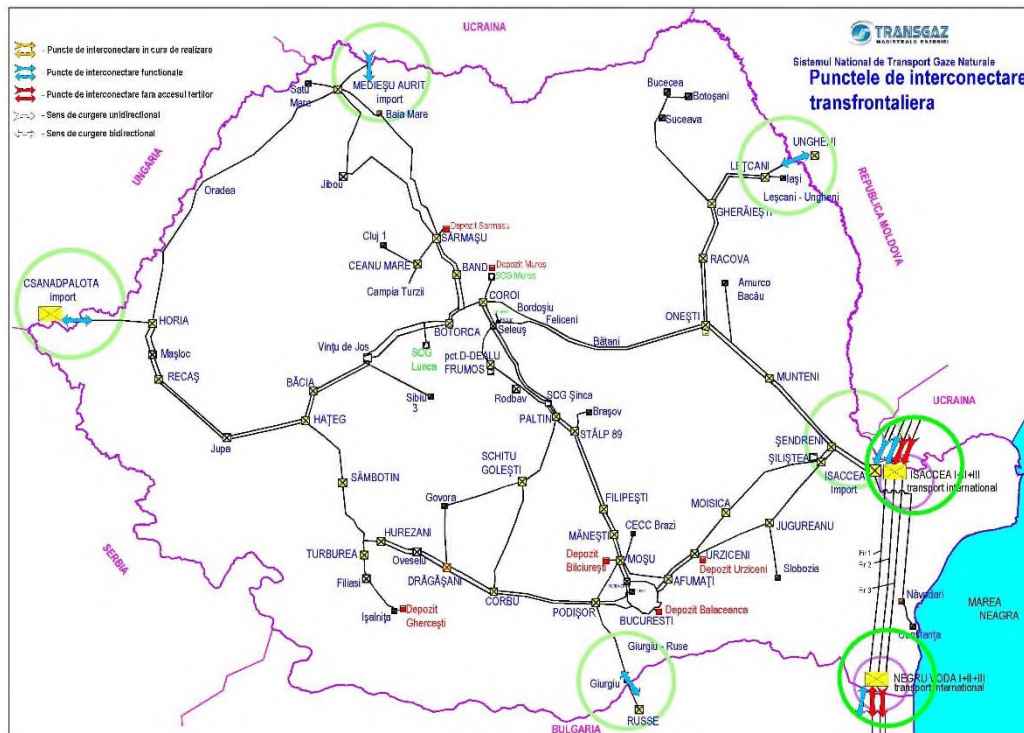


Figure 3 – NTS cross-border interconnection points

4. ROMANIAN AND REGIONAL GAS MARKET

4.1 Romanian gas market

Romania has the largest natural gas market in Central Europe and was the first country to use natural gas for industrial purposes.

The gas market has reached record levels in the early 1980s, following the implementation of government policies aiming at eliminating dependency on the import.

The implementation of these policies led to an intensive exploitation of domestic resources, resulting in a decline in domestic production.

In the context of the radical structural and institutional reforms which characterized the Romanian economy after 1989 and which aimed to decentralize the services in order to increase their quality and efficiency, the Romanian energy market was gradually opened to competition as an integral part of the concept of the liberalization of the national economy and the free movement of products and services.

In particular, the Romanian gas sector has undergone a profound restructuring process, having as main pillars:

- the separation of activities into autonomous sectors of production, storage, transmission and distribution;
- reducing concentration of natural gas production and import by granting licences and authorizations to a growing number of companies;
- regulation of non-discriminatory access of third parties to the natural gas transmission system.

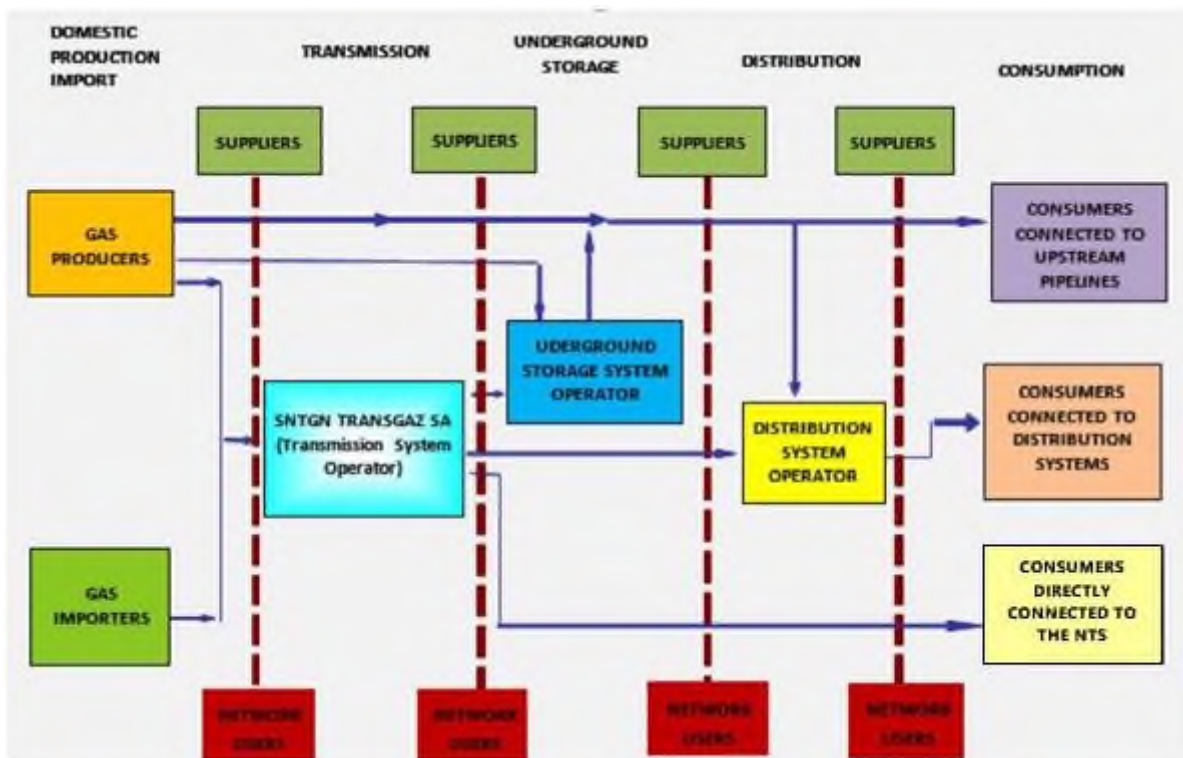


Figure 4 – The Romanian gas market

The current structure of the Romanian gas market includes:

- 1 operator of the National Transmission System – SNTGN TRANSGAZ SA MEDIAȘ;
- 9 gas producers: OMV Petrom SA, SNGN ROMGAZ SA, SC Amromco SRL, SC Foraj Sonde SA, SC Raffless Energy SRL, Stratum Energy Romania LLC Wilmington the Bucharest Subsidiary, SC Hunt Oil SRL, SC Lotus Petrol SRL, SC Serinus Energy România;
- 2 underground storage facilities operators: SNGN Romgaz - the Underground Gas Storage Facility Depogaz Ploiesti, SC Depomureș Târgu Mureș;
- 32 gas supply and distribution companies– the largest being Distrigaz Sud Retele Srl and SC Delgaz Grid;
- 140 licences gas suppliers.

The internal gas market has two components:

- **the competitive segment**, which includes:
 - the *wholesale market* which functions based on:
 - (i) bilateral contracts between the gas economic operators,
 - (ii) transactions on centralized markets managed by the operator of the gas market or the operator of the balance market, whichever the case,
 - (iii) other types of transactions or contracts.
 - the *retail market* where the suppliers sell gas to final clients through contracts with negotiated prices.

- **the regulated segment** which includes the natural monopoly activities, the related activities and gas supply at a regulated price, based on the framework agreements approved by ANRE.

The increase of the competitive market share is achieved gradually by ensuring access to this market for more participants, suppliers and final clients.

The final clients can choose their supplier and can directly negotiate purchase agreements with the supplier.

The Romanian gas market has been gradually opened starting with 2001, from 10% of the total consumption, reaching 100% in January 2007 for industrial consumers.

For domestic consumers, the gas market was liberalized in July 2007 and at present, according to the provisions of Directive 2009/73/EC, the national market is 100% open.

The development of the internal gas market aims at:

- the development of competition between gas suppliers;
- continuing to implement `cap` pricing methods;
- stimulating the opening and/or the rehabilitation of gas deposits, in order to increase the internal production of gas and limit the dependency on imports;
- diversification of the import/export sources;
- flexibility of the storage system.

Transgaz, as technical operator of the NTS, has a very important role in ensuring the security of gas supply to the country and in the correct operation of the national gas market.

4.2 Regional gas market and gas supply possibilities



Figure 5- Length of natural gas transmission systems in neighbouring countries

THE REPUBLIC OF BULGARIA

Transmission operator	Bulgartransgaz
Transmission system length	2,788 km
Compressor stations power	Transmission: 274 MW Storage: 10MW
Interconnections	Negru Vodă I, II and III – Transgaz RO Kulata/Sidirokastron – DESFA GR Strandja/Malkoclar – BOTAS TR Kyustendil/Zidilovo – GA-MA MK Ruse/Giurgiu - Transgaz RO
Storage	Chiren – Bulgartransgaz Total capacity 550 mil.cm
Gas consumption (bcm) (2017)	3.313
Gas Import (bcm) (2017)	3.256
Domestic production (bcm) (2017)	0.079
Future projects	<p>Interconnection Turkey – Bulgaria Interconnector Greece - Bulgaria Interconnection between the national gas transmission systems of Bulgaria and Serbia NTS Rehabilitation, Upgrading and Development Construction of a pipeline between Bulgaria and Romania (investment in the Bulgarian system to increase BRUA related capacity)</p> <p>Eastring – Bulgaria Expansion of the Chiren UGS storage capacity Construction of a looping CS Valchi Dol - the valve station Novi Iskar to increase capacity and to connect with the existent system Construction of a pipeline between Varna and Oryahovo Construction of a looping between CS Provadia and Rupcha to increase capacity and to connect with the existent system Construction of new storage facilities on the territory of Bulgaria</p>

Source: www.bulgartransgaz.bg, <http://ec.europa.eu/eurostat>, www.gie.eu, entsog.eu

SERBIA

Transmission operator	SRBIJAGAS and YUGOROSGAZ
Transmission system length	2,265 km
Compressor stations power	4 MW
Interconnections	<u>SRBIJAGAS</u> Kiskundorozsma – FGSZ HU Zvornik – BH-gas-BA Pojate – YUGOROSGAZ <u>YUGOROSGAZ</u> Pojate – SRBUAGAS RS
Storage	Banatski Dvor SRBIJAGAS Total capacity 450 mil. cm
Gas consumption (bcm) (2017)	2.718
Gas Import (bcm) (2017)	2.01
Domestic production (bcm) (2017)	0.509
Future Projects	Interconnection with Romania in the direction of Mokrin - Arad; Interconnections with Bosnia and Herzegovina on the Novo Selo-Bijeljina direction; Interconnection with Bulgaria on the Nis-Dimitrovgrad direction; Achievement of the Banatski Dvor storage (capacity between 450 million m ³ and 750 million m ³ with a maximum capacity of up to 10 m ³ per day); Achievement of the Itebej storage (capacity between 800 million and 1 billion cubic meters of gas).

Source: Internet, <http://ec.europa.eu/eurostat>

HUNGARY

Transmission operator	FGSZ
Transmission system length	5,873 km
Compressor stations power	240 MW
Interconnections	Bregdaroc – Ukrtransgas (UA) Mosonmagyaróvár – OMV Gas (AT) Kiskundorozsma – Srbijagas (RS) Csanadpalota – Transgaz (RO) Dravaszerdahely – Plincro (HR) Balassagyarmat - Eustream Slovakia (SK) Vecses 4/MGT
Storage	Zsana Magyar Foldgaztarolo Hajduszoboszlo Magyar Foldgaztarolo Pusztaderics Magyar Foldgaztarolo Kardosku Magyar Foldgaztarolo Szoreg -1 MMBF Foldgaztarolo Total capacity 6 bcm
Gas consumption (bcm) (2017)	10.39
Gas Import (bcm) (2017)	13.37
Domestic production (bcm) (2017)	1.812
Future Projects	Reverse flow Romania – Hungary, the Hungarian section, phase 1 Interconnection Slovenia – Hungary Hungarian section of the Tesla project Reverse flow HU – UA Eastring – Hungary Construction of a pipeline Varosfold – Ercsi – Győr Construction of a pipeline Ercsi – Szazhalombatta Construction of another compressor station at Varosfold Reverse flow Romania – Hungary , Hungarian section, phase 2 The transmission corridor BG-RO-HU-AT Construction of another compressor station at Hajduszoboszlo Construction of a transit pipeline Vecses – Varosfold Development of Hungarian section of the Tesla project

Source: <https://fgsz.hu>, <http://ec.europa.eu/eurostat>, entsog.eu

UKRAINE

Transmission operator	Ukrtransgas subsidiary of Naftogaz
Transmission system length	38,550 km pipelines
Compressor stations power	Transmission: 263 MW Storage: 10 MW
Interconnections	Orlovka – Isaccea (RO) Tekovo – Medieșu Aurit (RO) Platovo RU/ UA Prokorovka RU/UA Sokhranovka RU/UA Pisarevka RU/UA Serebryanka RU/UA Valuyki RU/UA Volchansk RU/UABelgorod RU/UA Sudzha RU/UA Kobryn Belarus-UA Hermanowice – Poland/UA Budince- Slovakia/UA Beregdaroc (HU)- Beregovo (UA) Oleksiivka - MD/UA Grebenyky – MD/ UA
Storage	13 underground storage facilities with a capacity of 31 bcm Krasnopopivske - PJSC Ukrtransgaz Olyshivske – PJSC Ukrtransgaz Bohorodchanske – PJSC Ukrtransgaz Uherske (XIV-XV) – PJSC Ukrtransgaz Oparske – PJSC Ukrtransgaz Solokhivske – PJSC Ukrtransgaz Dashavske – PJSC Ukrtransgaz Kehychivske – PJSC Ukrtransgaz Chervonopartyzanske – PJSC Ukrtransgaz Bilche-Volytsko-Uherske – PJSC Ukrtransgaz Proletarske – PJSC Ukrtransgaz Verhunske – PJSC Ukrtransgaz Hlibovske – PJSC Chornomornaftogaz
Gas consumption (bcm) (2017)	30.92
Gas Import (bcm) (2017)	12.97
Domestic production (bcm) (2017)	19.73
Future Projects	It is important to underline the interest shown by Ukraine both for physical reverse flow at

	<p>interconnection points with the Romanian system, but especially at Isaccea 1, thus ensuring the delivery of natural gas coming from the south-east through the Bulgarian transmission system and the first transit line.</p> <p>The Romania – Ukraine interconnection project</p>
--	--

Source: utg.ua, <http://ec.europa.eu/eurostat>, www.entsog.eu, www.gie.eu

THE REPUBLIC OF MOLDOVA

Transmission operator	Moldovagaz and Vestomodtransgaz
Transmission system length	~ 1,600 km
Compressor stations power	<p><u>Moldovatransgaz</u> 3 compressor stations (75.5 mW) + a gas metering station (with a capacity of 80.0 ml./24h)</p> <p><u>Vestmoldtransgaz</u> 1 gas metering station</p>
Interconnections	<p><u>Moldovatransgaz</u> Ungheni (IUC) RO-MD GSM Alexeevca (ACB) UA-MD GSM Grebeniki (ATI) UA-MD GSM Grebeniki (RI, SDKRI) UA-MD Temporary GSM Ananiev/Orlovca (ACB) UA-MD GPMS Limanscoe (TO 3) UA-MD Căușeni (ATI) MD-UA Căușeni (RI, SDKRI) MD-UA</p> <p><u>Vestmoldtransgaz</u></p>
Gas consumption (bcm) (2017)	2.52
Gas Import (bcm) (2017)	2.52
Domestic production (bcm) (2017)	0.011
Future Projects	<p>Extension of the Iași–Ungheni–Chișinău interconnector (Phase II).</p> <p>The construction of the gas transmission network DN 500 Ungheni-Balti section, connected to the gas transmission network in the North of the Republic Ananiev-Cernăuți- Bogorodicieni.</p> <p>Construction of a gas compressor station located in the county of Ungheni.</p>

Source: www.moldovatransgaz.md, <http://ec.europa.eu/eurostat>

4.3 The conclusions of the regional gas market analysis

All the information about the neighbouring countries' gas markets indicates an important dependency of these markets on import gas sources.

If until recently the only gas supply source for these countries was Russia, today, through the planning and implementation of new infrastructure projects, the neighbouring countries seek to diversify these sources, in order to increase the reliability of gas supply and to ensure competitive prices.

The orientation of the gas transmission system operators from neighbouring countries towards creating new cross-border transmission capacities, or increasing the already existing ones, clearly shows the preoccupation for an important increase in interconnectivity in a European region where there is still much to be done for a perfectly integrated market:

- **Ukraine** completed the reverse flow with Hungary and implemented the project for reversing the flows with Slovakia; It is important to underline the interest shown by Ukraine both for physical reverse flow at interconnection points with the Romanian system, but especially at Isaccea 1, thus ensuring the delivery of natural gas coming from the south-east through the Bulgarian transmission system and the first international gas transmission pipeline.
Source: <http://www.dw.com/en/slovakia-opens-reverse-flow-pipeline-to-carry-gas-to-ukraine>
<https://spectator.sme.sk/c/20051881/fico-and-yatsenyuk-open-reverse-gas-flow-pipe.html?ref=av-center>
- **Hungary** has planned investments for developing the gas transmission capacities between the Eastern and Western parts of the country, but is also planning to implement a North-South corridor which would link Slovakia and Croatia.
- **Serbia** will benefit from the interconnection with Bosnia, Herzegovina, Bulgaria and Romania.
- **Bulgaria** in its turn, is making efforts to execute the Greece – Bulgaria interconnection and a new interconnection with Turkey in order to benefit from the Caspian gas and the Liquefied Natural Gas in the LNG terminal in Greece in view of their transmission towards the Central European markets.

In this context, **Romania** is the least dependent on gas imports. Adding to this the favourable geostrategic position, the resources discovered in the Black Sea, Romania could play a defining role in the region.

As such, the gas transmission infrastructure probably becomes the most important factor, and **Transgaz** is currently facing a major challenge: the development –as soon as possible– of gas transmission corridors ensuring the necessary interconnectivity at European level and enough gas transmission potential for the use of the resources on the internal and regional markets.

5. GAS CONSUMPTION, PRODUCTION AND STORAGE

5.1 Gas consumption

5.1.1 2008 – 2019 gas consumption

The total gas consumption on the Romanian market in 2008-2019, expressed in GWh is as follows:

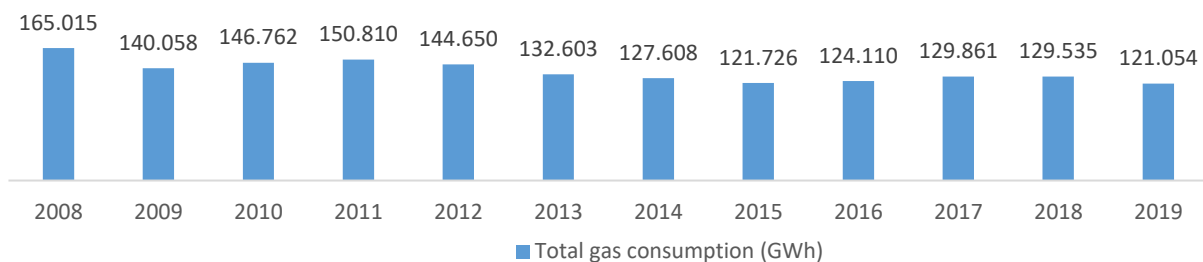


Chart 5 - The total gas consumption on the Romanian market in the period 2008-2019 (GWh)

Source: ANRE annual reports

Domestic gas consumption has stabilized in recent years, after a period of major decrease.

5.1.2 Seasonal consumption and consumption peak

Depending on the season (winter, summer), natural gas consumption varies and the gas transmission network has to deal with different levels of transmission demand.

The seasonal variation in the period 2008 – 2019 is represented in the following chart:

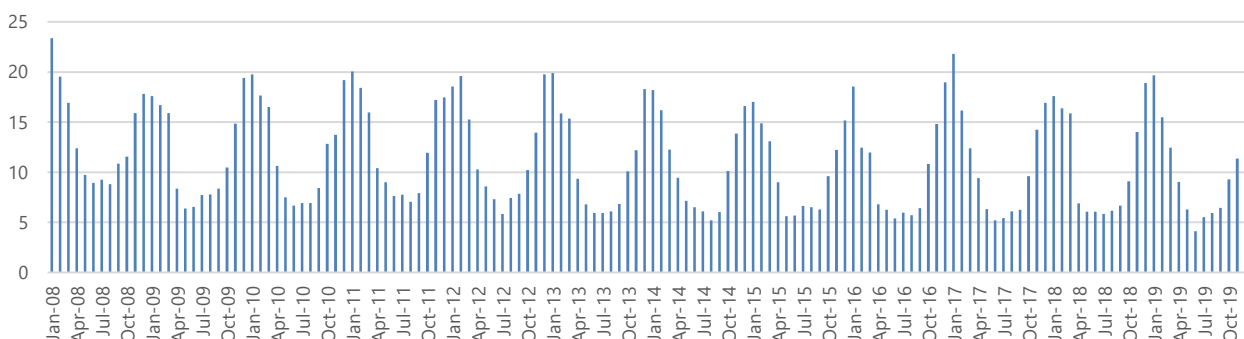


Chart 6 – Seasonal gas consumption in 2008 -2019

Source: ANRE reports

Key elements to ensure safety of gas supply in critical times have the historical gas consumption data of the **day** of the year with the **highest consumption** and of the **14 consecutive days with the highest consumption in the year**.

The history of the two key elements is as follows:

Maximum daily consumption and 14 days maximum consumption				
Year	Maximum consumption 1 day (GWh)	Date	Maximum consumption 14 days (GWh)	Period
2008	797.7	5 January	10,859.8	2-15 January
2009	745.5	22 December	9,708.5	11-24 December
2010	710.4	31 December	9,480.6	22 January - 4 February
2011	732.7	1 February	9,858.7	24 January - 6 February
2012	773.2	1 February	10,278.3	30 January -11 February
2013	721.0	10 January	9,209.1	7-20 January
2014	734.9	31 January	9,677.7	25 January -7 February
2015	647.5	9 January	8,393.3	1-14 January
2016	728.5	22 January	8,874.6	15-28 January
2017	751.1	9 January	10,145.2	7-20 January
2018	718.2	1 March	9,061.0	20 February – 5 March
2019	709.9	8 January	9,344.90	4-17 January

Table 7– PEAK and maximum consumption 14 days

5.1.3 Gas consumption forecasts 2020-2030

For the preparation of gas consumption forecasts the following aspects were taken into account:

1. Forecast of the electricity mix

Romania's electricity mix, according to the Romania's draft Energy Strategy for 2019-2030 with the 2050 outlook, is and will remain balanced and diversified:

ELECTRICITY PRODUCTION 2017-2050 [TWh]								
	2017	2020	2025	2030	2035	2040	2045	2050
ENERGY PRODUCTION BY TYP OF SOURCE	63	69	72	77	83	84	85	86
Nuclear	11.5	11.5	11.4	17.4	23.2	23.2	23.2	23.2
Water	14.4	15.8	17.5	17.6	17.6	17.6	17.6	17.6
Wind&solar	8.5	8.8	9.6	10.5	11.4	12.3	13.1	14.0
Coal	17.3	17.5	17.8	15.8	14.9	14.9	14.9	14.9
Oil	0.4	0.4	0.4	0.4	0.4	0.4	0.4	0.4
Gas	10.2	14.0	14.5	14.5	14.5	15.0	15.0	15.0
Biomass	0.4	0.9	0.9	0.9	0.9	0.9	0.9	0.9
SHARE OF ENERGY RESOURCES IN ELECTRICITY PRODUCTION 2017-2050 [%]								
Nuclear [%]	18.3	16.7	15.8	22.5	28.0	27.5	27.2	26.9
Water [%]	23.0	22.9	24.3	22.8	21.2	20.9	20.7	20.5
Wind&solar [%]	13.5	12.7	13.3	13.6	13.7	14.6	15.4	16.3
Coal [%]	27.5	25.4	24.7	20.5	18.0	17.7	17.5	17.3
Oil [%]	0.7	0.6	0.6	0.6	0.5	0.5	0.5	0.5
Gas [%]	16.3	20.3	20.1	18.8	17.5	17.8	17.6	17.4
Biomass [%]	0.7	1.3	1.2	1.1	1.1	1.0	1.0	1.0

Table 8–Evolution of the available electricity production capacity without investments in new capacities

Source: Romania's draft Energy strategy 2019 – 2030 with the 2050 outlook

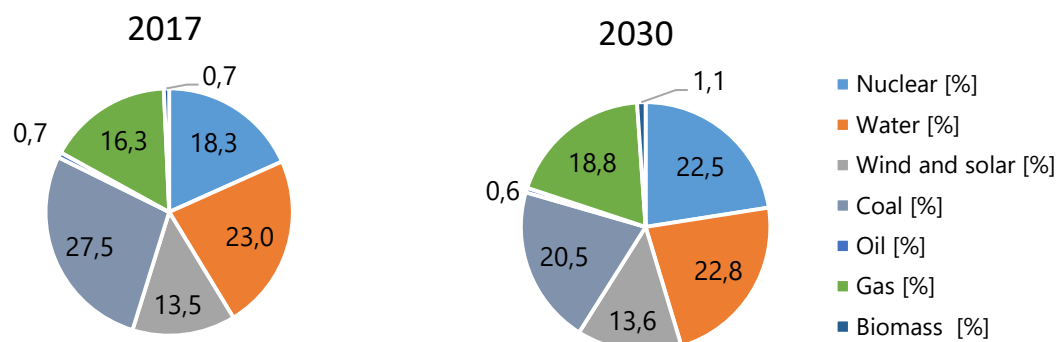


Chart 7 – The structure of the primary energy mix in 2017 and 2030

Source: Romania's 2019 – 2030 Energy Strategy with the 2050 outlook

In 2017, the share of primary resources in the power production has the following structure: power from coal lignite and coal) 27.5% (17.3 TWh); power produced in 23% hydro power plants (14.4TWh); power produced in the Cernavoda nuclear power plant 18.3% (11.5 TWh); power produced from hydrocarbons (oil and gas) 16.3% (10.7TWh); power produced by wind and solar installations 13.5% (8.5TWh), power from biomass 0.7% (0.4 TWh).

For 2030, the results of the modelling in the Best Case Scenario show a 2.5% increase in the share of gas in power production, from 16.3% in 2017 to 18.8% in 2030. Natural gas has an important share of the domestic primary energy consumption because of the relatively high availability of indigenous resources, the low impact on the environment and the ability to balance the electricity produced by intermittent renewable sources (wind and photovoltaic), given the flexibility of gas generating plants.

2. Energy demand forecast per energy sectors

Romania's gross energy consumption decreased significantly recently, reaching 377 TWh in 2015 with the final consumption of 254 TWh.

The modelling results from Romania's draft 2019-2030 Energy Strategy with the 2050 outlook estimate the 2030 gross energy consumption to 394 TWh (increase by 4% as compared to 2015). Consumption of energy resources as raw material will decrease by 35%, while consumption and loss in the energy sector will decrease by 4 TWh.

The sectoral structure of the final energy demand in 2017 and 2030 is presented in the following chart.

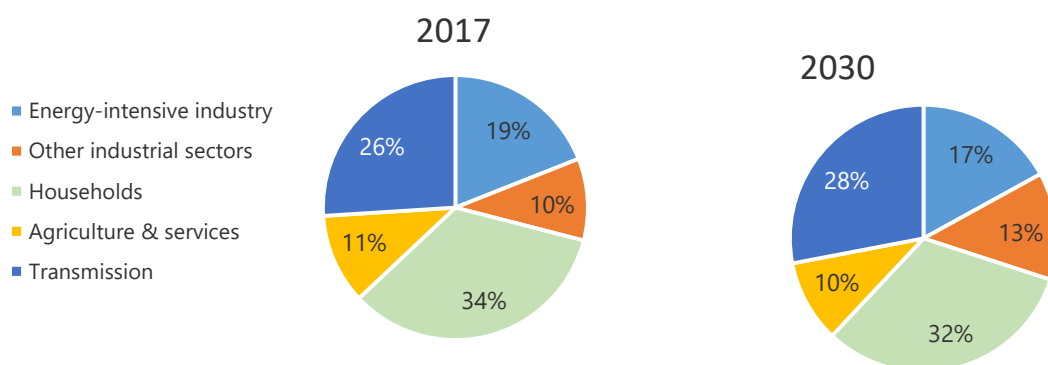


Chart 8 –Final energy demand per activity sectors in 2017 and 2030

Source: Romania’s draft 2019 – 2030 Energy Strategy with the 2050 outlook

A slight decrease of the household consumption as a result of the energy efficiency increase, as well as the consumption increase in gas transports and other industrial sectors.

3. Reference scenario of the European Commission (REF 2016)

According to the reference scenario of the European Commission (REF 2016) the evolution of the gas consumption in Romania in 2000-2050 is as follows:

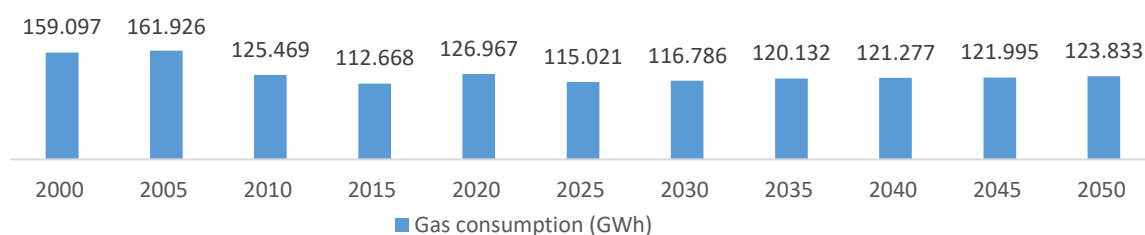


Chart 9 –Gas consumption in 2000 -2050 according to the reference scenario of the European Commission

Source: Reference scenario of the European Commission

4. *Forecast of consumption of natural gas for Romania in the 2020 – 2030 according to the National Commission for Strategy and Prognosis.*

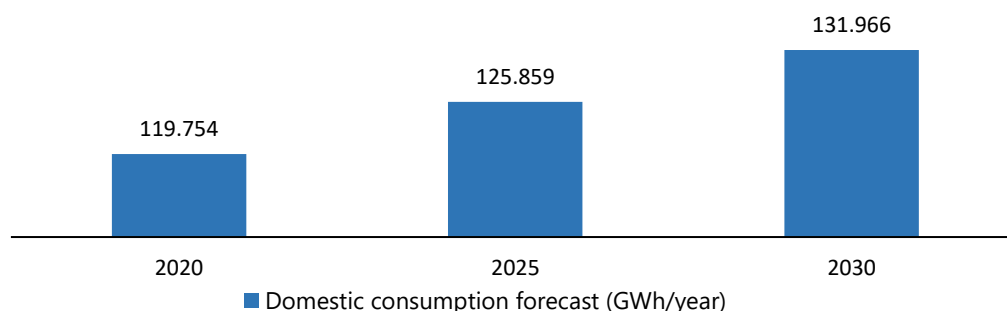


Chart 10 – The domestic gas consumption forecast in 2020 – 2030

Source: National Commission for Strategy and Prognosis

5.2. Gas production

5.2.1 History of the gas production during 2008– 2019

The domestic gas production (bcm) in 2008 –2019 by the main producers was as follows:

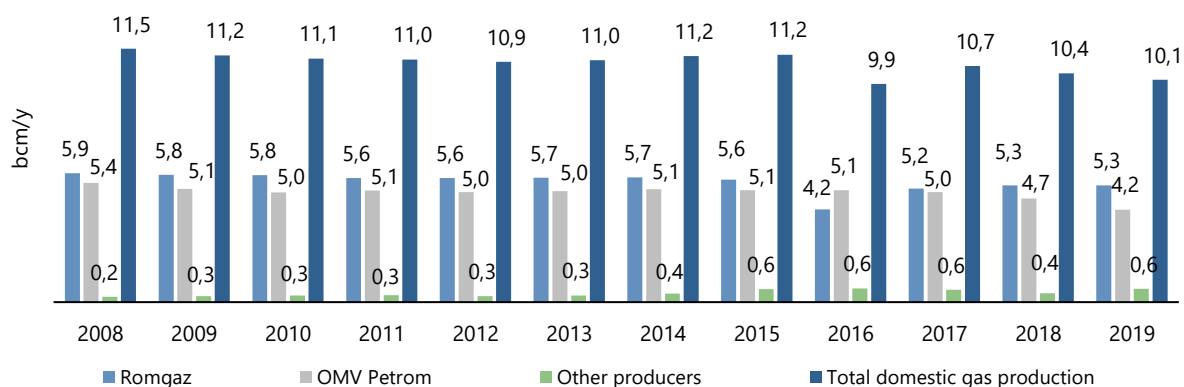


Chart 11 – The domestic gas production depending on the main producers in the period 2008–2019 (bcm/y)

Source: Internal – Dispatching Centre

The gas supply sources in 2008 – 2019 were as follows:

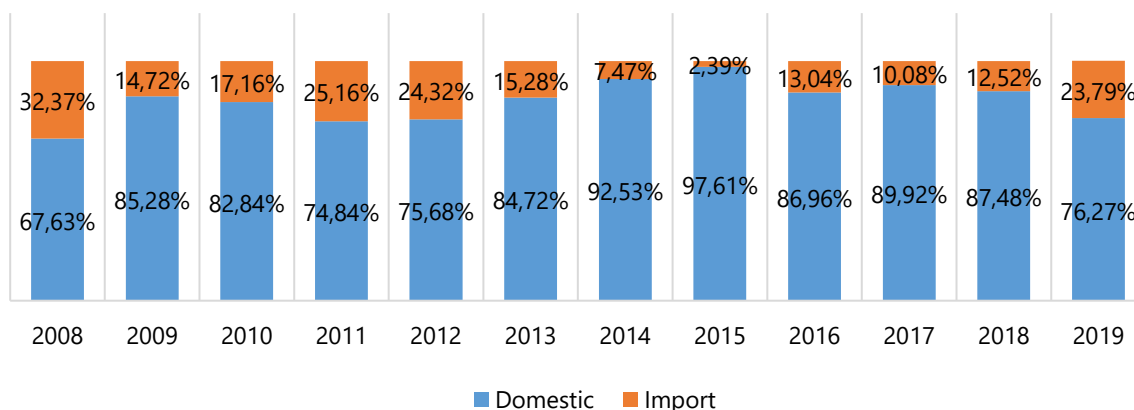


Chart 12- The gas supply sources in the period 2008 – 2019

Source: Annual ANRE reports for 2008 – 2015 and domestic sources in 2017, 2018 and 2019

Relatively steady domestic production, in 2008-2015, and declining consumption have reduced the annual share of gas imports from 32,37% in 2008 to only 2.5% in 2015. From 2016, on the background of declining oil prices, imports under long-term contracts reached prices equal to or lower than those for domestic production.

In the following years it is important that natural gas producers in Romania maintain a competitive level of gas price compared to imported sources in the coming years.

Also, until as year 2015-2016, the capacity booking tariff in the NTS for natural gas on import entry points was higher than that on domestic production entry points, so local production benefited from a competitive advantage. Starting with the 2016-2017 gas year, the booking on both types of points (entry /exit) is made at the same tariff.

Consequently, the competitiveness and the speed of reaction to market movements become essential elements in the strategy of each producer and importer.

5.2.2 Forecast of the domestic gas production 2020 – 2030

For the preparation of the gas production forecasts the following were taken into account:

1. Forecasts from Romania’s draft 2019-2030 Energy Strategy with the 2050 outlook

According to Romania’s draft Energy Strategy 2019-2030 with the 2050 outlook, gas production will decrease to 96 TWh in 2030 and to 65 TWh in 2050 after reaching a new peak of 132 TWh in 2025 following the Black Sea production.

Since onshore production is expected to decline, maintaining a low degree of dependence on imports is conditional on the development of the Black Sea sources.

2. The reference scenario of the European Commission (REF 2016)

According to the reference scenario of the European Commission (REF 2016) the evolution of the gas production in Romania in the period 2000 -2050 is as follows:

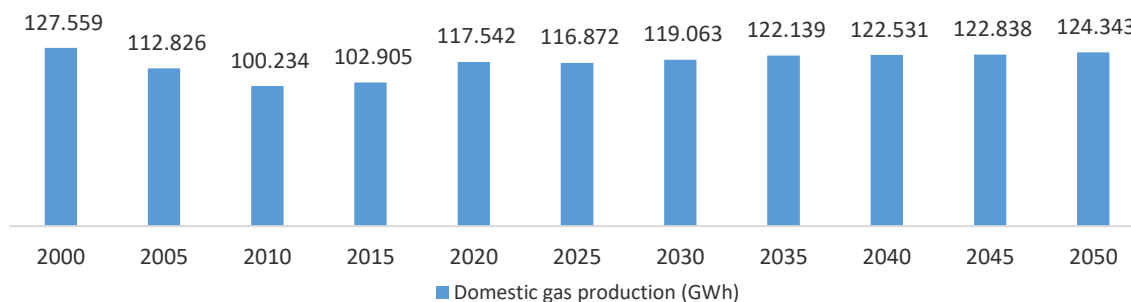


Chart 13 –2000 – 2050 gas production forecast according to the reference scenario of the European Commission

3. Forecasts of the main gas producers for 2020-2030

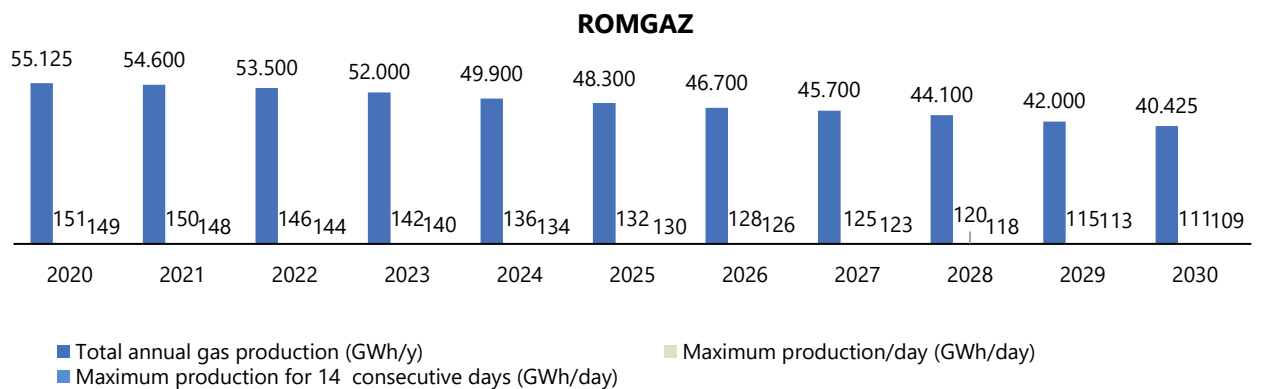


Chart 14– ROMGAZ gas production forecast for 2020–2030

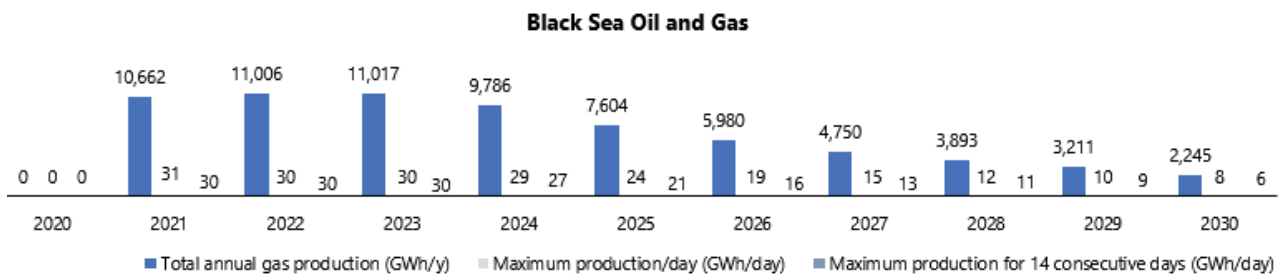


Chart 15– Black Sea Oil and Gas gas production forecast for 2020–2030

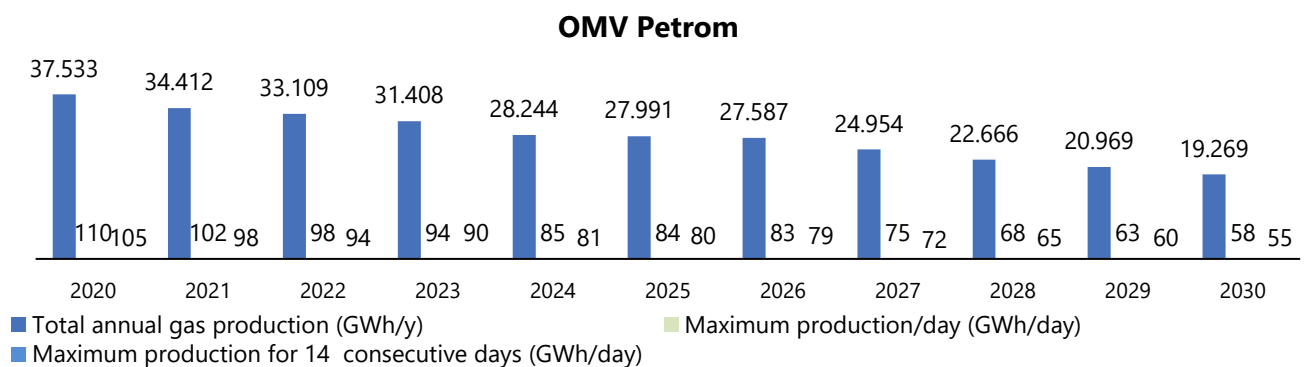


Chart 16–OMV Petrom gas production forecast for 2020–2030

Neptun Deep

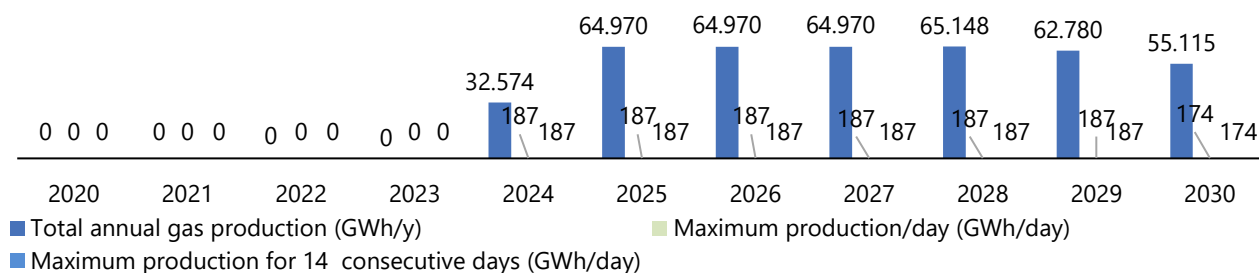


Chart 17 – Exxon Mobil gas production forecast for 2020–2030

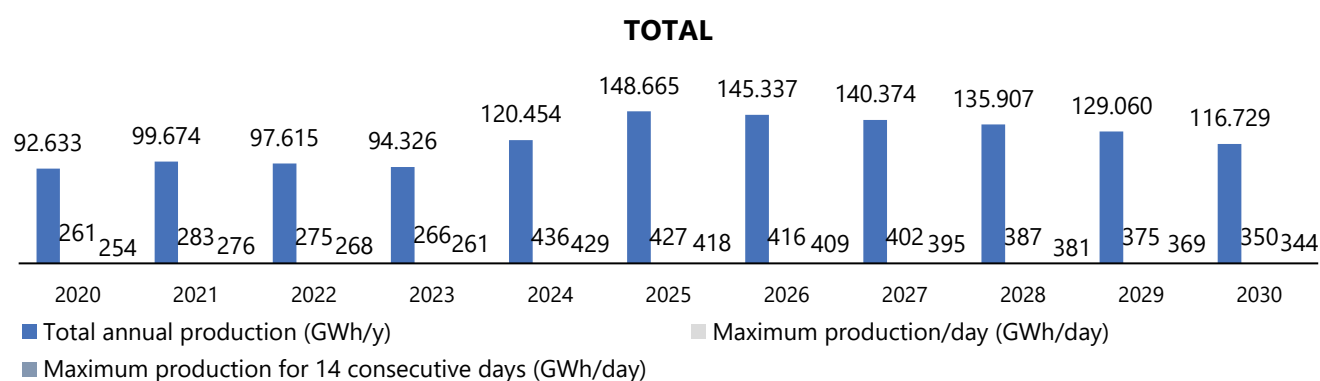


Chart 18 – Gas production forecast for 2000–2030 according to the gas producers

Source: ROMGAZ, Black Sea Oil and Gas, OMV Petrom, Exxon Mobil

5.3 Underground gas storage

5.3.1 Current context of the underground gas storage activity

Underground gas storage has a major role to play in securing natural gas supply, facilitating the balancing of domestic consumption - domestic production - natural gas imports by covering peak consumption mainly due to temperature variations as well as maintaining optimum operating characteristics of the national natural gas transmission system in order to acquire technical and economic advantages.

At the same time, the underground gas storage has the strategic role of ensuring the supply of natural gas from storage facilities, in cases of force majeure (calamities, earthquakes and other unforeseen events).

The new EU regulations go beyond the framework created in 2010 and require EU countries to work closely together in order to identify potential gas supply interruptions and to mutually agree on the joint actions to be taken to prevent or eliminate the consequences of gas supply interruptions.

In this respect a new principle was created, the one of the solidarity of the member states to reduce the risk of dependence on external sources.

The aim of the EC is to ensure the necessary measures to guarantee uninterrupted gas supply in the entire European Union specially to protected clients in case of adverse weather conditions or of gas supply interruption.

According to GEO 106/2020, in the context of the gas market liberalization from 1 July 2020, the storage activity is regulated only until the end of the 2020-2021 withdrawal cycle.

After this date, the storage tariffs will no longer regulated by ANRE, but will be established competitively by the storage operators.

Underground gas storage is a regulated activity and can be carried out only by operators licensed by ANRE for this purpose. Tariffs for underground storage are regulated tariffs approved by ANRE.

Underground gas storage is ensured in Romania through six underground natural gas storage facilities with a total active capacity of 33.2758 TWh per storage cycle and an injection capacity of 270.4450 GWh/day and an extraction capacity of 345.5500 GWh/day.

At a national level, the ratio between the stored gas volume and the annual consumption was approx. 22% in 2018, at the half of the ranking of European values.

As of 1 April 2018, based on EC Directive 73/2009 taken over in Energy and Gas Law 123/2012 at Art. 141, the storage activity was separated from SNGN Romgaz SA and is performed by a storage operator, the Gas Storage Subsidiary DEPOGAZ Ploiești SRL, to which SNGN Romgaz is a sole associate.

Two storage system operators are active on the Romanian storage market:

- Depogaz, owning a license for the operation of five underground gas storage facilities having a total capacity of 30.1213 TWh per cycle, which is 90.6% of the total storage capacity, and
- Depomures, which operates the Targu Mureș gas storage facility, with an active capacity of 3,1545 TWh per storage cycle, accounting for 9.4% of the total storage capacity.

Capacity of the underground storage facilities				
Underground storage	Storage operator	Active capacity	Withdrawal capacity	Injection capacity
		TWh/cycle	GWh/day	GWh/day
Bălăceanca	Depogaz	0.5452	13.1760	10.9800
Bilciurești	Depogaz	14.3263	152.7820	109.1300
Ghercești	Depogaz	1.6343	21.4000	21.4000
Sărmășel	Depogaz	9.5987	79.0350	68.4970
Urziceni	Depogaz	4.0168	50.1570	33.4380
Târgu Mureș	Depomureș	3.1545	29.0000	27.0000
Total		33.2758	345.5500	270.4450

Source: Reporting: Depogaz and Depomureș

Table 9 - Capacity of underground storages

To ensure security of supply, the current national laws regulate the minimum stock of natural gas to be set by each supplier and each segment of the market.

In terms of capacity booking history, the situation in 2009-2019 is described in the chart below:

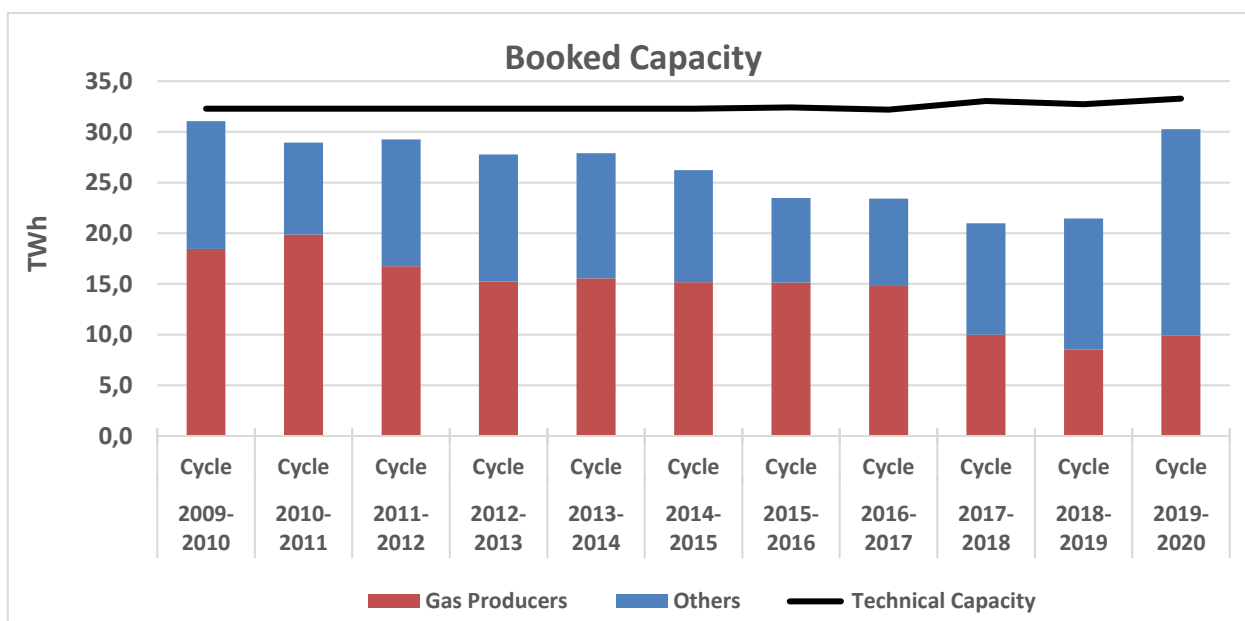


Chart 19 – Capacities booked in 2008-2019

Source: information from SNGN ROMGAZ SA internal sources

The contribution of the storage activity to the assurance of the quantities of gas necessary for the annual consumption was constantly around 22%.

This percentage can be increased by enhancing the technical performance of the storages through a mix which can be achieved by ensuring the conditions for increasing the filling capacity of the storages and by ensuring the technical possibilities of increasing the gas volumes withdrawn daily during the extraction cycles.

5.3.2 Forecasts for underground gas storage

Taking into account both the Communication from the Commission to the European Parliament, the Council, the European Economic and Social Committee and the Committee of the Regions on a European Union LNG Strategy for 2016 and the Romania's 2019-2030 Energy Strategy with the 2050 outlook, for the storage activity the tendencies are:

- adjusting interconnection degree and regulations to improve the level of regional cooperation to facilitate the cross-border and regional availability of existing storage capacities;
- upgrading the existing natural gas storage capacities and creating a high degree of flexibility, including by using storage capacities alternatively by injection/withdrawal, thus contributing to the achievement of a competitive national gas market and the development of energy markets and Regional energy security mechanisms, according to the EU common rules.

In this respect and correlated with the actions for the development of the national gas transmission, the possibilities for development of the offshore blocks and the transition from coal to gas in power production, storage investment projects are promoted by SNGN Romgaz S.A., the Gas Storage Subsidiary DEPOGAZ Ploiești SRL for the period 2020-2029 include the following actions:

- Investments in upgrades of storage facilities in order to increase the daily gas supply capacity;
- Preparation of analyses and studies related to the increasing gas storage capacities and the promotion of the projects as projects of common interest;
- Assessment of the possibilities of transformation of a storage facility into a storage facility with an alternative injection/withdrawal operation;

6. SECURITY OF GAS SUPPLY

In 2017 a new European regulation was introduced concerning measures to safeguard the security of gas supply Regulation (EU) 2017/1938 dated 25 October 2017 providing for the fulfilment of several objectives, as follows:

- The preparation by ENTSOG of a simulation at EU level for the gas supply interruption situations in order to identify the main risks at EU level related to gas supply interruptions;
- The cooperation between Member States within the regional groups in order to evaluate common risks on the security of supply and to prepare and agree upon joint preventive and response measures;

- Introduction of the solidarity principle according to which Member States have to assist each other so as to permanently guarantee gas supply to vulnerable consumers even during the most severe crisis situations;
- Improving transparency: gas companies have to officially notify the national authority on long term contracts which may be relevant for security of supply;
- The setting of a relevant framework in which the decision on a bidirectional permanent flow takes into account the opinions of all EU countries for which that project brings benefits.

In order to meet the requirements of Regulation (EU) no. 2017/1938 of 25 October 2017, Art. 5, Transgaz shall demonstrate the fulfilment of all the necessary measures, so that, in case the main infrastructure is affected, the capacity of the remaining infrastructure, determined by the N-1 formula, may satisfy the gas demand necessary for the calculated area for one day of peak consumption demand (the peak daily consumption demand over the last 20 years).

The obligation to ensure that the remaining infrastructure has the capacity to satisfy the total gas demand mentioned above is considered to be observed and in the case that the competent authority proves in the preventive action plan that a supply disruption can be sufficiently compensated and in due time through proper measures based on market demand.

The following assumptions were considered for the calculation of the N-1 formula:

- the size of the market, classic consumption scenario;
- network configuration;
- local gas production;
- the forecasted capacity for the new interconnections;
- the forecasted capacity after the reverse flow optimisation.

The calculation of the N-1 formula for Romania

1. Definition of the N-1 formula

The N-1 formula describes the technical capacity of the gas transmission infrastructure to satisfy the total gas demand of the relevant area (Romania) in the case that the single main gas network is affected, for one day of exceptionally high demand, recorded statistically once every 20 years.

The gas infrastructure includes the gas transmission network, including interconnections, as well as the production facilities, LNG and storage facilities connected to the relevant area.

The technical capacity¹ of all the other gas infrastructures, available in the case that the single main gas infrastructure is affected, must be at least equal to the daily total gas demand for the relevant area, during one day of exceptional high gas demand, recorded statistically once every 20 years.

The result of the N-1 formula must be equal to at least 100%.

2. The calculation method for the N-1 formula:

$$N - 1[\%] = \frac{EP_m + P_m + S_m + LNG_m - I_m}{D_{max}} \times 100, N - 1 \geq 100\%$$

3. Definitions of the parameters of the N-1 formula

‘Relevant area’ means the geographical region for which the N-1 formula is calculated, as set by the competent authority.

Definitions regarding demand

‘D_{max}’: daily gas demand (in mcm per day) in Romania during a day with exceptionally high demand, statistically recorded once every 20 years.

Definitions regarding offer

‘EP_m’: the entry point technical capacity (mil. cm/day), other than production, LNG and storage facility entry points, symbolized by P_m, S_m and LNG_m, meaning the sum of the technical capacities in all border entry points, capable of supplying Romania with gas;

‘P_m’: the maximum technical capacity for production (mil. cm/day) means the sum of the daily maximum production capacities of all the gas production facilities, capable of supplying Romania with gas;

‘S_m’: the maximum technical capacity for withdrawal (mil. cm/day) means the sum of the daily maximum capacities for withdrawals from all the storage facilities, that can be supplied to the Romanian entry points, taking account the physical properties of each of them;

‘LNG_m’: the maximum technical capacity of LNG facilities (mil. cm/day) means the sum of the maximum daily technical capacities for withdrawal from all the LNG facilities in Romania, taking into consideration critical elements, such as unloading, additional services, temporary storage and the regasification of LNG, as well as the technical capacity for extraction;

‘I_m’: means the technical capacity of the single main gas infrastructure (mil. cm/day), with the highest supply capacity for Romania. If several infrastructures are connected to the same

¹ According to Art. 2 (1) (18) of Regulation (EC) no. 715/2009, ‘technical capacity’ means the maximum firm capacity that the transmission system operator can offer to the network users, taking account of system integrity and the operational requirements of the transmission network.

infrastructure upstream or downstream and cannot be operated separately, these are considered as a single gas infrastructure.

The result of the N-1 formula calculated for Romania in 2019 is as follows:

$$N - 1[\%] = \frac{45,3 + 26,5 + 29,3 + 0 - 24,6}{72} \times 100$$

$$N - 1[\%] = 106,3\%$$

$$N - 1[\%] \geq 100\%$$

Explanations regarding the used values

a) Terms regarding demand:

Terms regarding demand [mil. cm/day]		Explanations
D_{max}	72.0	In 2019 the peak consumption ensured through the NTS amounted to 64.1 million $S\ m^3/day$ on gas day 08.01.2019, which was lower than the peak consumption statistically existing once every 20 years.

b) Terms regarding offer (capacity):

Terms regarding offer [mil. cm/day]		Explanations
EP_m	45.3	The total capacity of import points (Isaccea, Mediesu Aurit, Csanadpalota, Ruse-Giurgiu).
P_m	26.5	Domestic gas production entered into the NTS (without extraction from storage).
S_m	29.3	The sum of the maximum flows extracted from each storage facility.
LNG_m	0	There are no LNG terminals.
I_m	24.6	The import capacity at Isaccea

For P_m it was considered the production potential and not the technical capacity (70.3 million $S\ m^3/day$).

We consider that this approach ensures a correct image provided by the N-1 standard - the technical capacity mentioned can no longer be achieved due to the decreasing of domestic production.

Upon the determination of the S_m term the sum of the maximum flows extracted from each storage facility was taken into consideration, updated according to the historical data of the past 5 years (2015-2019), namely:

Storage facility	Technological capacity (mil Scm/day)	Maximum flow (mil S m ³ /day)
Urziceni	4.6	4.5
Bălăceanca	1.3	1.1
Butimanu	16.8	13.5
Sărmașel	8.5	6.0
Târgu Mureș	3.4	2.8
Ghercești	1.5	1.4
Total	36.1	29.3
<i>Maximum daily flow withdrawn simultaneously from all the storage facilities</i>	25.8	

At EP_m value determination, the Isaccea Import (also considering the capacity available at Isaccea 1), Medieșu Aurit, Csanadpalota and Giurgiu-Ruse entry points were considered as follows:

Entry point	Entry point capacity [mil. Scm/day]
Isaccea Import entry point	24.6
Medieșu Aurit Import entry point	11.0
Csanadpalota entry point	7.2
Ruse –Giurgiu entry point	2.5
Total	45.3

Table 10 - Gas import points

4. The calculation of the N-1 formula by taking into account the demand oriented measures:

$$N - 1[\%] = \frac{EP_m + P_m + S_m + LNG_m - I_m}{D_{max} - D_{eff}} \times 100, N - 1 \geq 100\%$$

Definition related to demand:

`D_{eff}` means the part of (mil. cm/day) of D_{max} which, in case of gas supply interruption, may be covered to a sufficient extent and in due time by market measures related to demand, in line with Art. 9 (1) (c) and Art. 5 (2).

The calculation result is the same as: D_{eff}=0 – no contracts are concluded with interruptible safety clients

Note:

- This document is an evaluation made by SNTGN Transgaz SA Medias;
- The official calculation of the N-1 formula is the exclusive task of the Competent Authority assigned for applying Regulation (EU) 1938 of 25 October 2017.

Forecast of the value of the N-1 formula for 10 years for the partial Russian gas supply interruptions (through Isaccea):

Year	N-1
2020	109.5
2021	133.9
2022	123.5
2023	122.5
2024	143.3
2025	142.1
2026	140.9
2027	139.1
2028	137.3
2029	135.9

Table 11 – Forecasts for the N-1 value for 10 years

7. DEVELOPMENT PATHS FOR THE NATIONAL GAS TRANSMISSION SYSTEM (NTS)

Overview

The physical structure of the National Gas Transmission System offers the possibility to identify and construct gas transmission corridors that would meet the gas supply safety requirements for the consumption areas in the country and the necessities for the transfer

through the Romanian system of gas quantities from the systems of the neighbouring countries, as a requirement imposed by the liberalisation of the gas markets and the European regulations.

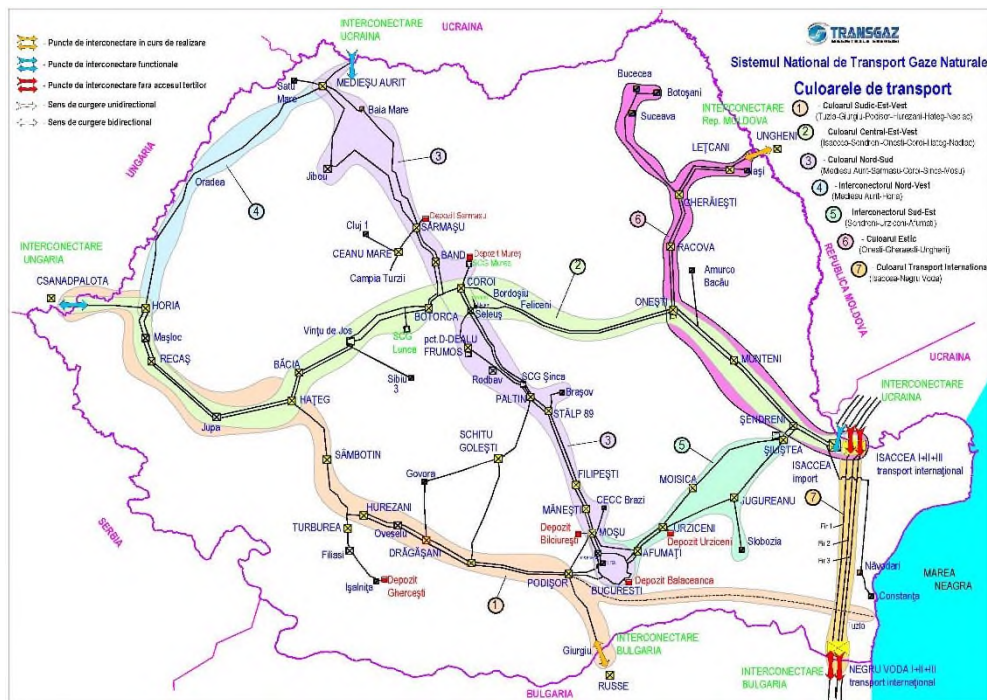


Figure 6 - NTS gas transmission corridors

The Romanian gas transmission system consists mainly of the following transmission corridors :

Southern Corridor 1– East-West

At present, the pipelines related to this interconnection corridor ensure:

- gas import through the Csanadpalota interconnection point with Hungary, at a capacity of 1.75 bcm /year;
- taking over the domestic gas production from the sources in Oltenia;
- gas supply for the consumption in the Western and Southern-Bucharest areas.

The development of this gas transmission corridor aims increasing transmission capacity of the cross-border interconnection point with Hungary (at 4.4 bcm/year in the Csanadpalota-Horia direction) and the transmission of gas from the Black Sea deposits to the internal consumption areas and to the cross-border interconnection points of this corridor (Hungary, Bulgaria). Such development implies the construction of new pipelines and compressor stations in certain locations (Podisor, Bibesti, Jupa).

Central Corridor 2 East-West

The pipelines related to this interconnection corridor are currently ensuring:

- gas import through the Csanadpalota interconnection point with Hungary, at a capacity of 1.75 bcm/year;
- gas import through the Isaccea interconnection point with Ukraine, at a capacity of 8.6 bcm/year;
- taking over the internal gas production from the sources in Transylvania;
- gas supply for consumption in the Eastern and Western areas.

The development of this gas transmission corridor aims at increasing transmission capacity of the cross-border interconnection point with Hungary (at 8.8 bcm/year in the Csanadpalota-Horia direction) and the bidirectional gas flow. In this respect the rehabilitation of some of the existing pipelines on this corridor, the construction of new pipelines and the placement of compressor stations or the extension of the existing ones are necessary.

Corridor 3 North-South

The pipelines related to this interconnection corridor are currently ensuring:

- gas import through the Medieșu Aurit interconnection point with Ukraine, at a capacity of 4.0 bcm/year;
- taking over the gas production from the sources in Transylvania;
- storing gas in the internal underground storage facilities;
- gas supply for the consumption in the Northern, Central and South-Eastern-Bucharest areas.

Interconnection 4 North-West

The pipelines related to this interconnection corridor are currently ensuring:

- gas supply for the consumption of the Western-Oradea area.
- interconnection of the 1, 2 and 3 corridors (see Figure 6).

Interconnection 5 South-East

The pipelines related to this interconnection corridor are currently ensuring:

- transmission of imported gas from the Isaccea interconnection point with Ukraine to the Bucharest consumption area and the related underground storage facilities (Bilciurești, Urziceni, Bălăceanca);
- gas supply for the consumption of the South-Eastern area.
- interconnection of the 1, 2, 3 and 6 corridors (see Figure 6).

Eastern Corridor 6

At present, the pipelines related to this interconnection corridor ensure gas transmission from the production areas in Eastern country and the Isaccea interconnection point to the North Moldavia consumption area.

The development of this gas transmission corridor aims at ensuring physical bidirectional interconnection with the Republic of Moldavia (in operation from 2014 between Iasi and Ungheni). For this purpose, some of the pipelines existing on this corridor require rehabilitation and the construction of new pipelines and two new compressor stations.

International Transmission Corridor 7

At present, the corridor pipelines ensure international gas transmission from Russia, via Ukraine, through the Isaccea I+II+III interconnection point, towards Bulgaria, Greece and Turkey, through the Negru Vodă I+II+III interconnection point.

The development of this gas transmission corridor aims at ensuring physical interconnection with the Romanian gas transmission system and bidirectional flows at the Isaccea and Negru Vodă cross-border interconnection points by upgrading the gas metering stations GMS Isaccea I and GMS Negru Voda I.

The aforementioned developments are combined with the development of the storage system which has a complementary role in supporting the security, stability, optimization and flexibility of the National Gas Transmission System. Increasing of storage capacities, has an indirect effect on the NTS, the indirect effect of ensuring the gas volumes required to cover the consumption peaks and the necessary pressures in the system for supply to consumers in the respective geographic areas, allowing the relieve of the storage facilities in Southern Romania.

STRATEGIC PROJECTS

The Development Plan for the Romanian National Gas Transmission System consists of large-scale projects meant to reconfigure the gas transmission network, which, although extended and complex, was designed at a time when the main goal was to supply gas to large industrial consumers and to provide them with access to the resources concentrated in the middle of the country and in Oltenia, and to the sole import source.

The identification of the NTS projects that need to be developed was based on the main requirements the system has to meet under the present dynamics of the regional gas market. Taking into account the latest evolutions and trends in the European gas transmission routes, two new important sources for gas supply are clearly emerging: **Caspian** and **Black Sea gas**.

Therefore, the projects planned by the company aim at:

- ensuring a proper interconnectivity with the neighbouring countries;
- creating regional gas transmission routes to ensure gas transmission from new supply sources;
- creating the necessary infrastructure for taking over and transmitting offshore blocks gas to the Romanian market and other markets in the region;
- extending the gas transmission infrastructure to improve gas supply to deficient areas;
- creating the single integrated European market.

In this context, it is very important for Transgaz to implement the described projects on a short notice, in order to connect the Central European markets to the Caspian and Black Sea resources.

The geostrategic position, the primary energy resources, the major investment projects in gas transmission infrastructure can support Romania's becoming a key player in the region, provided it keeps pace with the technological progress and succeeds in obtaining the necessary financing.

By the envisaged projects for the upgrading and development of the gas transmission infrastructure, by the smart network control, automation, communication and management system implementation, Transgaz intends to **maximize energy efficiency** on the entire chain of activities and to **create** an efficient, reliable and flexible **smart gas transmission system**.

The **'smart energy transmission system'** concept applicable to the **'smart gas transmission systems'** will enhance network management which will also deal with smart tool safety and use issues regarding pressure, flow, metering, in-line inspection, odorization, cathodic protection, traceability, enhancing the system's operating flexibility, safety and integrity, generating the energy efficiency increase.

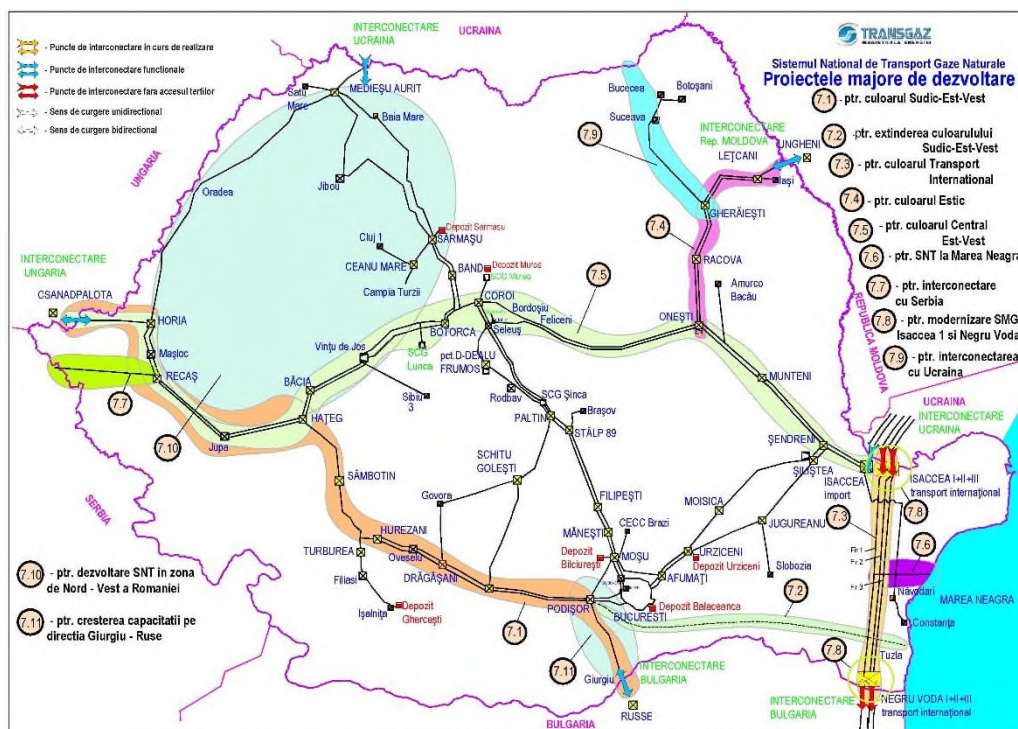


Figure 7 – Major NTS projects

7.1 Development on the Romanian territory of the National Gas Transmission System on the Bulgaria – Romania – Hungary – Austria Corridor (BRUA)

At the European level the implementation of several major projects allowing for the diversification of Europe's gas supply sources by the transmission of Caspian gas and of the gas available from the LNG terminals to Central Europe:

- enhancement of the South Caucasus Pipeline;
- construction of the Trans-Anatolian Pipeline (TANAP);
- construction of the Trans Adriatic Pipeline (TAP);
- construction of the interconnection Greece - Bulgaria (IGB).

The implementation of these projects creates the possibility to transmit Caspian gas to the Southern border of Romania.

Under these circumstances, the National Transmission System needs to be adjusted to the new perspectives, by extending the transmission capacities between the existing interconnection points of the Romanian gas transmission system with the Bulgarian system (at Giurgiu) and the Hungarian system (at Nădlac).



Figure 8– The interconnection points of the Romanian gas transmission system with the similar Bulgarian and Hungarian systems

The NTS entry-exit points Giurgiu and Nădlac are linked through a system of pipelines with a long service life, with diameters of maximum 24" and design pressures of maximum 40 bar. The existing gas transmission capacities do not allow for the transmission of important gas volumes.

The project "Development on the Romanian territory of the National Gas Transmission System on the Bulgaria – Romania – Hungary – Austria Corridor", concerns **developments of the gas transmission system capacities** between the interconnections between the Romanian gas transmission system and the similar systems of Bulgaria and Hungary consisting in construction a new transmission pipeline to connect the Podișor Technological Node to the Horia GMS.

This project imposed itself as a necessity in the second half of 2013 based on the following:

- the deselection of the Nabucco project as the route preferred for Caspian gas transmission to the Central European markets;
- ensuring adequate gas transmission capacities at the cross-border interconnection points between Romania and Bulgaria and between Romania and Hungary for increasing the degree of interconnectivity at the European level;
- ensuring gas transmission capacities for the use of Black Sea gas on the Central European markets.

The project was included in the updated list of projects of common interest published in November 2017 as an Annex to Regulation 347/2013.

Thus, the updated Union List of Projects of Common Interest (List 4/2019) includes the BRUA Project, with both of its phases, in section 6.24.1 and section 6.24.4-1 within **Cluster phased capacity increase on the Bulgaria – Romania – Hungary – Austria bidirectional transmission corridor (currently known as "ROHUAT/BRUA") to enable 1.75 bcm/y in the 1st phase, 4.4 bcm/y in the 2nd phase, and including new resources from the Black Sea in the 2nd and/or 3rd phase.**

The BRUA Project implementation stages according to List 4 of PCIs/2019 are as follows:

- Development of the transmission capacity in Romania from Podișor to Recas, including, a new pipeline and three new compressor stations in Podișor, Bibesti and Jupa – BRUA Phase I - 6.24.1 in List 4 PCI/2019- BRUA Phase 1;
- Expansion of the transmission capacity in Romania towards Hungary up to 4.4 bcm/y by the construction of a pipeline from Recas to Horia, expansion of the Horia metering station and expansion of the compressor stations in Podișor, Bibesti and Jupa - BRUA Phase II - 6.24.4-1 in List 4 PCI/2019- BRUA Phase 2.

Moreover, the BRUA Project was included in the list of priorities of the CESEC (Central East Europe Gas Connectivity) working group as follows:

- **Phase I** of the BRUA Project was included in the list of priority projects;
- **Phase II** of the BRUA Project was included in the list of conditional priority projects.

The BRUA project, with both phases (Phase I and Phase II) is included in the 2020 ENTSOG TYNDP identified with the code TRA-F-358 (Phase I), and TRA-A-1322 (Phase II).

7.1.1 Development on the Romanian territory of the NTS on the Bulgaria – Romania – Hungary – Austria Corridor (BRUA) – Phase I

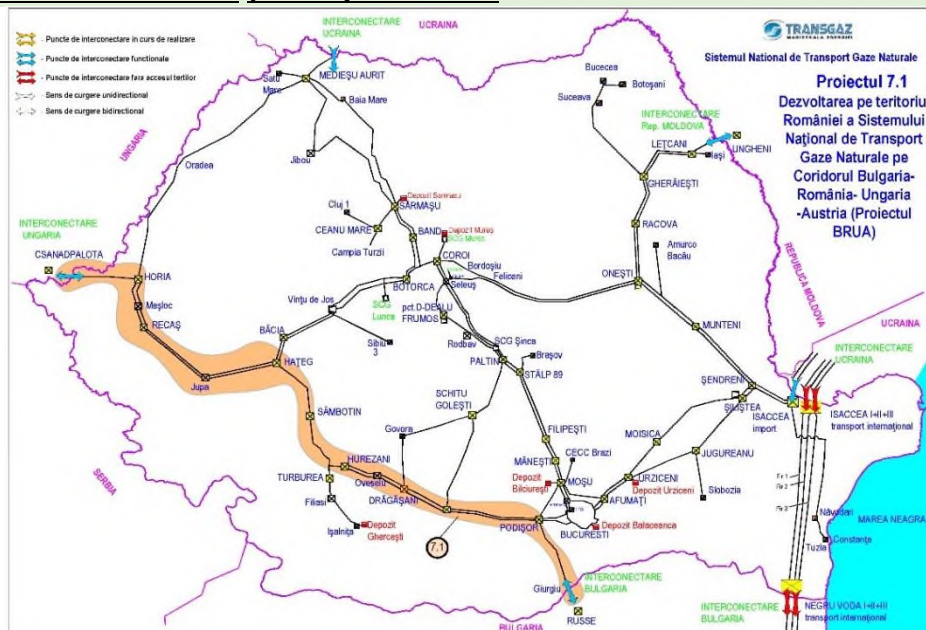


Figure 9– The interconnection points of the Romanian gas transmission system with the similar Bulgarian and Hungarian systems

Project description

BRUA Phase I consists in the achievement of the following objectives:

- pipeline Podișor-Recaș 32" x 63 bar approximately 479 km long:
 - **LOT 1** from km 0 (in the vicinity of Podisor, Giurgiu county) to km 180 (in the vicinity of Valeni village, Zatrene locality, Valcea county)
 - **LOT 2** from km 180 in the vicinity of Valeni village, Zatrene locality, Valcea county) to km 320 (in the vicinity of Pui, Hunedoara county)
 - **LOT 3** from km 320 (in the vicinity of Pui, Hunedoara county) to km 479 (in the vicinity of Recas, Timis county).
- three gas compressor stations (Podișor CS, Bibești CS and Jupa CS) each station being equipped with two compressor units (one in operation and one back-up), with the possibility to ensure bidirectional gas flow.

The implementation of BRUA Phase I results in enabling permanent bidirectional gas flows between the interconnections with Bulgaria and Hungary, the following gas transmission capacities being ensured:

- gas transmission capacity to Hungary of 1.75 bcm/y and of 1.5 bcm/y to Bulgaria

Indicative project implementation schedule:

Development stages	Status/Indicative completion date
Pre-feasibility study	Completed
Feasibility study	Completed
Environmental Impact Assessment (including also the Appropriate Environmental Assessment Study)	Completed
FEED	Completed
FID	Obtained in 2016
Environmental Permit	Obtained in December 2016
Construction Permit	Obtained in February 2017
Comprehensive Decision	Obtained in March 2018
Conclusion of contracts for the construction of the pipeline	November 2017
Issue of the order for the commencement of the pipeline construction works	Issued on 4 June 2018
Delivery of the pipeline site and public consultation in the related TAUs	May – June 2018
Conclusion of the contract for the construction of the compressor stations	March 2018

Delivery to the constructor of the sites of the compressor stations and public consultations in the relevant territorial – administrative units	11-13 April 2018
Issue of the order for the commencement of the works related to the three compressor stations	Issued on 16 April 2018
Conclusion of contracts for pipeline automation and security	July 2018
Construction of pipeline – Phase I	2018 – 2020
- the Jupa – Recaş section (part of Lot 3)	Completed
- Lot 1, Lot 2 and the Pui-Jupa section	2020
Construction of compressor stations – Phase I	2018 – 2020
- Jupa CS	Completed
- Podişor CS	Completed
- Bibeşti CS	2020
Start of operation – Phase I	October 2020

Estimated completion time: 2020

Total investment value: EUR 478.6 million

Considering that it is a project of common interest, Transgaz obtained a EUR 1.54 million grant through the Connecting Europe Facility for the design of the three compressor stations.

In October 2015, Transgaz filed an application within the grant application session to obtain a grant for the BRUA Phase I execution works.

On 19 January 2016, the CEF-Energy Coordination Committee Meeting (responsible for the management of the procedures for the granting of European financial assistance to Projects of Common Interest in Energy) took place in Brussels and the list of projects of common interest was validated by vote, projects proposed to receive European grant under the Connecting Europe Facility 2015.

In September 2016 SNTGN Transgaz SA signed the **Grant Contract** with INEA (Innovation and Networks Executive Agency) in the amount of approximately EUR 179.3 million.

The environmental impact assessment procedure for the BRUA project was completed and in December 2016 the National Environmental Protection Agency issued the Environmental Agreement.

The works commencement order for LOT 1, LOT 2 and LOT 3 pipeline was issued on 4 June 2018. The construction and mounting works are in progress.

The pipeline automation and securing works are executed over the entire route, from km 0 (in the Podişor area, Giurgiu County) to km 479 (in the Recaş area, Timiş County). The

contract was signed on 24 July 2018, and the works commencement order was issued on 30 August 2018.

The gas compressor stations execution works commencement order for the Podișor CS, Jupa CS and Bibești CS was issued on 16 April 2018. The construction and mounting works were completed at Podișor CS and Jupa CS.

Inclusion in international plans

- **PCI project (first list):** 7.1.5;
- **PCI project (second list):** Phase I: 6.24.2;
- **PCI project (third list):** Phase I: 6.24.1–2;
- **PCI project (fourth list):** Phase I: 6.24.1 within **Cluster phased capacity increase on the Bulgaria — Romania — Hungary — Austria bidirectional transmission corridor (currently known as ROHUAT/BRUA) to enable 1.75 bcm/y in the 1st phase, 4.4 bcm/y in the 2nd phase, and including new resources from the Black Sea in the 2nd phase;**
- **2020 ENTSOG TYNDP:** TRA-F-358.

Priority corridor: Gas interconnections on the North-South corridor of Central Europe and South-Eastern Europe («NSI East Gas»). Cluster number EAST 12a and 12b.

Changes compared to previous TYNDPs

	2014 - 2023 TYNDP	2017 - 2026 TYNDP	2018 - 2027 TYNDP	2019 – 2028 TYNDP	2020 – 2029 TYNDP
Project description	32" x 55 bar x 81 km Podișor-Corbu Pipeline; 32" x 55 bar x 167 km Băcia-Hățeg-Jupa-Recaș Pipeline; Three gas compressor stations (Corbu CS, Hățeg I CS and Horia I CS) with a total installed power of	The project was divided into two phases: Phase I: 32" x 63 bar Podișor – Recaş pipeline , approximately 479 km long; Three gas compressor stations (Podișor CS, Bibești CS and Jupa CS), each station equipped	The project was divided into two projects, of which: Phase I: 32" x 63 bar Podișor – Recaş pipeline, approximately 479 km long; Three gas compressor stations (Podișor CS, Bibești CS	There are no changes.	There are no changes.

	2014 - 2023 TYNDP	2017 - 2026 TYNDP	2018 - 2027 TYNDP	2019 – 2028 TYNDP	2020 – 2029 TYNDP
	<p>approximately $P_{inst} = 49.5$ MW; 32" x 55 bar x 250 km Corbu – Hurezani – Hateg Pipeline ; 32" x 55 bar x 47 km Recaş–Horia pipeline ; Extension of the Horia metering station.</p>	<p>with two compressors (one in operation and one as a backup), with the possibility to ensure bidirectional gas flows. Phase II 32" x 63 bar Recaş – Horia Pipeline , approximately 50 km long; The extension of the three gas compressor stations (Podisor CS, Bibesti CS and Jupa CS) by mounting an additional compressor in each station; The extension of the existing gas metering station - Horia GMS.</p>	<p>and Jupa CS), each station equipped with two compressors (one in operation and one as a backup), with the possibility to ensure bidirectional gas flows.</p>		
Estimated completion time	2019	Phase I: 2019 Phase II: 2020	Phase I: 2019	Phase I: 2020	There are no changes.
Total estimated amount of the project (million Euro)	560	547.39	Phase I: 478.6	There are no changes.	There are no changes.

7.1.2 Development on the Romanian territory of the NTS on the Bulgaria – Romania – Hungary – Austria Corridor (BRUA) – Phase II

Unlike BRUA Phase I, which is considered a Security of Supply–SoS project, BRUA Phase II is considered a commercial project, and the Final Implementation Decision will be taken only if the project is commercially viable.

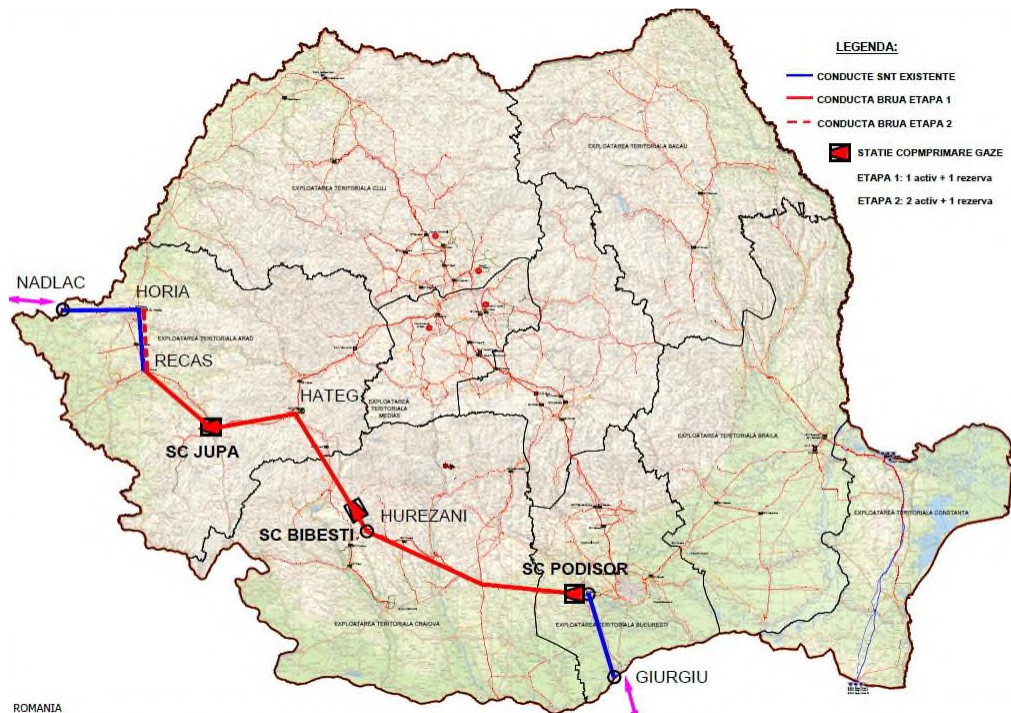


Figure 10 - Map of the key development project of the Bulgaria-Romania-Hungary-Austria Corridor – Phase 2

Project description

Phase II consists in the construction of the following facilities:

- 32" x 63 bar Recaş–Horia gas transmission pipeline, approximately 50 km long;
- Expansion of the three compressor stations (Podișor CS, Bibești CS and Jupa CS) by the mounting of an additional compressor for each station;
- Extension of the Horia GMS gas metering station.

The implementation of BRUA Phase II results in enabling permanent bidirectional gas flows between the interconnections with Bulgaria and Hungary, the following gas transmission capacities being ensured:

- gas transmission capacity to Hungary of 4.4 bcm/y and of 1.5 bcm/y to Bulgaria

Indicative project implementation schedule

Development stages	Status/Indicative completion date
Pre-feasibility study	Completed
Feasibility study	Completed
Environmental Impact Assessment	Completed

Development stages	Status/Indicative completion date
FEED and permitting documentation for the construction permit	Completed
FID Phase II	2020*
Construction Phase II	2022*
Commissioning Phase II	2022*
Start of operation Phase II	2022*

* The completion of Phase II depends on a future successful incremental capacity process according to CAM NC.

Estimated completion time: 2022

Total investment value: EUR 74.5 million

SNTGN Transgaz S.A. together with FGSZ started at the end of 2017 the Binding Open Season for the Interconnection Point between Romania and Hungary (Csanadpalota).

Initially, the capacity offered was oversubscribed, proving market interest and ensuring the commercial viability of BRUA Phase II, with successful economic tests.

Within the legal term (until 14 December 2018), some network users, which booked capacity under the Open Season used their right to renounce the booked capacity. Under these circumstances the procedure will not be resumed in the previous form. Transgaz will apply Regulation (EU) nr. 459/2017 establishing a network code on capacity allocation mechanisms in gas transmission systems **to determine the appropriateness of launching an incremental capacity process.**

Inclusion in international plans

- **PCI project (first list):** 7.1.5;
- **PCI project (second list):** Phase II: 6.24.7;
- **PCI project (third list):** Phase II: 6.24.4–4;
- **PCI project (fourth list):** Phase II: 6.24.4 -1 within **Cluster phased capacity increase on the Bulgaria — Romania — Hungary — Austria bidirectional transmission corridor (currently known as ROHUAT/BRUA) to enable 1.75 bcm/y in the 1st phase, 4.4 bcm/y in the 2nd phase, and including new resources from the Black Sea in the 2nd and/or 3rd phase;**
- **2020 ENTSOG TYNDP:** TRA-A-1322.

Priority corridor: Gas interconnections on the North-South corridor of Central Europe and South-Eastern Europe («NSI East Gas»). Cluster number EAST 12b and 12c.

Changes compared to previous TYNDPs

	2014 – 2023 TYNDP	2017 - 2026 TYNDP	2018 - 2027 TYNDP	2019 – 2028 TYNDP	2020-2029 TYNDP
Project description	<p>32" x 55 bar x 81 km Podișor-Corbu pipeline;</p> <p>32" x 55 bar x 167 km Băcia-Hățeg-Jupa-Recaș pipeline;</p> <p>Three gas compressor stations (Corbu CS, Hățeg I CS and Horia I CS) with a total installed power of approximately $P_{inst} = 49,5$ MW;</p> <p>32" x 55 bar x 250 km Corbu – Hurezani – Hateg pipeline;</p> <p>32" x 55 bar x 47 km Recaș–Horia pipeline;</p> <p>The extension of the Horia gas metering station.</p>	<p>The project was divided into two phases:</p> <p>Phase I:</p> <p>32" x 63 bar Podișor – Recaş pipeline , approximately 479 km long;</p> <p>Three gas compressor stations (Podișor CS, Bibești CS and Jupa CS), each station equipped with two compressors (one in operation and one as a backup), with the possibility to ensure bidirectional gas flows.</p> <p>Phase II</p> <p>32" x 63 bar Recaş – Horia Pipeline , approximately 50 km long;</p> <p>The extension of the three gas compressor stations (CS Podisor, CS Bibesti and CS Jupa) by mounting an additional</p>	<p>The project was divided into two projects:</p> <p>Phase II</p> <p>32" x 63 bar Recaş – Horia pipeline , approximately 50 km long;</p> <p>The extension of the three gas compressor stations (Podisor CS, Bibesti CS and Jupa CS) by mounting an additional compressor in each station;</p> <p>The extension of the existing gas metering station - Horia GMS.</p>	There are no changes.	There are no changes.

	2014 – 2023 TYNDP	2017 - 2026 TYNDP	2018 - 2027 TYNDP	2019 – 2028 TYNDP	2020-2029 TYNDP
		compressor in each station; The extension of the existing gas metering station - Horia GMS.			
Estimated completion time	2019	Phase I: 2019 Phase II: 2020	Phase II: 2022	There are no changes.	There are no changes.
Total estimated amount of the project (million Euro)	560	547.39	Phase II: 68.8	There are no changes.	74.5

7.2 Development on the Romanian territory of the Southern Transmission Corridor for taking over the Black Sea gas

While Europe becomes more dependent on imported gas, access to new sources becomes a vital necessity. The studies and evaluations showed important gas reserves in the Black Sea.

Under these circumstances, the development on the Romanian territory of a gas transmission infrastructure from the Black Sea shore to Romania's border with Hungary is one of TRANSGAZ's major priorities.

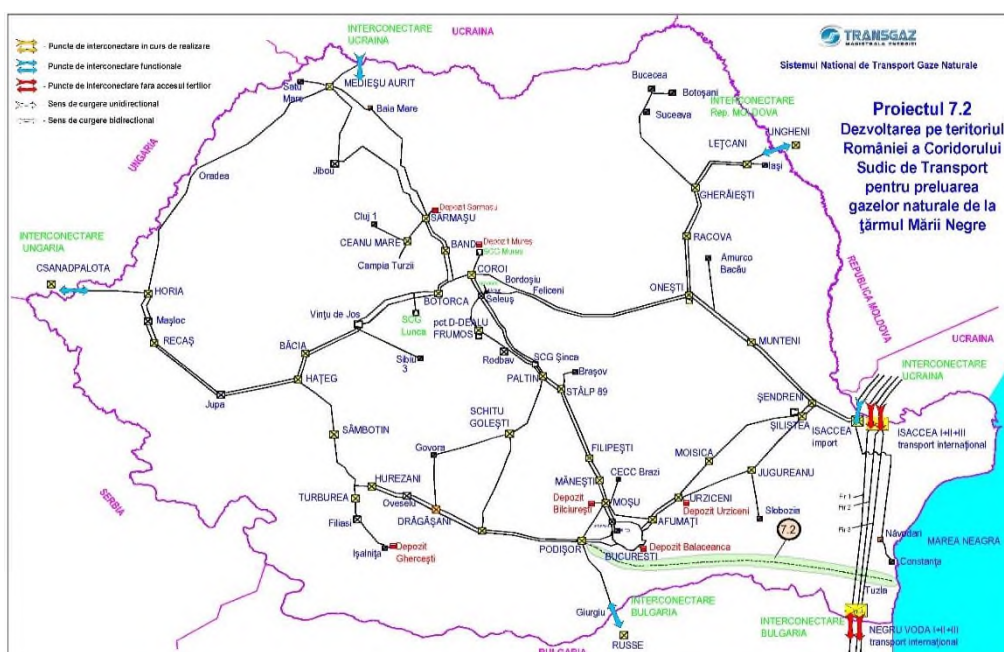


Figure 11 – Map of the major development project for taking over the gas from the Black Sea shore by extending the Southern East-West corridor

Project description

The major objective of this investment is to construct a gas transmission telescoping pipeline Tuzla – Podișor, 308.3 km long, DN 1,200 and DN 1,000, linking the natural gas resources available at the Black Sea shore and the BULGARIA - ROMANIA - HUNGARY - AUSTRIA corridor, thus enabling gas transmission to Bulgaria and Hungary through the existing interconnections - Giurgiu - Ruse (with Bulgaria) and Nadlac - Szeged (with Hungary).

This pipeline will be also interconnected with the current T1 international transmission pipeline.

The pipeline is located in the south-eastern part of the country, and its route goes from south-east to the west, crossing Constanța, Călărași and Giurgiu counties.

The pipeline is telescopic and consists of two sections, as follows:

- Section I, Black Sea shore – Amzacea, 32.4 km long, will have a diameter of Ø 48" (DN1200) and the technical capacity of 12 bcm/year;
- Section II, Amzacea – Podișor, 275.9 km long, will have a diameter of Ø 40" (DN1000) and the technical capacity of 6 bcm/y.

Indicative project implementation schedule:

Development stages	Status/ Estimated completion time
Pre-feasibility study	Completed
Feasibility study	Completed
FEED	Completed
Environmental impact assessment study	Completed
Obtaining the Environmental Agreement	Completed
Authority engineering	Completed
Obtaining the construction permit	Completed
Obtaining the comprehensive decision	Completed
Taking the final investment decision	2020
Construction	2020-2022*
Commissioning	2022*

**Conditional on the taking of the final investment decision.*

Estimated completion time: 2022

Estimated investment value: EUR 371.6 million.

Inclusion in international plans

- **PCI project (second list):** 6.24.8;
- **PCI project (third list):** 6.24.4-2;
- **PCI project (fourth list):** 6.24.4-5 6.24.4-2 *Black Sea shore — Podișor (RO) pipeline for taking over the Black Sea gas within Cluster phased capacity increase on the Bulgaria — Romania — Hungary — Austria bidirectional transmission corridor (currently known as ROHUAT/BRUA) to enable 1.75 bcm/y in the 1st phase, 4.4 bcm/y in the 2nd phase, and including new resources from the Black Sea in the 2nd and/or 3rd phase;*
- List of conditional priority projects prepared within CESEC;
- **2020 ENTSOG TYNDP:** TRA-A-362.

Priority corridor: Gas interconnections on the North-South corridor of Central Europe and South-Eastern Europe («NSI East Gas»). Cluster number EAST 12b and 12c.

Changes compared to previous TYNDPs

Following the completion of the FEED, the following changes were made:

	2014 – 2023 TYNDP	2017 - 2026 TYNDP	2018 - 2027 TYNDP	2019 – 2028 TYNDP	2020-2029 TYNDP
Project description	Pipeline length 285 km	Pipeline length 307 km	Pipeline length 308.2 km	Pipeline length 308.3 km	There are no changes.
Estimated completion time	2019	2020	2020	2021*	2022
Total estimated amount of the project (million Euro)	262.4	278.3	360.36	360.4	371.6

7.3 The interconnection of the national gas transmission system with the international gas transmission pipeline T1 and reverse flow Isaccea

This project is very important because:

- By its implementation a transmission corridor is created between the markets of Bulgaria, Romania and Ukraine, in the conditions in which the new interconnection between Greece and Bulgaria is achieved;
- The transmission contract for the capacity of Transit 1 pipeline expired on 1 October 2016. Starting with gas year 2016-2017, the transmission capacity of Transit 1 pipeline

is auctioned according to the European Code on capacity allocation mechanisms at the cross-border interconnection points and to ANRE Order no. 34/2016;

- Physical reverse flows could be ensured at the Negru Voda 1 point in accordance with Regulation (EU) 1938/2017.;
- Its implementation enables the taking over of the newly discovered Black Sea gas by the Romanian gas transmission system, in order to sell them on the Romanian market and on the regional markets.

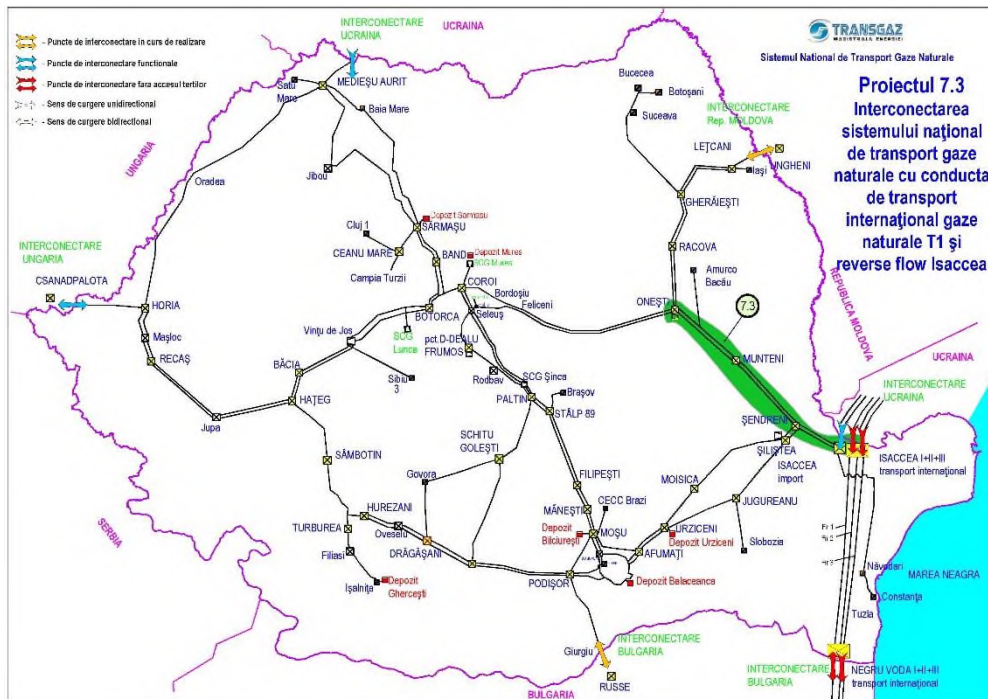


Figure 12 – Map of the major project for the development of the NTS interconnection with the international transmission pipeline Transit 1 and reverse flow Isaccea

Project description:

The project consists of the following:

Phase 1 – category of energy infrastructure *Gas and biogas transmission pipelines which are part of a network mainly comprising mainly high-pressure pipelines, with the exception of high-pressure pipelines used for upstream or downstream gas distribution, with the following investment objectives:*

- Isaccea Interconnection, location: Isaccea territorial administrative unit;
- Rehabilitation of the DN 800 Onești – Cosmești pipeline.

Phase 2 – category of energy infrastructure *Any equipment or installations essential to the secure, efficient and safe operation of the system or to provide bidirectional capacity, including compressor stations, with the following investment objectives:*

- Upgrading the Siliștea Gas Compressor Station and the Siliștea Technological Node (TN), located within the Siliștea territorial administrative unit, Brăila County;
- Works within the Șendreni Technological Node, located within the Vădeni territorial administrative unit, Brăila County;

- Upgrading the Onești Gas Compressor Station and the Onești Technological Node, located within the Onești territorial administrative unit, Bacău County.

The project does not develop additional capacities at the Negru Vodă NTS entry/exit point.

Indicative project implementation schedule:

Development stages	Status/ Estimated completion time
Phase 1	2018
Pre-feasibility study	completed
Feasibility study	completed
Environmental impact assessment	completed
Authority engineering	completed
Issuance of construction permits	completed
Comprehensive decision	obtained
Construction	completed
Commissioning/start up	completed
Phase 2	2020
Pre-feasibility study	completed
Feasibility study	completed
Technical specifications for the design and execution	completed
Procurement of design and execution works	completed
Comprehensive decision	completed
Completion of basic design and execution details	2020 (under preparation)
Construction	2020
Commissioning/start up	2020

Estimated completion time: 2018 for Phase 1 and 2020 for Phase 2

Estimated investment amount: EUR 77.7 million.

Breakdown of costs:

Phase 1	EUR 8.8 million
Phase 2	EUR 68.9 million.
TOTAL	EUR 77.7 million

Inclusion in international plans

- **PCI project (second list):** 6.15;
- **PCI project (third list):** 6.24.10-1 **Cluster phased capacity increase on the Bulgaria — Romania — Hungary — Austria bidirectional transmission corridor (currently known as ROHUAT/BRUA) to enable 1.75 bcm/y in the 1st phase, 4.4 bcm/y in the 2nd phase, and including new resources from the Black Sea in the 2nd and/or 3rd phase;**
- **2020 ENTSOG TYNDP:** TRA-F-139.

Priority corridor: Gas interconnections on the North-South corridor of Central Europe and South-Eastern Europe («NSI East Gas»).

Changes compared to previous TYNDPs

	2014 – 2023 TYNDP	2017 - 2026 TYNDP	2018 - 2027 TYNDP	2019 – 2028 TYNDP	2020-2029 TYNDP
Project description	<p>The project consists in:</p> <ul style="list-style-type: none"> -the upgrading and extension of the Siliştea compressor station; -a new compressor station at Oneşti - interconnection of Isaccea 1 GMS (NTS and Transit 1) -rehabilitation of the Cosmeşti – Oneşti (66.2 km) and Siliştea - Şendreni (11.3 km) pipeline sections. 	<p>The project consists in:</p> <ul style="list-style-type: none"> the upgrading and extension of the Siliştea compressor station; -a new compressor station at Oneşti - interconnection of Isaccea 1 GMS (NTS and Transit 1) -rehabilitation of the Cosmeşti – Oneşti (66.2 km) and Siliştea - Şendreni (11.3 km) pipeline sections. 	<p>The project was broken down into two phases:</p> <p>Phase 1:</p> <ul style="list-style-type: none"> - interconnection works between NTS and the international transmission pipeline T1 in the area of the Isaccea metering station; - Repair works to the DN 800 mm Cosmeşti - Oneşti (66,0 km) pipeline. <p>Phase 2:</p> <ul style="list-style-type: none"> - upgrading and extension of the Siliştea compressor station; - upgrading and extension of the Oneşti compressor station; 	<p>There are no changes.</p>	<p>There are no changes.</p>

			- modification within TN Siliștea, TN Șendreni and TN Onești.		
Estimated completion time	2018	2019	Phase 1: 2018 Phase 2: 2019	Phase 1: 2018 Phase 2: 2020	There are no changes.
Total estimated amount of the project (million Euro)	65	65	Phase 1: 8.8 Phase 2: 92.2	Phase 1: 8.8 Phase 2: 68.9	There are no changes.

7.4 NTS developments in North-East Romania for enhancing gas supply to the area and for ensuring transmission capacities to/from the Republic of Moldova

Taking into account the need for improving gas supply to the North-East Romania and also keeping in mind the perspective offered by the interconnection pipeline between Romania and the Republic of Moldova (Iași-Ungheni) to offer gas transmission capacities to the Republic of Moldova, a series of developments need to be performed in the Romanian gas transmission system to ensure the required technical parameters for the consumption in the relevant regions.

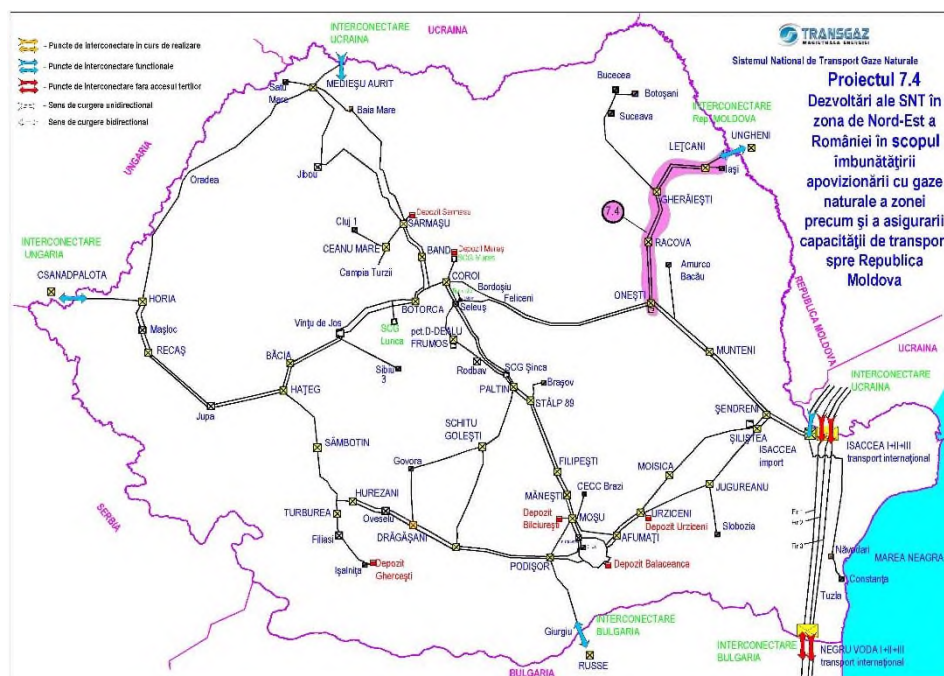


Figure 13 – NTS developments in the North-Eastern area of Romania

Project description:

For enhancing the implementation process and obtaining EU regional development funds under the existing programmes, the project was divided into 2 subprojects.

- Construction of a new gas transmission pipeline DN 700, Pn 55 bar, in the Onești – Gherăești direction, 104.1 km long. The route of this pipeline will be parallel mainly to the existing pipelines DN 500 Onești – Gherăești;
- Construction of a new gas transmission pipeline DN 700, Pn 55 bar, in the Gherăești – Lețcani direction, 61.05 km long. This pipeline will replace the existing DN 400 pipeline Gherăești – Iași on the Gherăești – Lețcani section.
- Construction of a new gas compressor station at Onești with an installed power of 9.14 MW, compressors of 4.57 MW each, one active one backup,
- Construction of a new gas compressor station at Gherăești with an installed power of 9.14 MW, 2 compressors of 4.57 MW each, one active one backup.

Indicative project implementation schedule:

Development stages	Status/ Estimated completion time
Concept study	completed
Feasibility study	completed
FEED for the pipelines	completed
FEED for the compressor stations	completed
Issuance of construction permits for the pipelines	completed
Issuance of construction permits for the compressor stations	completed
Construction	2020-2021
Commissioning/start up	2021

Estimated completion time: 2021

The total estimated value of the investment: EUR 174.25 million.

The estimated value of the investment	
Estimated value for procurement of materials	EUR 64.95 million
Onești–Gherăești gas transmission pipeline	EUR 17.32 million
Gherăești–Lețcani gas transmission pipeline	EUR 15.19 million
Onești Compressor Station	EUR 48.46 million
Gherăești Compressor Station	
Pipeline securing and automation	
Other activities (procurement of land, design, technical consultancy, audit and technical assistance)	EUR 28.32 million
TOTAL	EUR 174.25 million

By the achievement of this project, the necessary pressure and gas transmission capacity of 1.5 billion cubic meters/a can be ensured at the interconnection point between the gas transmission systems of Romania and the Republic of Moldova.

The project meets the eligibility criteria of the Large Infrastructure Operational Programme (POIM). Priority Axis 8 - Strategic Objective (OS) 8.2, programme developed by the Management Authority of the Ministry of European Funds and receiving a non-reimbursable funding through PAP8 - *Intelligent and sustainable transport systems for electricity and natural gas* amounting to lei 214,496,026.71 (EUR 46.3 million).

On 22.11.2018 Grant Agreement 226 was signed in this regard with the Ministry of European Funds.

Inclusion in international plans

- **2020 ENTSOG TYNDP** : TRA-F-357

Changes compared to previous TYNDPs

	2014 – 2023 TYNDP	2017 - 2026 TYNDP	2018 - 2027 TYNDP	2019 – 2028 TYNDP	2020-2029 TYNDP
Project description	Pipeline length 163 km	Pipeline length 165 km	Pipeline length 165.15 km	There are no changes.	There are no changes.
Estimated completion time	2017	2019	2019	2021	There are no changes.
Total estimated amount of the project (million Euro)	110	131.7	174.25	There are no changes.	There are no changes.

7.5 Extension of the bi-directional gas transmission corridor Bulgaria – Romania - Hungary – Austria (BRUA Phase III)

Provided that the gas transmission capacities required to transport the Black Sea gas to the Central-Western EU market exceed the transmission potential of BRUA Phase II, Transgaz envisaged the development of the **central corridor**, which follows the route of existing pipelines currently operated at technical parameters inadequate for main pipelines.

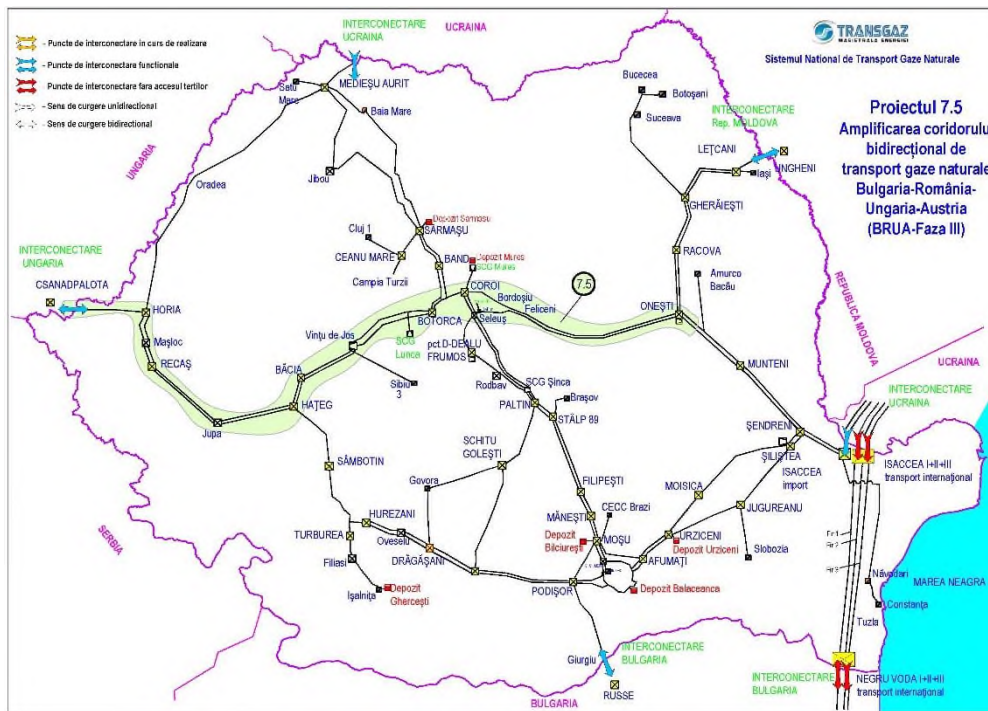


Figure 14 - BRUA 3 development

Project description

Depending on the volumes of natural gas available at the Black Sea shore (which cannot be taken over by the BRUA Corridor), the long-term development of the transmission capacity on the Onești - Coroi - Hațeg - Nadlac corridor is envisaged.

The development of this gas transmission corridor implies the following:

- upgrading of the existing pipelines belonging to the NTS;
- replacement of NTS existing pipelines with new pipelines or the construction of new pipelines installed in parallel with existing ones;
- the development of 4 or 5 new compressor stations with a total installed power of approx. 66 - 82.5MW.
- increasing gas transmission capacity towards Hungary by 4.4 bcm/y.

At present, Transgaz has developed the pre-feasibility study on the development of this gas **transmission corridor**, and in order to optimize and streamline both the implementation process and the possibilities of attracting non-reimbursable funds, the **corridor** has been divided into two projects.

The two projects are:

1. Ensuring the reversible flow on the Romania – Hungary interconnection:
 - **PCI Project (the second list):** 6.25.3;
 - **PCI Project (the third list):** 6.24.10–position 2;
 - **Priority corridor:** NSI EAST;
 - **2020 NTSOG TYNDP:** TRA-N-959.

The project consists in the following:

- New gas transmission pipeline Băcia – Hațeg – Horia – Nădlac, approximately 280 km long ;
- Two new gas compressor stations located along the route.

2. NTS development between Onești and Băcia :

- **PCI Project (the second list):** 6.25.3;
- **PCI Project (the third list):** 6.24.10– position 2;
- **Priority corridor:** NSI EAST;
- **2020 NTSOG TYNDP:** TRA-N-959.

The project consists in the following:

- Upgrading some pipeline sections;
- Replacement of existing pipelines with new pipelines with higher diameters and operating pressure ;
- Two or three new gas compressor stations.

Inclusion in international plans

The projects above were grouped in the updated list (List 3/2017) **of projects of common interest** published as annex to Regulation 347/2013 being included at position **6.24.10-2** under the name `Cluster phased capacity increase on the Bulgaria — Romania — Hungary — Austria bidirectional transmission corridor (currently known as "ROHUAT/BRUA") to enable 1.75 bcm/y in the 1st phase, 4.4 bcm/y in the 2nd phase, and including new resources from the Black Sea in the 2nd and/or 3rd phase.

The completion deadline for the entire corridor: 2025

The estimated investment amount is EUR 530 million.

The development of this corridor still depends on the evolution of the capacity demand and on the results of the exploration processes of the Black Sea or other on-shore blocks, a final investment decision being taken only when the demand for additional capacity is confirmed by booking contracts and agreements.

Changes compared to previous TYNDPs

Following the reconsideration of the project 7.3 *NTS Interconnection with the international gas transmission pipeline T1 and reverse flow Isaccea*, the following changes were made:

	2014 – 2023 TYNDP	2017 - 2026 TYNDP	2018 - 2027 TYNDP	2019 – 2028 TYNDP	2020-2029 TYNDP
--	----------------------	----------------------	----------------------	----------------------	--------------------

Project description	Central corridor Isaccea - Şendreni - Oneşti - Coroi - Haţeg - Horia.	The entire project was reconsidered (the corridor starts from Oneşti to Nădlac)	the corridor starts from Oneşti to Nădlac	There are no changes.	There are no changes.
Estimated completion time	2023	2023	2023	2025	There are no changes.
Total estimated amount of the project (million Euro)	544	530	530	There are no changes.	There are no changes.

7.6 New NTS developments for taking over Black Sea gas

Taking into account the natural gas reserves discovered at the Black Sea, Transgaz intends to expand the NTS with the aim of creating an additional taking over point for the natural gas coming from the Black Sea blocks.

This project became necessary as a result of the discussions held/initiated by Transgaz during 2015 with license holders for exploration and exploitation of the Black Sea blocks.

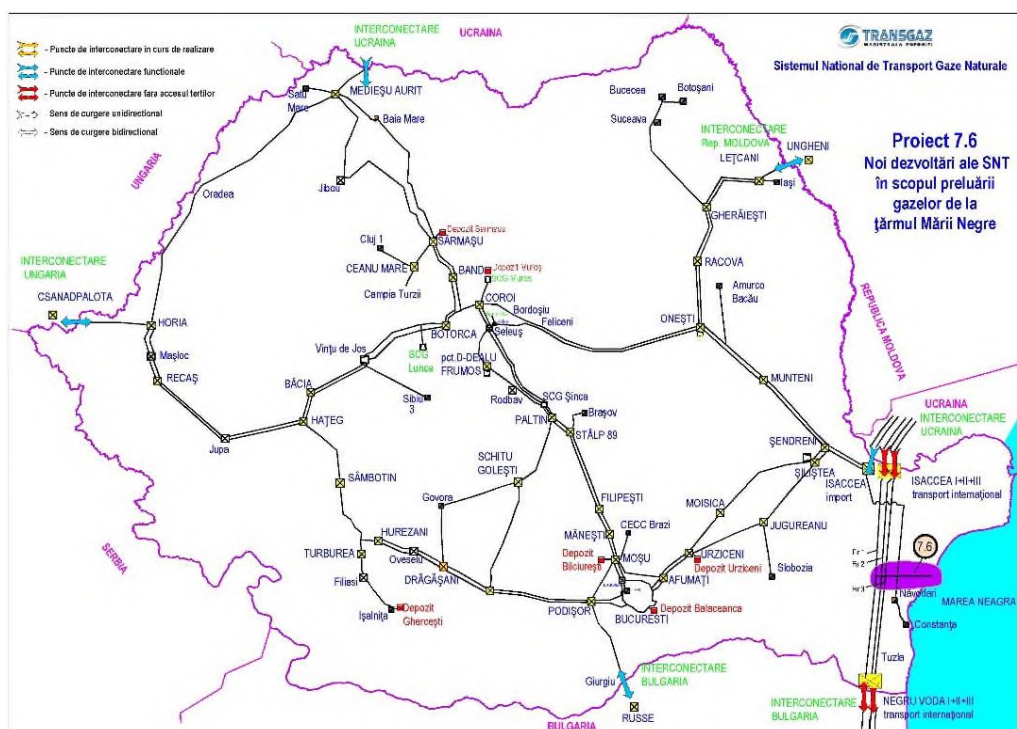


Figure 15 – NTS developments at the Black Sea

Project description

Transgaz has completed the pre-feasibility study for a transmission pipeline of approximately 25 km and a Dn 500 diameter, from the Black Sea shore to the existing T1 international gas transmission pipeline.

The transmission capacity is 1.23 bcm/year according to the Open Season results published on the Transgaz website.

Indicative project implementation schedule:

Development stages	Status/Estimated completion time
Pre-feasibility study	Completed
Feasibility study	Completed
Technical documentation for obtaining the construction permits	Completed
Obtaining construction permits	Completed
Obtaining the comprehensive decision	Completed
Taking the final investment decision	2020
Construction	2020
Commissioning/start up	2021

Estimated completion time: 2021, depending on the upstream off-shore projects development schedules.

Estimated investment amount: EUR 9.14 million.

Inclusion in international plans

- **PCI project (third list) 6.24.10-3** – within *Cluster phased capacity increase on the Bulgaria — Romania — Hungary — Austria bidirectional transmission corridor (currently known as "ROHUAT/BRUA") to enable 1.75 bcm/y in the 1st phase, 4.4 bcm/y in the 2nd phase, and including new resources from the Black Sea in the 2nd and/or 3rd phase*
- **2020 ENTSOG TYNDP:** TRA-F-964

Priority corridor: Gas interconnections on the North-South corridor of Central Europe and South-Eastern Europe («NSI East Gas»).

Changes compared to previous TYNDPs

	2017 – 2026 TYNDP	2018 – 2027 TYNDP	2019 – 2028 TYNDP	2020-2029 TYNDP
Project description	25 km DN 500 pipeline	25 km DN 500 pipeline	There are no changes	There are no changes

Estimated completion time	2019	2019	2021	There are no changes
Total estimated amount of the project (million Euro)	9	9.14	There are no changes	There are no changes

7.7 Romania – Serbia Interconnection – interconnection of the national gas transmission system with the similar gas transmission system in Serbia

In the context of the provisions of the EU Strategy on the Energy Union and of the actions for the implementation of the objectives of such strategy (competitiveness, sustainability and security of energy supply), Romania shows special interest to safeguarding energy security, the development of the energy infrastructure by the diversification of energy transmission sources and routes, by increasing solidarity between member states and by ensuring effective operation of the energy market.

In order to increase the interconnectivity between gas transmission systems in EU member states and to increase energy security in the region the project on the achievement of the interconnection of the National transmission System in Romania with the one in Serbia is necessary.

The analysed version for gas export towards Serbia is to take over gas from the future BRUA pipeline (Phase I).

The Project `Interconnection of the National Gas Transmission System with the similar gas transmission system of Serbia` consists in the construction of an approximately 97 km long pipeline to interconnect the national gas transmission system in Serbia in the Recaş – Mokrin direction, and of a gas metering station.

Project description:

The project *Interconnection of the National Gas Transmission System of Romania with the similar natural gas transmission system of Serbia* involves the construction of a new natural gas transmission pipeline that will ensure the connection between the BRUA gas pipeline and the Mokrin Technological Node in Serbia.

On the territory of Romania, the gas transmission pipeline will be connected to BRUA Phase I pipeline (Petrovaselo, Timis County) and will have a length of 85.56 km (the border between Romania and Serbia - Comloşu Mare, Timiş County).

Hydraulic calculations resulted in the diameter of 24 "(DN 600) at the design pressure of 63 bar.

The project consists in the following:

- Construction of an approximately 97 km long pipeline to interconnect the national gas transmission system in Serbia, in the Recas – Mokrin direction of which about 85 km on the territory of Romania and 12 km on the territory of Serbia with the following characteristics:
 - Pressure of the BRUA pipeline in the Recas area: 50 – 54 bar (PN BRUA – 63 bar);
 - Diameter of the interconnection pipeline: Dn 600;
 - Transmission capacity: max. 1,6 bScm/a (183,000 Scm/h), both in the Romania - Serbia direction and in the Serbia - Romania direction.
- Construction of a gas metering station (located on the Romanian territory).

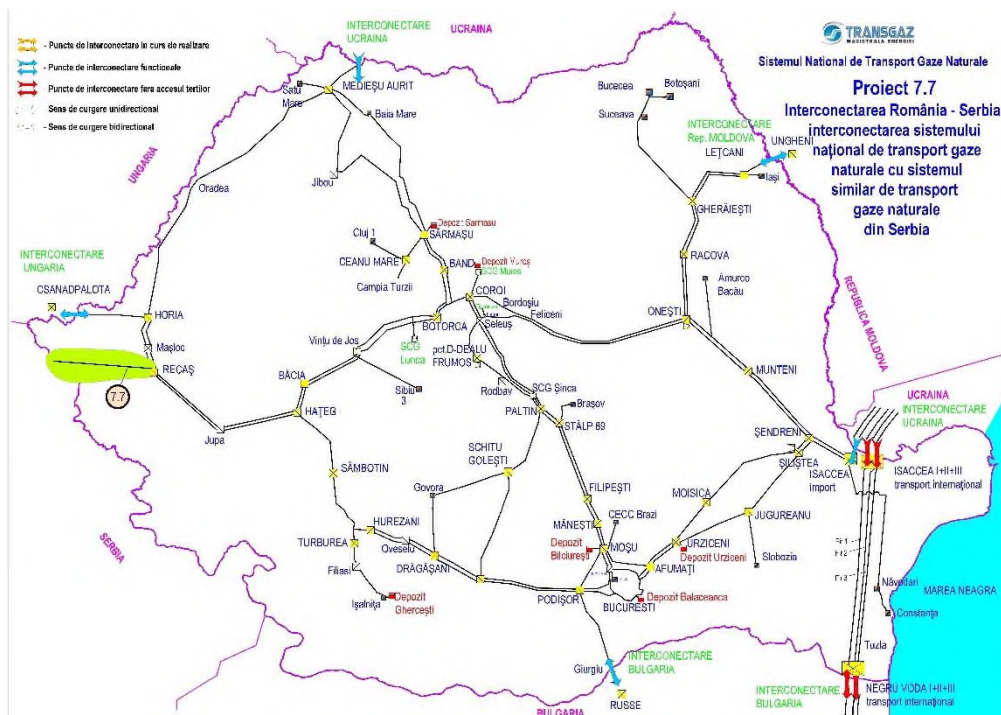


Figure 16- Interconnection of the NTS with Serbia in the Recas – Mokrin direction

Indicative project implementation schedule

Development stages	Status/ Estimated completion time
Pre-feasibility study	Completed
Feasibility study	Completed
FEED and tender books	Completed
FEED and permitting documentation for the construction permit	2020
Initiation of the procedure for the procurement of the execution works	2020
Construction	2020 - 2021
Commissioning /start-up	2021

Estimated completion time: 2021

Total estimated investment amount: EUR 56.21 million of which:

The estimated value of the investment	
Execution works	EUR 43.93 million
Other activities (procurement of land, design, technical consultancy, audit and technical assistance)	EUR 12.28 million
TOTAL	EUR 56.21 million

Gas export towards Serbia will be performed only after the completion of the BRUA project (Phase 1).

If gas will be taken over from Serbia to Romania, it may be redirected towards the Timisoara – Arad consumption area, through the DN 600 Horia – Maşloc – Recaş (25 bar) pipeline, at lower pressures than through the BRUA pipeline.

Inclusion in international plans

- **2020 ENTSOG TYNDP:** TRA-A-1268

Changes compared to previous TYNDPs

Following the completion of the feasibility study, the following changes were made:

	2017 – 2026 TYNDP	2018 – 2027 TYNDP	2019 – 2028 TYNDP	2020-2029 TYNDP
Project description	Pipeline length 80 km (74 km Romania)	Pipeline length 97 km (85 km Romania)	There are no changes	There are no changes
Estimated completion time	2026	2020	There are no changes	2021
Total estimated amount of the project (mil. Euro)	43 (40 Romania)	50.7 (42.4 Romania)	(53.76 Romania)	56.21

7.8 Upgrading GMS Isaccea 1 and GMS Negru Vodă 1

In order to increase the level of energy security in the region, the following Interconnection Agreements were signed:

- **Interconnection Agreement for the Interconnection Point Isaccea 1**, concluded with PJSC Ukrtransgaz, Ukraine, on 19.07.2016;
- **Interconnection Agreement for the Interconnection Point Negru Vodă 1**, concluded with Bulgartransgaz, Bulgaria, on 19.05.2016.

The actions included in these Agreements include the upgrading of the gas metering stations at the two interconnection points.

The project *Upgrading GMS Isaccea 1 and GMS Negru Vodă 1* consists in the construction of two new gas metering stations to replace the existing ones. In the case of GMS Isaccea 1 the station will be built in the current station and in the case of GMS Negru Voda 1 on a location situated close to the location of the existing station.

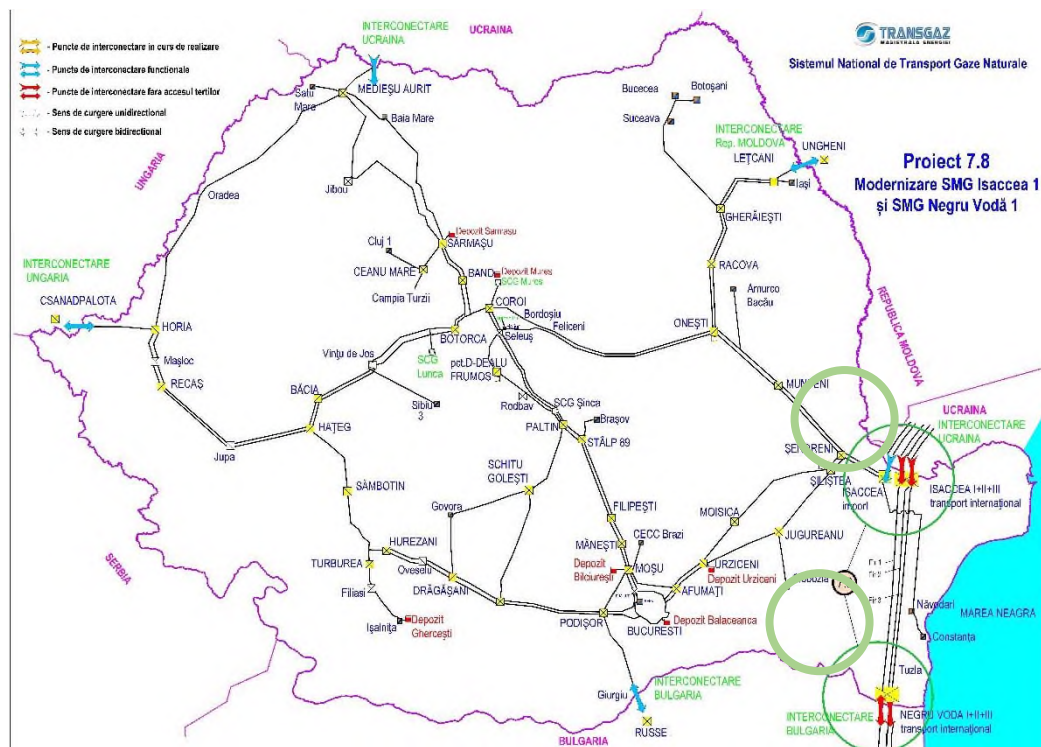


Figure 17 - Upgrading GMS Isaccea 1 and Negru Vodă 1

Project description:

1. Gas Metering Station GMS Isaccea 1

The upgraded Metering Station will be equipped with a separating/filtering installation and a metering installation:

- Separation/filtering is ensured by a separating/filtering battery.
- The metering installation will consist of several parallel metering lines (in operation and back up) equipped with ultrasonic meters for metering the delivered gas quantities, each line being equipped identically with three independent metering systems (Pay, Check and Verification). The independent systems Pay and Check will employ dual ultrasonic meters and the systems for the Verification will use a simple ultrasonic meter.

The number of the metering lines is sufficient to allow for the metering of the gas quantities to be delivered through the GMS. The number of lines in operation will depend on the quantities of natural gas to be circulated through the GMS. To verify the traceability of ultrasonic meters on the metering lines, they will be periodically connected in series with a reference metering line equipped with a turbine meter.

If one of the systems no longer meets the established standards and/or error limits, that metering line will be closed and withdrawn from normal operation until the causes that caused these malfunctions are remedied.

The volumes resulting from the independent metering of the Pay, Check and Verification systems will be monitored continuously.

2. The metering station GMS Negru Vodă 1

The upgraded Metering Station will be equipped with a separating/filtering installation and a metering installation

- The Separation/filtering is ensured by a separating/filtering battery.
- The metering installation will be made up of several parallel metering lines (in operation and back up) equipped with ultrasonic meters for metering the delivered gas quantities, each line being equipped identically with two independent metering systems (Pay and Check). The independent Pay and Check systems will use dual ultrasonic meters.

The number of the metering lines is sufficient to allow for the metering of the gas quantities to be delivered through the GMS. The number of lines in operation will depend on the quantities of natural gas to be circulated through the GMS. To verify the traceability of ultrasonic meters on the metering lines, they will be periodically connected in series with a reference metering line equipped with a turbine meter.

If one of the systems no longer meets the established standards and/or error limits, that metering line will be closed and withdrawn from normal operation until the causes that led to these malfunctions are remedied. The project implies the upgrading of the two metering stations for the existing capacities and enables the bidirectional operation in Isaccea as well.

The volumes resulting from the independent metering of the Pay, Check and Verification systems will be monitored continuously.

Indicative project implementation schedule

Development stages	Status/ Estimated completion time	
	GMS Isaccea 1	GMS Negru Voda 1
Feasibility study	Completed	Completed
Design	Completed	Under preparation
FEED and permitting documentation for the construction permit	Completed	2020*

Construction	2019 – 2020 (in progress)	2020-2021
Commissioning /start-up	2020	2021

*the time depends on the legal regulation of the land

Estimated completion time: 2020 for GMS Isaccea 1, 2021 for GMS Negru Voda 1

The total estimated investment amount: EUR 26.65 million of which:

- EUR 13.88 million upgrading GMS Isaccea 1
- EUR 12.77 million upgrading GMS Negru Vodă 1.

Inclusion in international plans

- **2020 ENTSOG TYNDP:** TRA-F-1277

Changes compared to previous TYNDPs

	2017 - 2026 TYNDP	2018 - 2027 TYNDP	2019 - 2028 TYNDP	2020-2029 TYNDP
Project description	Construction of two new gas metering stations in the existing facilities	Construction of two new gas metering stations in the existing facilities	There are no changes.	There are no changes.
Estimated completion time	2019	2019	2020 – GMS Isaccea 1 2021- GMS Negru Voda 1	There are no changes.
Total estimated amount of the project (mil. Euro)	13.9	13.9	26.65	There are no changes.

7.9 Interconnection between the gas transmission systems of Romania and Ukraine in the Gherăești – Siret direction

Through the application of the TYNDP Transgaz intends to increase the interconnectivity between the national and the European gas transmission networks.

Therefore, in addition to the Project for NTS developments in North-Eastern Romania for improving gas supply to the region and ensuring transmission capacities to/from Ukraine, Transgaz identified the opportunity to construct an interconnection between the NTS and the gas transmission system in Ukraine, in the Gherăești – Siret direction.

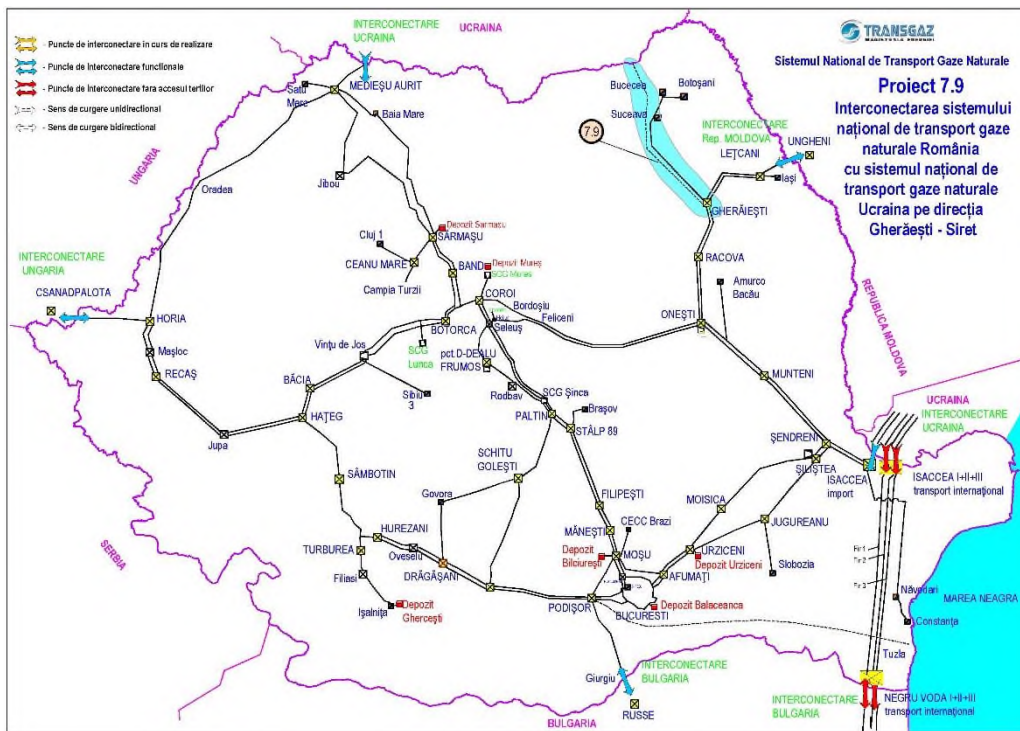


Figure 18 - Interconnection between the gas transmission systems of Romania and Ukraine in the Gherăești – Siret direction

Project description:

The project **Interconnection between the gas transmission systems of Romania and Ukraine in the Gherăești – Siret direction** consists in:

- the construction of a 130 km gas transmission pipeline and the related facilities, in the Gherăești – Siret direction;
- the construction of a cross-border gas metering station;
- the extension of the Onești and Gherăești compressor stations, if applicable.

The project is in an early stage and the capacities to be developed under the project will be established subsequently.

Indicative project implementation schedule

Development stages	Status/ Estimated completion time
Prefeasibility study	Completed
Feasibility study	2020-2021
FEED	2021-2022*
Public procurement (material and works)	2022*
Construction	2022-2024*
Commissioning start-up	2025*

*it depends on the establishment of the parameters related to the interconnection point and upon the project implementation schedule on the Ukrainian territory.

Estimated completion time: 2025

Total estimated value of the investment: EUR 125 million

Inclusion in international plans

- **2020 ENTSOG TYNDP:** TRA-N-596

Priority corridor: Gas interconnections on the North-South corridor of Central Europe and South-Eastern Europe («NSI East Gas»). Cluster number EAST 22.

Changes compared to previous TYNDPs

	2018-2027 TYNDP	2019-2028 TYNDP	2020-2029 TYNDP
Project description	<ul style="list-style-type: none"> – construction of a gas transmission pipeline (130 km long) and of the related equipment in the direction Gherăești–Siret; – construction of a cross-border gas metering station; – expansion of the compressor stations Onești and Gherăești. 	There are no changes.	There are no changes.
Estimated completion time	2025	There are no changes.	There are no changes.
Total estimated value (mil. Euro)	125	There are no changes.	There are no changes.

7.10 Development/Upgrading of the gas transmission infrastructure in the North-Western part of Romania

The project aims to achieve/upgrade objectives related to the National Gas Transmission System in the North-Western part of Romania for the creation of new gas transmission capacities or for the increase in the existing ones.

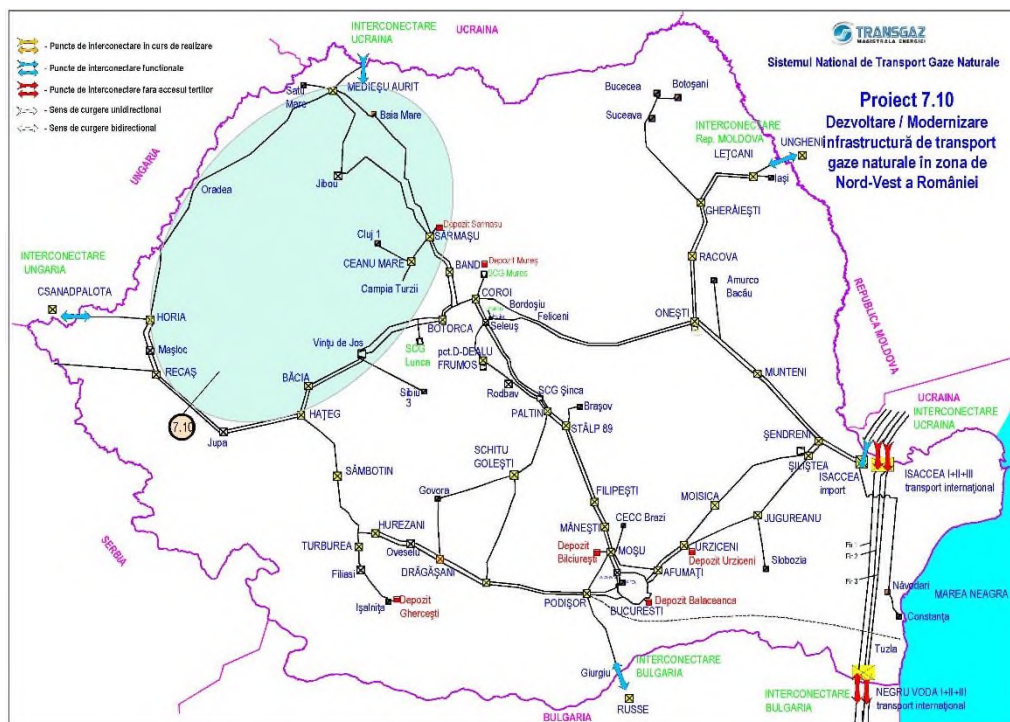


Figure 19- Development/Upgrading of the gas transmission infrastructure in the North-Western part of Romania

Project description

According to the Pre-Feasibility study, the project consists of:

- construction of a pipeline and of the related equipment in the direction Horia–Medieșu Aurit;
- construction of a pipeline and of the related equipment in the direction Sărmășel–Medieșu Aurit;
- construction of a pipeline and of the related equipment in the direction Huedin–Aleșd;
- construction of a Gas Compressor Station at Medieșu Aurit.

The project is to be developed taking into account the ongoing key importance projects to be implemented on the territory of Romania. The prioritization of this project is based on the evolution of the other projects.

Considering the large dimension of such project, it is supposed to be implemented in stages, as follows:

- **Stage 1:**
 - construction of the pipeline and of the related equipment in the Horia–Borș direction.
- **Stage 2:**
 - construction of the pipeline and of the related equipment in the Borș–Abrămuț direction;
 - construction of a Gas Compressor Station Medieșu Aurit;

- construction of the pipeline and of the related equipment in the Huedin–Aleșd direction.
- **Stage 3:**
 - construction of the pipeline and of the related equipment in the Abrămuț–Medieșu Aurit direction;
 - construction of the pipeline and of the related equipment in the Sărmășel–Medieșu Aurit direction.

Indicative project implementation schedule:

Development stages	Status / Estimated completion time
Stage 1	2022
Pre-feasibility study	Completed
Feasibility study	2020
FEED	2020-2021
Public procurement	2021
Construction	2021-2022
Commissioning/start up	2022
Stage 2	2025
Pre-feasibility study	Completed
Feasibility study	2020
FEED	2021-2022
Public procurement	2022
Construction	2023-2025
Commissioning/start up	2025
Stage 3	2026
Pre-feasibility study	Completed
Feasibility study	2020
FEED	2022-2023
Public procurement	2023
Construction	2024-2026
Commissioning/start up	2026

Estimated completion time: 2022 Stage 1, 2025 Stage 2 and 2026 Stage 3

Estimated value: EUR 405 million

The project is at an early phase with the completed Pre-feasibility Study.

Inclusion in international plans

2020 ENTSOG TYNDP: TRA-N-598

Changes compared to the previous TYNDP

	2019-2028 TYNDP	2020-2029 TYNDP
Project description	<ul style="list-style-type: none"> ▪ Stage 1: -construction of the pipeline and of the related equipment in the Horia–Borș direction ▪ Stage 2: -construction of the pipeline and of the related equipment in the Borș–Abrămuț direction; -construction of a Gas Compressor Station at Medieșu Aurit; -construction of the pipeline and of the related equipment in the Huedin–Aleșd direction. ▪ Stage 3: - construction of the gas transmission pipeline and of the related equipment in the Abrămuț–Medieșu Aurit direction; - construction of the pipeline and of the related equipment in the Sărmășel–Medieșu Aurit direction 	There are no changes.
Estimated completion time	2022 – Stage 1 2025 – Stage 2 2026 – Stage 3	There are no changes.
Total estimated project value (mil. Euro)	405	There are no changes.

7.11 Increase in the gas transmission capacity of the interconnection Romania-Bulgaria, in the Giurgiu-Ruse direction

In July 2017, in Bucharest, Transgaz, Bulgartransgaz, DESFA, FGSZ and ICGB signed a Memorandum of Understanding on the Vertical Corridor. In order to achieve its scope, the parties agreed to assess the technical requirements such as new pipelines, interconnections or enhancements of the national transmission systems.

The estimations in terms of the gas transport in the Southern part of Europe illustrate a rapid evolution and the new key projects to be achieved in this area envisage gas flows in the direction South-North.

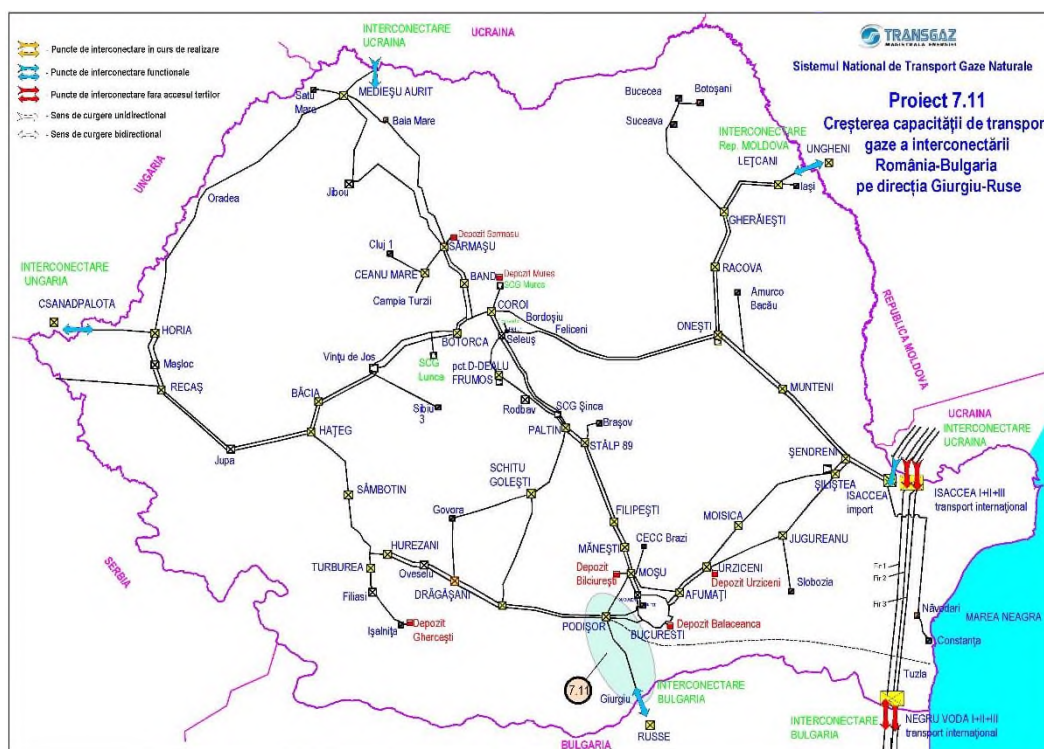


Figure 20- Increase in the gas transmission capacity of the interconnection Romania-Bulgaria, in the direction Giurgiu-Ruse

Project description

Based on the capacities, the project consists of:

- construction of a new gas transmission pipeline and of the related facilities
- construction of a new Danube undercrossing
- enhancement of SMG Giurgiu

Indicative project implementation schedule:

Development stages	Status / Estimated completion time
Pre-feasibility study	2019-2020
Feasibility study	2020-2021
FEED	2022-2024
Public procurement	2024
Construction	2025-2027
Commissioning/start up	2027

Estimated completion time: 2027

Estimated value: EUR 51.8 million

The project is at an early implementation stage, the capacities to be developed within this project will be later on established and the final technical solution will be based on such capacities.

Changes compared to the previous TYNDP:

	2019-2028 TYNDP	2020-2029 TYNDP
Project description	Based on the capacities, the project consists in: -the construction of a new gas transmission pipeline and the related facilities; -the construction of a new Danube undercrossing pipeline; -the extension of GMS Giurgiu.	There are no changes.
Estimated completion time	2027	There are no changes.
Total estimated project value (mil. Euro)	51.8	There are no changes.

7.12 Eastring-Romania

The Eastring project promoted by Eustream is a bidirectional gas transmission pipeline dedicated to Central and South-Eastern Europe which is meant to interconnect the gas transmission systems of Slovakia, Hungary, Romania and Bulgaria in order to ensure access to the Caspian and Middle East gas reserves.

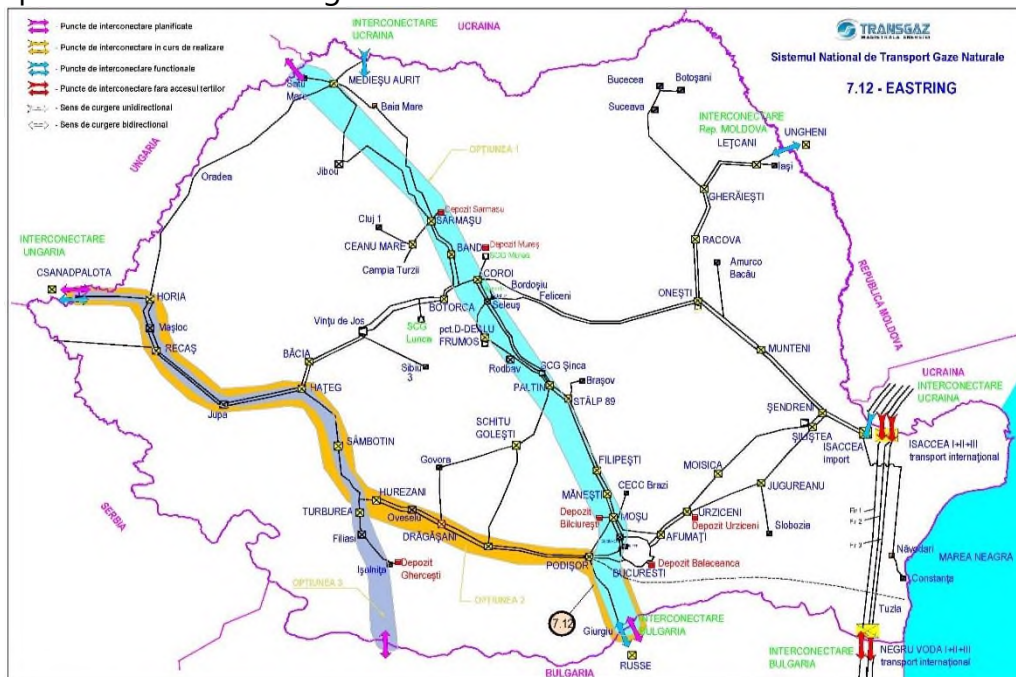


Figure 21- Eastring

Project description

EASTRING is a bidirectional gas transmission pipeline with an annual capacity between 225.500 GWh and 451.000 GWh (approx. 20 bcm up to 40 bcm) which connects Slovakia with the EU external border through Bulgaria, Hungary and Romania.

EASTRING will ensure the most cost-reflective and direct transmission route between the gas platforms from the Western European region and the Balkans/Western Turkey – a region with very high potential to offer gas from various sources. The possibility to diversify transmission routes and gas supply sources will safeguard the regional security of gas supply to the region, mainly in the South-Eastern European countries.

According to the feasibility study, the project will be implemented in two stages as follows:

- Stage 1 – Maximum capacity 20 bcm/y;
- Stage 2 – Maximum capacity 40 bcm/y.

Indicative project implementation schedule:

Development stages	Status / Estimated completion time
Stage 1	2025
Pre-feasibility study	Completed
Feasibility study	Completed
FEED	2019-2023
Public procurement	2022-2023
Construction	2023-2025
Commissioning/start up	2025
Stage 2	2030
Pre-feasibility study	Completed
Feasibility study	Completed
FEED	2025-2028
Public procurement	2028-2029
Construction	2028-2030
Commissioning/start up	2030

Estimated completion time: 2025 Stage 1, 2030 Stage 2

Estimated investment:

- **Stage 1 - EUR 1,297 mil. for Romania (EUR 2,600 mil. – total);**
- **Stage 2 - EUR 357 mil. for Romania (EUR 739 mil. – total).**

In 2018 the Feasibility Study was completed. The scope of the Feasibility Study was the design of a bidirectional pipeline to interconnect the Slovakian gas transmission system with the South-Eastern European border (Black Sea or Turkey) through Hungary, Romania and Bulgaria.

Project inclusion in international plans

- **PCI Project (List III):** 6.25.1;
- **2020 ENTSOG TYNDP (Eastring–Romania):** TRA-A-655.

Changes compared to the previous TYNDP

	2019-2028 TYNDP	2020-2029 TYNDP
Project description	Bidirectional gas interconnection pipeline with an annual capacity ranging from 225,500 GWh and 451,000 GWh (approx. 20 bcm up to 40 bcm), connecting Slovakia with the EU external border across Bulgaria, Hungary and Romania.	There are no changes.
Estimated completion time	2025 – Stage 1 2030 – Stage 2	There are no changes.
Total estimated project value (mil. Euro)	Stage 1 - EUR 1,297 mil. for Romania (EUR 2,600 mil. –total); Stage 2 - EUR 357 mil. for Romania (EUR 739 mil. – total).	There are no changes.

7.13 Monitoring system, data control and acquisition for the cathodic protection stations related to the National Gas Transmission System

The implementation of the data acquisition, control and monitoring system for the cathodic protection system will ensure increased durability and safety in the operation of the transmission pipelines based on the data acquired, will ensure simplicity in operation for a complex pipeline protection system with low maintenance costs.

At the same time, it will provide information about the electro-security of the pipeline as well as for the intrinsic cathodic protection (without external cathodic power source) by providing information at some points or sections for the limiting recovery of the induced alternating currents in the pipeline.

Project description

At TRANSGAZ SA, the cathodic protection stations are the main active protection system of the gas transmission pipelines.

There are currently approximately 1.038 cathodic protection stations recorded (CPS). The reduction in the corrosion of the pipelines maintaining them in operation for a longer period of time and the reduction in the maintenance costs are the main objectives.

The centralized cathodic protection system will provide the possibility the remotely set, monitor and operate clearly and precisely the points of interest in the system, it will eliminate costs related to data reading it will avoid the situations when because of the weather conditions it is impossible to read data and human errors, it will allow for the distributed control of the locations, it will reduce operation and maintenance costs and considerably reduce the configuration time.

The implementation of such a system will reduce the micro-management, the testing time and the commissioning.

The architecture distributed will offer minimum unavailability risks and it will offer maximum viability of the cathodic protection system.

The system will be intuitive, easy to use and acceptable in any SCADA system structure and the training requirements for the operators are short and simple.

The implementation of such a system will reduce personnel costs and will train the personnel responsible for operation and maintenance.

The decision on the system maintenance and the related regulation of the cathodic protection station in integrated system will be the decision of a well-trained dispatcher relying on the data received in real time and based on a historical data base.

The remote control of the parameters of the cathodic protection stations and corrosion monitoring in the critical points of the gas transmission system is mandatory for corrosion reduction and proper management of the power consumers in each location.

The implementation of the SCADA system for cathodic protection will ensure increased sustainability and safety in the exploitation of the gas transmission pipelines based on the data acquired it will ensure the simple operation of a complex pipeline protection system.

Indicative project implementation schedule:

Development stages	Status/Estimated completion time
Feasibility study	2020
FEED	2020-2021
Environmental impact assessment	N/A
Obtaining the Environmental Agreement =	N/A
Technical documentation for obtaining the construction permit	N/A
Obtaining the construction permit	N/A
Making the final investment decision	2020
Construction	2021-2023
Commissioning/start up	2023

Estimated completion time: 2023

Estimated investment amount: EUR 8 million

Changes compared to the previous TYNDP

	2019-2028 TYNDP	2020-2029 TYNDP
Project description	-	There are no changes.
Estimated completion time	2023	There are no changes.
Total estimated project value (mil. Euro)	8	There are no changes.

7.14 Development of the SCADA system for the National Gas Transmission System

SNTGN Transgaz has implemented and commissioned in 2015 a SCADA system structured as follows:

- 2 central dispatching centres, Mediaş and Bucharest;
- 9 local dispatching units;
- 948 MRSs;
- 106 line valves;
- 33 technological nodes;
- 3 compressor stations;
- 4 international transmission stations;

- 2 import stations;
- 7 underground storage facilities.

The National Gas Transmission System has a continuous evolution justified by the dynamics of the gas flows circulated and the strategic position Romania has in ensuring the national and European energy independence and security:

- development of the Southern Transit Corridor on the territory of Romania for taking over the natural gas from the Black Sea shore;
- interconnection of the national gas transmission system with the T1 natural gas international transmission pipeline and reverse flow at Isaccea;
- NTS developments in the North-East of Romania in order to improve the natural gas supply of the area and to ensure the transmission capacities to/from the Republic of Moldova;
- enhancement of Bulgaria-Romania-Hungary-Austria bi-directional gas transmission corridor (BRUA-Phase III);
- capitalization of Romania's technical and energy resources through the development of the NTS interconnection projects with other European transmission systems (Ukraine, Moldova, Serbia, Hungary, Bulgaria);
- project on new NTS developments for taking over gas from the Black Sea shore;
- Romania-Serbia interconnection - interconnection of the National Gas Transmission System with the similar natural gas transmission system of Serbia;
- upgrading GMS Isaccea 1 and GMS Negru Vodă 1;
- interconnection of the national gas transmission system with the natural gas transmission system from Ukraine, on the Gherăesti-Siret direction;
- expansion, development and upgrading of natural gas transmission infrastructure (development of the natural gas compressor stations, modernization of the storage system infrastructure, etc.);
- meeting the legislative requirements imposed by the National Regulatory Authority for Energy (ANRE) regarding the integration into the SCADA system TRANSGAZ of all the exit points from the NTS, which were not included in the SCADA System implemented by the Supply Contract no.17095 / 2009.

Security of gas supply underlies any energy policy - any gas supply disruption has important consequences for the economies of EU Member States.

To strengthen this security, European Union countries need to diversify their energy drivers and energy sources, but at the same time to act for the modernization of natural gas transmission infrastructure.

The upgrading of the gas transmission infrastructure must be supported in the coming years by the development of an efficient and flexible SCADA system by modernizing the hardware and software architecture by migrating to a decentralized architecture with control distributed on organizational administrative units in accordance with the structure of SNGG TRANSGAZ.

Project description

The Project related to the *Development of the SCADA System (Supervisory Control and Data Acquisition) for the National Gas Transmission System* will consist in:

- analysis of the possibilities of optimizing the architecture of the SCADA system;
- upgrading/replacing, at the level of national/regional SCADA dispatching centres the obsolete hardware equipment in order to ensure, through the new firmware options/operating systems/ software applications used, an increase in the volume and power of data processing and the degree of computer security;
- ensuring a spare hardware/software capacity at the level of national and regional SCADA dispatching centres necessary for the future integration in the SCADA system of the NTS facilities to be commissioned in the period 2022-2027;
- additional integration of about 170 MRSs (Metering Regulating Stations) operational at the level of the National Gas Transmission System (NTS);
- ensuring the continuous transmission, real-time monitoring at national and regional SCADA dispatching centres, of the relevant and necessary technological parameters within the NTS facilities, in accordance with the level and pace of development of the technological installations in the short and medium term, in order to monitor and operate the NTS under conditions of safety, efficiency and protection of the environment;
- integration of the new local automations that will be commissioned by 2022 resulting from the refurbishment/ development of the gas compressor stations, technological nodes, line valves located on the main pipelines, etc.;
- installation of SCADA Intrusion Detection System LAN SCADA type systems;
- installation of dedicated IP&DS systems with supervision at the level of industrial protocols for sensitive applications (remotely controlled stations through the SCADA system: technological nodes, interconnection stations, compressor stations, future Pipeline automation systems);
- installation of a simulation system and PMS (Pipeline Monitoring Software) or NSM (Network Program Management);
- identification and provision of technical solutions for securing the industrial data network in which the control and data acquisition systems are installed (SCADA);

analysis of the technical opportunities regarding the design and construction of an emergency dispatching centre, if the study on the opportunity and necessity of the existence of an emergency dispatching centre so requires, training of SCADA operation/technical

Indicative project implementation schedule:

Development stages	Status/Estimated completion time
Feasibility study	2020 - 2021
FEED	2021 - 2022
Environmental impact assessment	N/A
Obtaining the Environmental Agreement	N/A

Technical documentation for obtaining the construction permit	N/A
Obtaining the construction permit	N/A
Making the final investment decision	2020 - 2021
Construction	2020 - 2023
Commissioning/start up	2023

Estimated completion time: 2023

Estimated investment amount: EUR 5.5 million

Changes compared to the previous TYNDP:

	2019-2028 TYNDP	2020-2029 TYNDP
Project description	-	There are no changes
Estimated completion time	2023	There are no changes
Total estimated value of the project (mil. Euro)	5.5	There are no changes

7.15 Upgrading GMS Isaccea 2 and GMS Negru Voda 2 for enabling bidirectional flow on the T2 pipeline

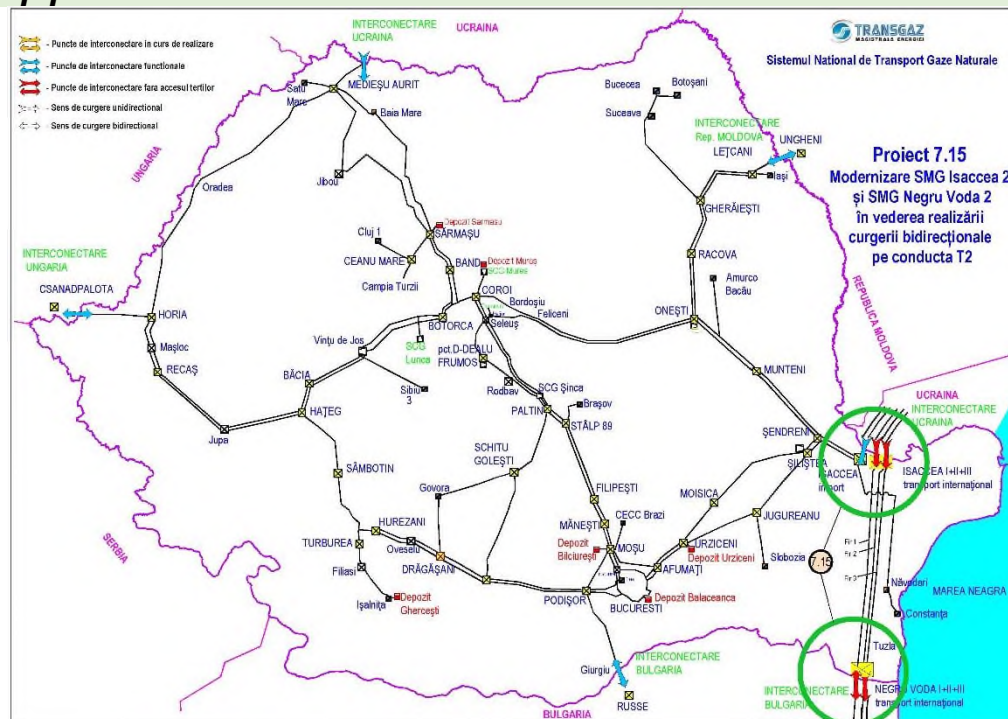


Figure 22 - Upgrading GMS Isaccea 2 and GMS Negru Voda 2 for enabling bidirectional flow on the T2 pipeline

Project description

In order to ensure the bidirectional flow at the border with Ukraine and Bulgaria on the T2 transit pipeline, it is necessary to upgrade the gas metering stations GMS Isaccea 2 and GMS Negru Vodă 2.

1. Gas Metering Station GMS Isaccea 2

The upgraded metering station will be equipped with a separation/filtration installation and a metering installation:

- the separation/filtration is ensured by a separation/filtration battery;
- the metering installation will consist of several parallel metering lines (operating and backup) equipped with ultrasonic meters for metering the quantities of natural gas delivered, each line being identically equipped with three independent metering systems (Pay, Check and Control); the independent systems Pay and Check will use dual ultrasound meters, and the Control systems will use a simple ultrasound meter.

The number of metering lines is sufficient to allow the metering of the gas quantities which will be delivered through the GMS. The number of lines in operation will depend on the gas quantities to be circulated through the GMS. To verify the traceability of the ultrasonic meters on the metering lines, they shall be regularly connected in series with a reference metering line equipped with a turbine meter.

If one of the systems no longer meets the established standards and/or error limits, the relevant metering line shall be closed and withdrawn from normal operation until the causes of these malfunctions have been remedied.

The volumes resulting from the independent measurement of the Pay, Check and Verification systems will be continuously monitored.

2. Gas Metering Station GMS Negru Vodă 2

The upgraded Metering Station will be equipped with a separation/filtering equipment and metering equipment:

- the separation/filtering is ensured by a separation/filtering battery;
- the metering installation will consist of several parallel metering lines (operating and backup) equipped with ultrasonic meters in order to measure the gas quantities delivered, each line being identically equipped with two independent metering systems (Pay and Check); the independent Pay and Check systems will use dual ultrasonic meters.

The number of metering lines is sufficient to allow the metering of the gas quantities that will be delivered through the GMS. The number of lines in operation will depend on the quantities of natural gas to be transported through the GMS. In order to check the traceability of the ultrasonic meters on the metering lines, they shall be regularly connected in series with a reference metering line equipped with a turbine meter.

If one of the systems no longer meets the established standards and/or error limits, the respective metering line shall be closed and withdrawn from normal operation until the causes of such malfunctions have been remedied.

The project involves the upgrading of the two metering stations for the existing capacities and offers the possibility to operate bidirectionally at Isaccea as well.

The volumes resulting from the independent metering of the Pay and Check systems will be continuously monitored.

Indicative project implementation schedule:

Development stages	Status/Estimated completion time
Feasibility study	2021-2022*
FEED	2022-2023*
Technical documentation for obtaining the construction permits	2023*
Obtaining the construction permit	2023*
Making the final investment decision	2023*
Construction	2023-2024*
Commissioning/start-up	2024*

* The project will be developed according to the results of the evaluation of the market demand for incremental capacity for the interconnection points located on the T2 and T3 pipelines on the Bulgaria - Romania - Ukraine (Trans-Balkan Corridor) transmission direction.

Estimated completion time: 2024

Estimated investment amount: EUR 26.65 million

7.16 Upgrading GMS Isaccea 3 and GMS Negru Voda 3 for enabling bidirectional flow on the T3 pipeline

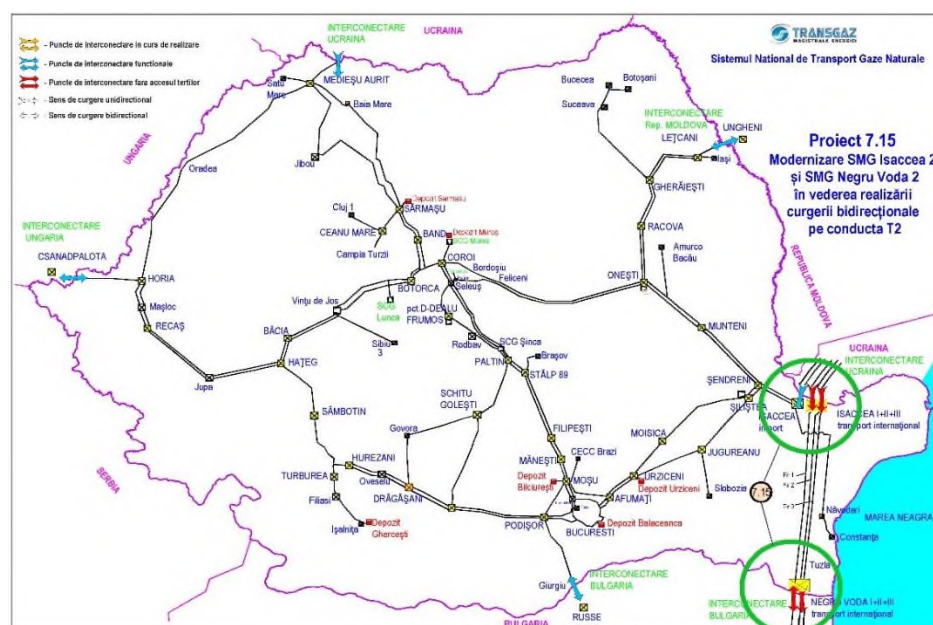


Figure 23- Upgrading GMS Isaccea 3 and GMS Negru Voda 3 for enabling bidirectional flow on the T3 pipeline

In order to ensure the bidirectional flow at the border with Ukraine and Bulgaria on the T3 transit pipeline, it is necessary to upgrade the natural gas metering stations GMS Isaccea 3 and GMS Negru Vodă 3.

1. Gas Metering Station GMS Isaccea 3

The upgraded metering station will be equipped with a separation/filtration installation and a metering installation:

- the separation/filtration is ensured by a separation/filtration battery;
- the metering installation will consist of several parallel metering lines (operating and backup) equipped with ultrasonic meters for metering the quantities of natural gas delivered, each line being identically equipped with three independent metering systems (Pay, Check and Control); the independent systems Pay and Check will use dual ultrasound meters, and the Control systems will use a simple ultrasound meter.

The number of metering lines is sufficient to allow the measurement of the gas quantities that will be delivered through the GMS. The number of lines in operation will depend on the quantities of natural gas to be transported through the GMS. To check the traceability of the ultrasonic meters on the metering lines, they shall be regularly connected in series with a reference metering line equipped with a turbine meter.

If one of the systems no longer meets the established standards and/or error limits, the respective metering line shall be closed and withdrawn from normal operation until the causes of these malfunctions have been remedied.

The volumes resulting from the independent metering of the Pay, Check and Control systems will be continuously monitored.

2. Gas Metering Station GMS Negru Vodă 3

The upgraded metering station will be equipped with a separation/filtration installation and a metering installation:

- the separation/filtration is ensured by a separation/filtration battery;
- the metering installation will consist of several parallel metering lines (operating and backup) equipped with ultrasonic meters for metering the quantities of natural gas delivered, each line being identically equipped with two independent metering systems (Pay, Check and Control); the independent systems Pay and Check will use dual ultrasound meters.

The number of metering lines is sufficient to allow the measurement of the gas quantities that will be delivered through the GMS. The number of lines in operation will depend on the quantities of natural gas to be transported through the GMS. To check the traceability of the ultrasonic meters on the metering lines, they shall be regularly connected in series with a reference metering line equipped with a turbine meter.

If one of the systems no longer meets the established standards and/or error limits, the respective metering line shall be closed and withdrawn from normal operation until the causes of these malfunctions have been remedied.

The project involves the upgrading of the two metering stations for the existing capacities and offers the possibility to operate bidirectionally at Isaccea as well.

The volumes resulting from the independent metering of the Pay and Check systems will be continuously monitored.

Indicative project implementation schedule:

Development stages	Status/Estimated completion time
Feasibility study	2023-2024*
FEED	2024-2025*
Technical documentation for obtaining the construction permits	2025*
Obtaining the construction permit	2025*
Making the final investment decision	2025*
Construction	2026-2027*
Commissioning/start-up	2028*

*The project will be developed according to the results of the evaluation of the market demand for incremental capacity for the interconnection points located on the T2 and T3 pipelines on the Bulgaria - Romania - Ukraine (Trans-Balkan Corridor) transmission direction

Estimated completion time: 2028

Estimated investment amount: EUR 26.65 million

7.17 Interconnection between NTS and the Black Sea LNG Terminal

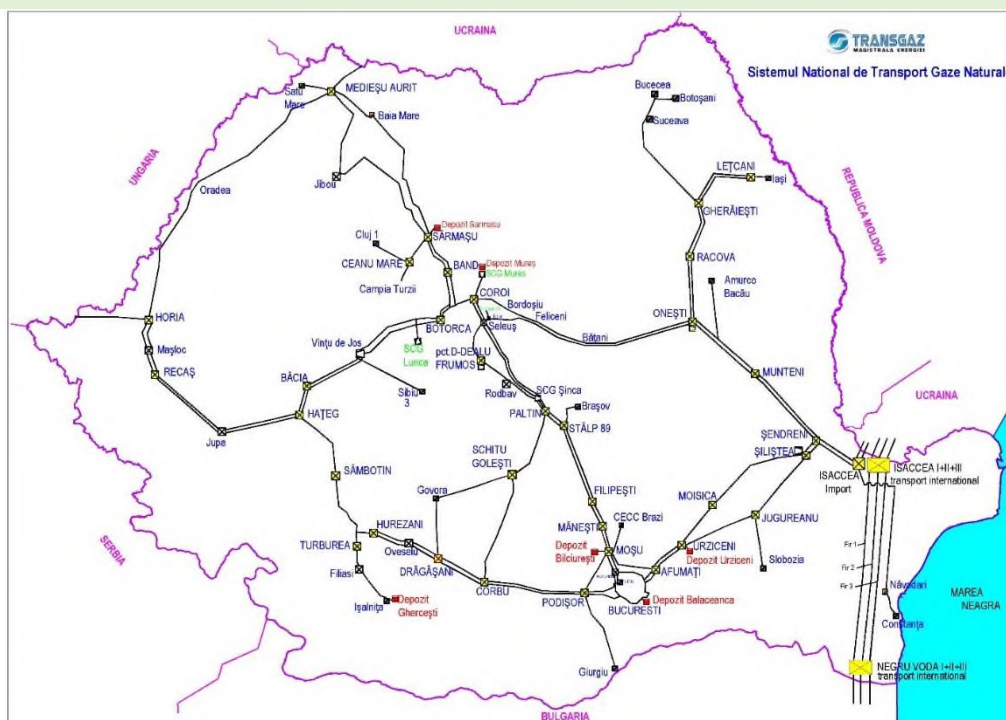


Figure 24 - Interconnection between NTS and the Black Sea LNG Terminal

Project description

The taking over of Black Sea gas through a LNG terminal involves the interconnection of the national gas transmission system and of the LNG terminal by the construction of a gas transmission pipeline, approximately 25 km long, from the Black Sea coast to the T1 and T2 pipelines.

The design capacity and pressure for this pipeline will be determined based on the Black Sea gas quantities available.

Indicative project implementation schedule:

Development stages	Status/Estimated completion time
Feasibility study	2022-2023
FEED	2023-2024
Technical documentation for obtaining the construction permits	2025
Obtaining the construction permit	2025
Making the final investment decision	2025
Construction	2026-2028
Commissioning/start-up	2028

Estimated completion time: 2028

Estimated value of the investment: EUR 19.6 million

8. DEVELOPMENT DIRECTIONS OF THE GAS STORAGE SYSTEM

I. OPERATED BY DEPOGAZ PLOIESTI – MAJOR STORAGE PROJECTS



Figure 25 – Major natural gas storage projects – Depogaz

8.1 Modernization of Bilciurești underground gas storage system infrastructure

The project aims at increasing the daily delivery capacity for the gas in the Bilciurești storage up to a 20 million m³/day flow and ensuring increased safety during operation.

Project description:

The project consists in:

- the modernisation of the separation, metering and drying facilities of the Bilciurești groups;
- the systematisation and modernisation of the gas suction/discharge pipeline system and modernisation of cooling system of Butimanu compressor station;
- the modernisation of 19 injection/extraction wells;
- the drilling of 4 new wells;
- a new gas transmission pipeline (11 km) between the Bilciurești storage and the Butimanu compressor station.

The project will be implemented by stages for not impeding the gas storage activity.

Indicative project implementation schedule

Development stages	Stage/Estimated completion time
Feasibility study	Completed
FID	Completed
Engineering	Staged 2018 - 2020
Technical documentation for obtaining the construction permits and for obtaining the Construction Permit	Staged 2018 - 2022
Bidding and procurement documents	Staged 2018 - 2022
Construction	Staged 2018 - 2025
Commissioning/start of operation	Staged 2019 - 2025

Estimated completion time: 2025

Total estimated value of the investment: EUR 59 million

Changes as compared to the previous NTS development plans

	2018-2027 TYNDP	2019-2028 TYNDP	2020-2029 TYNDP
Project description	<ul style="list-style-type: none"> – upgrading of separation, metering and drying facilities Bilciurești; – systematization and modernization of aspiration / discharge gas pipeline system and modernization of cooling system compressor station Butimanu; – upgrading of 19 injection / extraction wells; – drilling 4 new probes; – New gas transmission pipeline (11 Km) between the Bilciurești storage facility and the Butimanu compressor station. 	There are no changes.	There are no changes.
Estimated completion time	2025	There are no changes.	There are no changes.
Total estimated project value (mill. Euro)	59	There are no changes.	There are no changes.

8.2 Increasing underground gas storage capacity at the Ghercești Underground Gas Storage Facility

The project aims at completing the Ghercești gas storage system infrastructure to ensure the operating conditions at the capacity of 600 million cm/cycle.

Project description:

The project consists in:

- gas compressor station;
- expansion of gas drying and metering installations;
- upgrading of 20 injection/withdrawal wells;
- Ghercești gas storage facility/NTS interconnection;
- inactive gas reserves.

Indicative project implementation schedule

Development stages	Stage/Estimated completion time
Feasibility study	2021
FID	2021
Engineering	2022
Technical documentation for obtaining the construction permits and for obtaining the Construction Permit	2023
Bidding and procurement documents	2024
Construction	2026
Commissioning/start of operation	2026

Estimated completion time: 2026

Total estimated value of the investment: EUR 122 million

Amendments as compared to the previous NTS development plans

	2018-2027 TYNDP	2019-2028 TYNDP	2020-2029 TYNDP
Project description	<ul style="list-style-type: none"> – gas compressor station; – expansion of gas drying and metering installations; – upgrading of 20 injection/withdrawal wells; – Ghercești gas storage facility/NTS interconnection; – Inactive gas reserves. 	There are no changes.	There are no changes.
Estimated completion time	2025	2026	There are no changes.
Total estimated project value (mill. Euro)	122	There are no changes.	There are no changes.

8.3 New underground storage facility in Falticeni (Moldova)

The project aims at the development of a new underground gas storage facility in North-East Romania (the Moldova area).

Project description:

Conversion into underground storage facility of one or several of the following depleted fields: Pocoleni, Comănești, Todirești or Davideni.

Features:

- a capacity of approximately 200 million cm/cycle;
- an injection capacity of approximately 1.4 million cm/day;
- a withdrawal capacity of approximately 2 million cm/ day.

The project will consist in the following:

- gas compressor station;
- gas drying and metering installations;
- injection/withdrawal wells technological installations;
- injection/withdrawal well drilling;
- gas storage facility/NTS interconnection;
- base gas.

Indicative project implementation schedule

Development stages	Stage/Estimated completion time
Feasibility study	2021
Engineering	2023
FID	2025
Technical documentation for obtaining the construction permits and for obtaining the Construction Permit	2026
Bidding and procurement documents	2027
Construction	2029
Commissioning/start of operation	2029

Estimated completion time: 2029

Total estimated value of the investment: EUR 80 million

Changes as compared to the previous NTS development plans

	2018-2027 TYNDP	2019-2028 TYNDP	2020-2029 TYNDP
Project description	–Compressor stations; –Gas drying and metering installations; –installations injection/withdrawal wells technological; –injection/withdrawal wells drilling;	There are no changes.	There are no changes.

	–gas storage / NTS interconnection; –base gas.		
Estimated completion time	2025	2029	There are no changes.
Total estimated project value (mill. Euro)	80	There are no changes.	There are no changes.

8.4 Increasing the storage capacity of the Sărmășel underground gas storage facility (Transylvania)

The project aims at developing the current underground storage at Sărmășel by increasing capacity from 900 million m³/cycle to 1.550 million m³/cycle (an increase by 650 million m³/cycle), increasing the injection capacity by 4 million m³/day up to a total 10 million m³/day, increasing the extraction capacity by 4 million m³/day up to a total 12 million m³/day, by increasing the compressing capacity, a new above ground infrastructure for 59 injection-extraction wells, the drilling of new wells, etc.

Project description:

The project consists in:

- the extension of the compressor station;
- the extension of the gas drying and metering facilities;
- injection/ withdrawal wells technological installations;
- modernisation of 46 injection/withdrawal wells;
- drilling 15 new wells;
- base gas.

Indicative project implementation schedule

Development stages	Stage/Estimated completion time
Feasibility study	In progress
FID	2021
Engineering	2021
Technical documentation for obtaining the construction permits and for obtaining the Construction Permit	2021
Bidding and procurement documents	2021
Construction	2024
Commissioning/start of operation	2024

Estimated completion time: 2024

Total estimated value of the investment: EUR 136 million

Inclusion in international plans

The project is included in the NSI East Gas Corridor – (North-South East Gas Interconnection) for the Central and East European Region, from 900 million m³/cycle to 1,550 million m³/cycle, reference number **PCI 6.20.6**.

Changes as compared to the previous NTS Development Plans

	2018-2027 TYNDP	2019-2028 TYNDP	2020-2029 TYNDP
Project description	-extension of compressor station; - extension of drying and natural gas installations; -technological installations injection / extraction wells; -upgrading 46 injection/extraction wells; - drilling 15 new wells; -inactive natural gas reserve.	There are no changes	There are no changes.
Estimated completion time	2024	There are no changes	There are no changes.
Total estimated amount of the project (mill. Euro)	136	There are no changes	There are no changes.

II. OPERATED BY DEPOMUREȘ TARGU MUREȘ – MAJOR GAS STORAGE PROJECTS

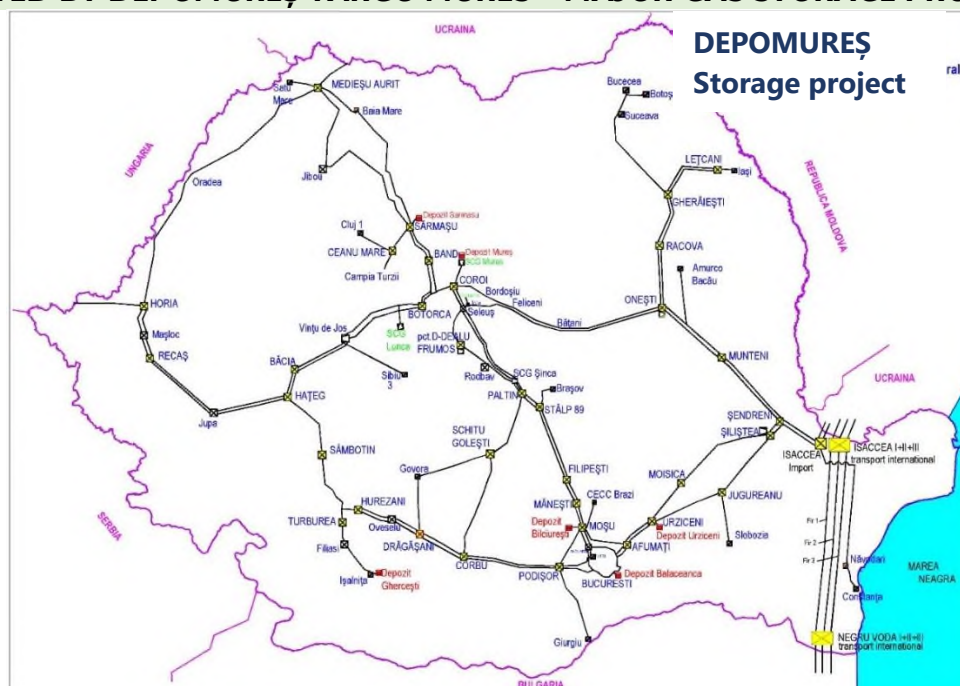


Figure 26 - Major natural gas storage projects - Depomures

8.5 Depomureş storage facility – Retrofitting and development of the Târgu Mureş underground storage facility

The project aims at the retrofitting and development of the Târgu Mureş underground gas storage facility for **the improvement of the technical conditions for the storage in the storage facility Targu Mureş and implicitly the increase in the level of performance of the services provided especially in the context of the current dynamics of the gas market.**

Project description:

The project initiated by Depomureş consists in the retrofitting and development of the Târgu Mureş gas underground storage, with a current capacity of 300 mill. m³.

The development project of the gas storage operator Depomures is a phased one (2 phases).

The main objectives of this project are (i) enhancing flexibility of the storage facility by increasing the daily injection and withdrawal capacity from the current average of approximately 1.7 mil. m³/day to approximately 3.5 mil. m³/day after the implementation of phase 1 of the project, and approximately 5 mil. m³/day, after the implementation of phase 2 of the development, and (ii) increasing the useful volume of the underground storage to 400 mil.m³ in a first phase (Phase 1), and to 600 mil.m³ in a later phase (Phase 2).

The project consists mainly in:

- a central gas station (compressors, drying facilities, bi-directional commercial metering board, related facilities)
- a new storage collector
- upgrading aboveground technological installations to increase the operating pressure, new wells.

Indicative project implementation schedule

Development stages	Stage/Estimated completion time *
Feasibility study	Completed
Engineering	Completed (Phase 1)
Technical documentation for obtaining the construction permits and for obtaining the Construction Permit	2021 (Phase 1)
Bidding and procurement documents	2021 (Phase 1)
Construction	2022 - 2023 (Phase 1)
Commissioning/start of operation	2023 (Phase 1)

*Phase 2 will be initiated only following completion of implementation of Phase 1.

**The implementation schedule is indicative, the estimated end time for the stages following to the updated depending on the FID date.

Estimated completion time: 2023 (Phase 1)

Total estimated value of the investment: EUR 87 million (Phase 1 and 2)

Estimated total value of investment (completion of Phase 1): approximately **EUR 30 million**, value included in the 2019-2023 5-year Prospective Study for the Targu-Mures underground gas storage.

FID Completion Phase 1: 2021 (estimated); FID Phase 2–after completion of Phase 1 implementation.

The investments related to the development project of Depomureş–phase 1 (main objective - gas compressor station) are included in the 2019-2023 5-year Prospective Study for the Targu-Mures underground gas storage, prepared in 2019, in accordance with ANRE Order 38/2019 on the approval of the *Procedure regarding the gas transmission system, distribution, storage operators and LNG terminals investment plans substantiation and approval criteria*.

In accordance with the company's statutory provisions, the project financing sources will be approved by the company's governing bodies (own funds, loans, non-refundable funds) at the taking of the final investment decision.

Inclusion in international plans

The Depomures Development Project was declared by the European Commission in 2013 as a Project of Common Interest ((PCI). The PCI status was reconfirmed by the European Commission later, in 2015, 2017 and 2019, when the updated lists of the European projects of common interest were published. The inclusion and preservation of the Depomureş project on the list of key European energy infrastructure projects of common interest proves and strengthens its strategic importance not only at national level but also at European level.

Thus, the project is included in the current list of Projects of Common Interest in the NSI Gas corridor (Central Eastern Europe) under reference number 6.20.4.

Changes as compared to the previous TYNDPs

	2018-2027 TYNDP	2019-2028 TYNDP	2020-2029 TYNDP
Project description	– central gas station (compressor units, gas drying, bidirectional fiscal gas metering panel,	There are no changes	There are no changes.

	neighbouring facilities); – new storage collector; – upgrading of above ground technological installations for increasing the operating pressure, new probes.		
Estimated completion time	2021 (Phase 1)	There are no changes	2023
Total estimated amount of the project (mill. Euro)	87 (Phase 1 and 2)	There are no changes	87 (Phase 1 and 2) 30 (Phase 1)

8.6 ANALYSIS OF STORAGE PROJECTS

8.6.1. The status of the projects by the final investment decision (FID):

Storage projects		2020 TYNDP	PCI (the 4 th list)	
8.1	Modernization of Bilciurești underground gas storage system infrastructure	UGS – F - 311		FID
8.2	Increasing underground gas storage capacity at the Ghercești underground gas storage facility	UGS - N - 398		LA non FID
8.3	New underground storage facility in Falticeni (Moldova)	UGS – N - 399		LA non FID
8.4	Increasing the storage capacity of the Sărmășel underground gas storage facility (Transylvania)	UGS – N - 371	6.20.6	A non FID
8.5	Retrofitting and development of the Târgu Mureș underground gas storage	UGS – A - 233	6.20.4	A non FID

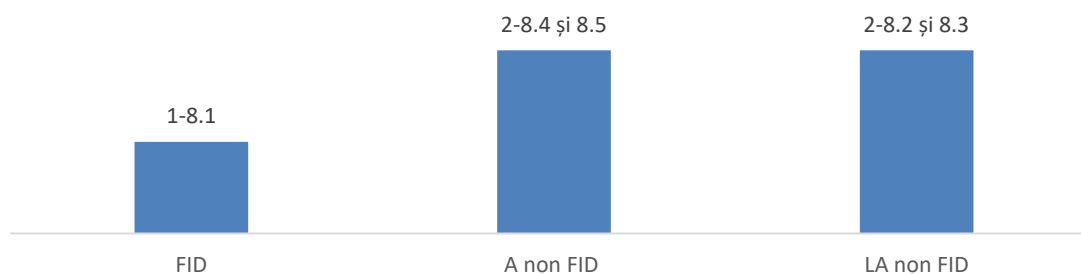


Chart 20 – Status of key storage projects

8.6.2. Cost of major storage projects

No.	Project	Estimated value mill. Euro	Completion deadline	Importance of the project
8.1	Modernization of Bilciurești underground gas storage system infrastructure	59	2025	Increasing the daily gas delivery capacity of the Bilciuresti storage facility
8.2	Increasing underground gas storage capacity at the Ghercești Underground Gas Storage Facility	122	2026	Increasing the daily gas delivery capacity of the Ghercești storage facility
8.3	New underground storage facility in Falticeni (Moldova)	80	2026	Increasing the gas storage facility capacity to ensure security of gas supply
8.4	Increasing the storage capacity of the Sărmășel underground gas storage facility (Transylvania)	136	2024	Increasing the gas storage facility capacity to ensure security of gas supply
8.5	Retrofitting and development of the underground gas storage facility Târgu Mureș	30 (Phase 1) 87 (Phase 1 and 2)	2023 (Phase 1)	Improvement of the technical storage conditions of Tg Mures storage capacity and implicitly increasing the performance level of the services provided, especially in the context of the current dynamics of the gas market
TOTAL storage projects		~ EUR 0.427 billion (EUR 0.484 billion with project 8.5 total)		

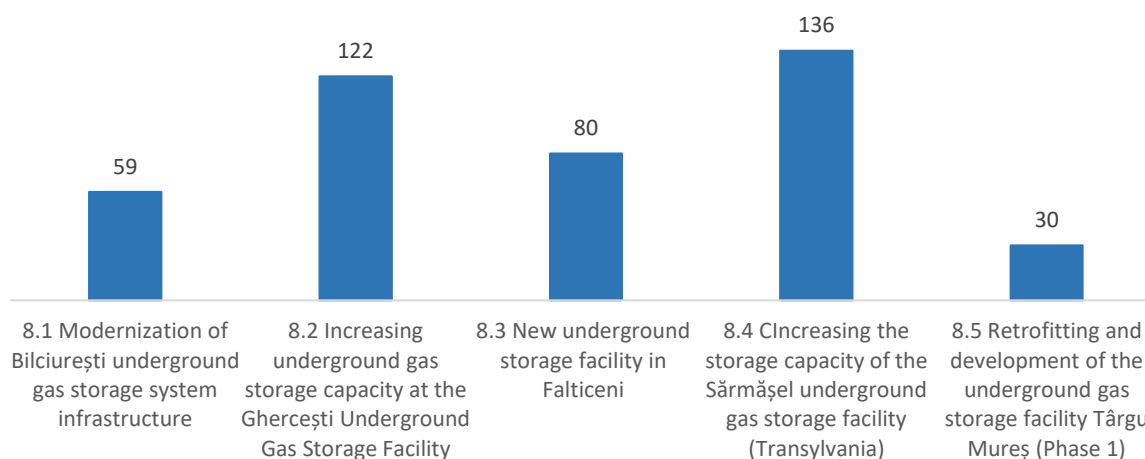


Chart 21 – Cost of major storage projects (mill. EURO)

The investment effort necessary for the achievement of major storage projects depending on the completion deadlines:

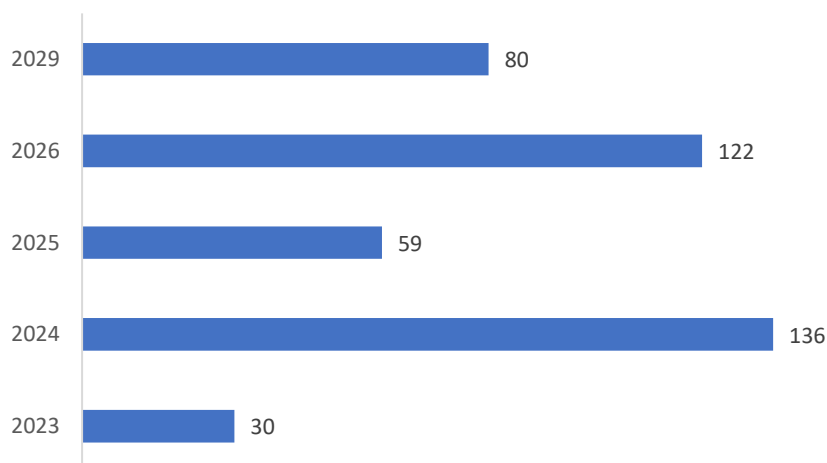


Chart 22 - Investment effort – depending on the completion deadlines (mill. EURO)

Regarding the projects *Upgrading of the gas storage system infrastructure – Bilciurești (FID project)* and *the Retrofitting and development of the underground gas storage facility Târgu Mureș (A non FID project)*, Transgaz confirms that it has the necessary capacity to take over the relevant quantities, considering the discussions held with Depogaz and Depomureș Târgu Mureș.

Regarding the projects:

- *Increasing underground gas storage capacity at the Ghercești Underground Gas Storage Facility* in the LA non FID stage (FID 2021);
- *New underground storage facility in Falticeni (Moldova)* in the LA non FID (FID 2023);

- Increasing the storage capacity of the Sărmășel underground gas storage facility (Transylvania) in the LA non FID (FID 2020);

Transgaz SA has not been yet involved in analyses and has not received requests for taking over capacity.

9. Analysis of Transgaz's strategic projects

9.1 Status of the Projects

According to the Final Investment Decision (FID) in the 2015 TYNDP projects were classified in two categories: FID projects – projects for which the Final Investment Decision was taken and non-FID projects for which the Final Investment Decision was not taken.

In the 2017 TYNDP the basic non-FID status was divided into the subcategories:

- Advanced Non-FID (A non-FID),
- Less advanced non-FID (LA non-FID).

Depending on such classification the drafts of the Ten Year gas Transmission Network Development Plan 2020-2029 is presented as follows:

Project no.	Project name	Status
7.1.1	Development on the Romanian territory of the National gas Transmission System on the Bulgaria – Romania – Hungary – Austria corridor – Phase I	FID
7.1.2	Development on the Romanian territory of the National gas Transmission System on the Bulgaria – Romania – Hungary – Austria corridor – Phase II	A non FID
7.2	Development on the Romanian territory of the Southern Corridor for taking over Black Sea shore gas	A non FID
7.3	Interconnection of the national gas transmission system with the international gas transmission pipeline T1 and reverse flow at Isaccea	FID
7.4	Project regarding the NTS development in the North-Eastern part of Romania for improving the security of gas supply in the area and to ensure the transmission capacities towards the Republic of Moldova	FID
7.5	Extension of the bidirectional gas transmission corridor Bulgaria – Romania – Hungary – Austria (BRUA Phase III)	LA non FID
7.6	Project on the new NTS developments for taking over Black Sea shore gas	FID
7.7	Romania - Serbia Interconnection	A non FID
7.8	Upgrading GMS Isaccea 1 and Negru Vodă 1	FID

7.9	Interconnection between the gas transmission systems of Romania and Ukraine in the Gherăești – Siret direction	LA non FID
7.10	Development/Upgrading of the gas transmission infrastructure in the North-Western part of Romania	LA non FID
7.11	Increase in the gas transmission capacity of the interconnection Romania-Bulgaria, in the Giurgiu-Ruse direction	LA non FID*
7.12	Eastring-Romania	LA non FID
7.13	Monitoring system, data control and acquisition for the cathodic protection stations related to the National Gas Transmission System	LA non FID*
7.14	Development of the SCADA system for the National Gas Transmission System	LA non FID*
7.15	Upgrading GMS Isaccea 2 and GMS Negru Voda 2 for enabling bidirectional flow on the T2 pipeline	LA non FID*
7.16	Upgrading GMS Isaccea 3 and GMS Negru Voda 3 for enabling bidirectional flow on the T3 pipeline	LA non FID*
7.17	Interconnection between NTS and the Black Sea LNG Terminal	LA non FID*

*Projects not included in the 2020 TYNDP

Table 12 – Status of key projects for 2020-2029

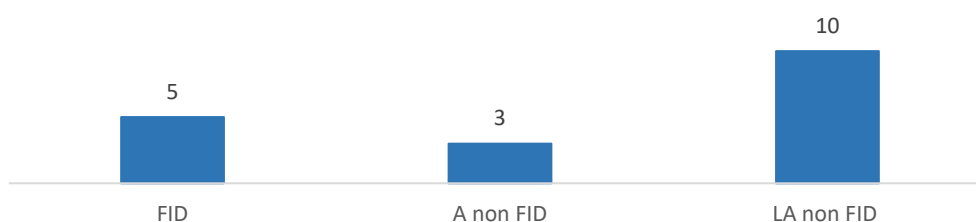


Chart 23 – Status of Transgaz key projects

Note

As compared to the 2019-2028 TYNDP all projects maintained their status.

Project no.	Project name	Projects for which the Open Season procedure applies
7.1.1	Development on the Romanian territory of the National gas Transmission System on the Bulgaria – Romania – Hungary – Austria corridor – Phase 1	x
7.1.2	Development on the Romanian territory of the National gas Transmission System on the Bulgaria – Romania – Hungary – Austria corridor – Phase 2	x

7.2	Development on the Romanian territory of the Southern Corridor for taking over Black Sea shore gas	x
7.3	Interconnection of the national gas transmission system with the international gas transmission pipeline T1 and reverse flow at Isaccea	
7.4	Project regarding the NTS development in the North-Eastern part of Romania for improving the security of gas supply in the area and to ensure the transmission capacities towards the Republic of Moldova	
7.5	Extension of the bidirectional gas transmission corridor Bulgaria – Romania – Hungary – Austria (BRUA Phase 3)	
7.6	Project on the new NTS developments for taking over Black Sea shore gas	x
7.7	Romania - Serbia Interconnection	
7.8	Upgrading GMS Isaccea 1 and Negru Vodă 1	
7.9	Interconnection between the gas transmission systems of Romania and Ukraine in the Gherăești – Siret direction	
7.10	Development/Upgrading of the gas transmission infrastructure in the North-Western part of Romania	
7.11	Increase in the gas transmission capacity of the interconnection Romania-Bulgaria, in the Giurgiu-Ruse direction	
7.12	Eastring-Romania	
7.13	Monitoring system, data control and acquisition for the cathodic protection stations related to the National Gas Transmission System	
7.14	Development of the SCADA system for the National Gas Transmission System	
7.15	Upgrading GMS Isaccea 2 and GMS Negru Voda 2 for enabling bidirectional flow on the T2 pipeline	
7.16	Upgrading GMS Isaccea 3 and GMS Negru Voda 3 for enabling bidirectional flow on the T3 pipeline	
7.17	Interconnection between NTS and the Black Sea LNG Terminal	

Table 13 – Projects for which the Open Season procedure applies

9.2 The cost of the projects

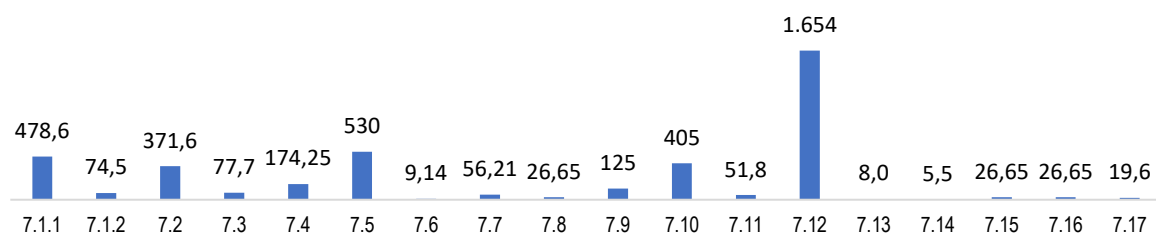


Chart 24 -Cost of major projects (mill. Euro)

Summary of the major projects:

No	Project no	Project	Estimated amount mill. Euro	Completion deadline	Importance of the project	Project status
1	7.1.1	Development on the territory of Romania of the National Gas Transmission System on the Bulgaria-Romania-Hungary-Austria Route (Phase I)	478.6	2020	Ensuring a natural gas transmission capacity to Hungary of 1.75 billion cm/year and 1.5 billion cm/year to Bulgaria. The importance of the project at the level of the European Union is reflected by the nomination of the project `Gas pipeline from Bulgaria to Austria via Romania and Hungary` on both the first and the second and third list of projects of common interest.	FID
2	7.1.2	Development on the territory of Romania of the National Gas Transmission System on the Bulgaria-Romania-Hungary-Austria Route (Phase II)	74.5	2022	Ensuring a gas transmission capacity to Hungary of 4.4 billion cm/year and 1.5 billion cm/year to Bulgaria. The importance of the project at the level of the European Union is reflected by the nomination of the project `Gas pipeline from Bulgaria to Austria via Romania and Hungary` on both the first and the second and the third list of projects of common interest	A non FID
3	7.2	Development of the Southern Trasmision Corridor on the territory of Romania for taking over natural gas from the Black Sea shore	371.6	2022	Taking-over natural gas to be produced in the Black Sea in the NTS for their transmission to the Romanian and European markets is of strategic importance to Transgaz. The importance of the project at the level of the European Union is reflected in the nomination of the Project on the second and third list of projects of common interest.	A non FID

No	Project no	Project	Estimated amount mill. Euro	Completion deadline	Importance of the project	Project status
4	7.3	Interconnection of the national gas transmission system with the international gas transmission pipeline T1 and reverse flow Isaccea	77.7 Phase 1: 8.8 Phase 2: 68.9	Phase 1: 2018 Phase 2: 2020	Transgaz is implementing this project to increase safety of gas supply, at the same time meeting the requirements of the European Commission. This project is part of the first, second and third list of projects of common interest at EU level and will be carried out in two phases.	FID
5	7.4	Developments of the NTS in the Northeast Area of Romania in order to improve the natural gas supply of the area and to ensure transmission capacities to the Republic of Moldova	174.25	2021	Ensuring a transmission capacity of 1.5 billion cm/year at the interconnection point between the Romanian and Moldovan gas transmission systems.	FID
6	7.5	Extension of the bidirectional gas transmission corridor Bulgaria–Romania–Hungary–Austria (BRUA-Phase III)*	530	2025	Depending on the increase in offshore production, the Black Sea is considering the further development of the network: an additional route through the centre of Romania and a new interconnection with Hungary.	LA non FID
7	7.6	New developments for taking-over gas from the Black Sea shore.	9.14	2021	Creating an additional point for taking over natural gas from the Black Sea offshore exploitation blocks.	FID
8	7.7	Romania-Serbia Interconnection	56.21	2021	Construction of an interconnection pipeline with Serbia to diversify sources of supply and increase energy security in the region.	A non FID
9	7.8	Upgrading GMS Isaccea 1 and Negru Vodă 1	26.65	2021	Upgrading the gas metering stations at interconnection points to increase the level of energy security in the region.	FID
10	7.9	Interconnection of the national gas transmission system with the natural gas transmission system of Ukraine, Gherăești-Siret	125	2025	Establishing an interconnection with Ukraine in the direction of Gherăești-Siret, completing the project on NTS developments in the North-East area of Romania, in order to improve the natural gas supply in the area.	LA non FID
11	7.10	Development/Upgrading of the gas transmission infrastructure in the North-Western part of Romania	405	Stage 1 2022 Stage 2 2025 Stage 3 2026	Increasing the natural gas transmission capacities in the North-West of Romania to ensure the trends of consumption growth in the region.	LA non FID
12	7.11	Increase in the gas transmission capacity of the interconnection Romania-Bulgaria, in the Giurgiu-Ruse direction	51.8	2027	Improving the natural gas supply of the area.	LA non FID

No	Project no	Project	Estimated amount mill. Euro	Completion deadline	Importance of the project	Project status
13	7.12	Eastring-Romania	Phase 1: 1,297 Romania Phase 2: 357 Romania	Phase 1: 2025 Phase 2: 2030	EASTRING will be open to well-established sources as well as alternative sources. It will bring gas from new sources from the Caspian / Mediterranean / Black Sea / Middle East regions. At the same time, it will ensure the supply of Southeast Europe from European gas hubs. Total capacity will be available to any carrier or vendor.	LA non FID
14	7.13	Monitoring system, data control and acquisition for the cathodic protection stations related to the National Gas Transmission System	8	2023	Provides the ability to set, monitor and operate remotely and accurately the points of interest of the system, eliminates the cost of reading data, avoids situations where due to weather conditions it is not possible to read data and human errors, allow distributed control of locations, operating and maintenance costs, considerably reduces setup time.	LA non FID
15	7.14	Development of the SCADA system for the National Gas Transmission System	5.5	2023	Upgrading the natural gas transmission infrastructure by upgrading hardware and software architecture.	LA non FID
16	7.15	Upgrading GMS Isaccea 2 and GMS Negru Voda 2 for enabling bidirectional flow on the T2 pipeline	26.65	2024	Enabling bidirectional flow on the T2 pipeline, part of the Trans-Balkan Corridor.	LA non FID
17	7.16	Upgrading GMS Isaccea 3 and GMS Negru Voda 3 for enabling bidirectional flow on the T3 pipeline	26.65	2028	Enabling bidirectional flow on the T3, pipeline, part of the Trans-Balkan Corridor.	LA non FID
18	7.17	Interconnection between NTS and the Black Sea LNG Terminal	19.6	2028	Creating transmission capacity for taking over gas from the Black Sea LNG.	LA non FID
TOTAL			EUR 4,120.85 million			

- *on certain sections the existing capacities will be used by upgrading the National Gas Transmission System*

Total estimated amount of the FID projects:

No	Project no	Project	Estimated amount mill. Euro	Completion deadline	Importance of the project	Project status
1	7.1.1	Development on the territory of Romania of the National Gas Transmission System	478.6	2020	Ensuring a natural gas transmission capacity to Hungary of 1.75 billion cm/year and 1.5 billion cm/year to Bulgaria. The importance of the	FID

No	Project no	Project	Estimated amount mill. Euro	Completion deadline	Importance of the project	Project status
		on the Bulgaria-Romania-Hungary-Austria Route (Phase I)			project at the level of the European Union is reflected by the nomination of the project "Gas pipeline from Bulgaria to Austria via Romania and Hungary" on both the first and the second and third list of projects of common interest.	
2	7.3	Interconnection of the national gas transmission system with the international gas transmission pipeline T1 and reverse flow Isaccea	77.7 Phase 1: 8.8 Phase 2: 68.9	Phase 1: 2018 Phase 2: 2020	Transgaz is implementing this project to increase safety of gas supply, at the same time meeting the requirements of the European Commission. We mention that this project is part of the first, second and third list of projects of common interest at EU level and will be carried out in two phases.	FID
3	7.4	Developments of the NTS in the Northeast Area of Romania in order to improve the natural gas supply of the area and to ensure transmission capacities to the Republic of Moldova	174.25	2021	Ensuring a transmission capacity of 1.5 billion cm/year at the interconnection point between the Romanian and Moldovan gas transmission systems.	FID
4	7.6	New developments for taking-over gas from the Black Sea shore.	9.14	2021	Creating an additional point for taking over natural gas from the Black Sea offshore exploitation blocks.	FID
5	7.8	Upgrading GMS Isaccea 1 and Negru Vodă 1	26.65	2021	Upgrading the gas metering stations at interconnection points to increase the level of energy security in the region.	FID
TOTAL FID projects:			EUR 766.34 million			

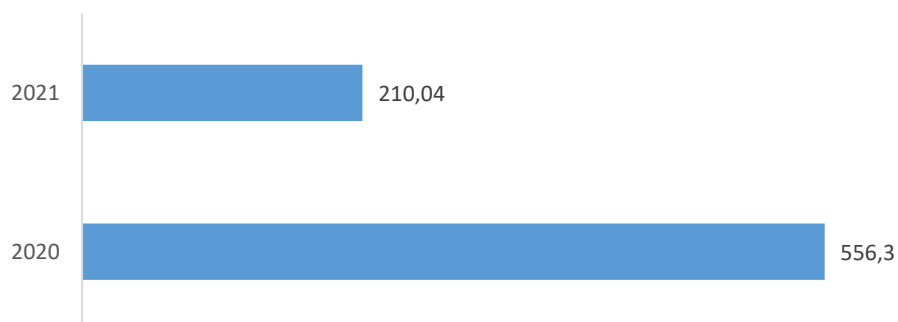


Chart 25– Investment effort of Transgaz for FID projects depending on the Estimated completion time (mill. Euro)

Total estimated amount of A non FID projects:

No	Project no	Project	Estimated amount mill. Euro	Completion deadline	Importance of the project	Project status
1	7.1.2	Development on the territory of Romania of the National Gas Transmission System on the Bulgaria-Romania-Hungary-Austria Route (Phase II)	74.5	2022	Ensuring a gas transmission capacity to Hungary of 4.4 billion cm/year and 1.5 billion cm/year to Bulgaria. The importance of the project at the level of the European Union is reflected by the nomination of the project "Gas pipeline from Bulgaria to Austria via Romania and Hungary" on both the first and the second and the third list of projects of common interest	A non FID
2	7.2	Development of the Southern Transmission Corridor on the territory of Romania for taking over natural gas from the Black Sea shore	371.6	2022	Taking-over natural gas to be produced in the Black Sea in the NTS for their transmission to the Romanian and European markets is of strategic importance to Transgaz. The importance of the project at the level of the European Union is reflected in the nomination of the Project on the second and third list of projects of common interest.	A non FID
3	7.7	Romania-Serbia Interconnection	56.21	2021	Construction of an interconnection pipeline with Serbia to diversify sources of supply and increase energy security in the region.	A non FID
TOTAL A non FID projects			EUR 502.31 million			



Chart 26 – Investment effort of Transgaz for A non FID projects depending on the Estimated completion time (mill. Euro)

The total estimated amount of the FID and A non FID projects:

No.	Status of the projects	Total estimated amount (mill. Euro)
1	FID projects	766.34
2	A non FID projects	502.31
TOTAL FID and A non FID projects		1,268.65

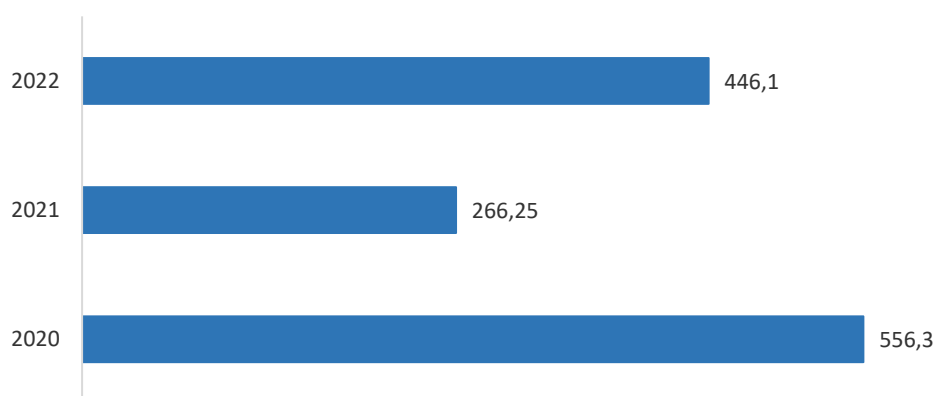


Chart 27 – Investment effort of Transgaz for FID and A non FID projects depending on the estimated completion time (mill. Euro)

For the period 2020-2029 Transgaz proposes the achievement of the following projects which are currently in an early stage (**LA non FID**).

Total estimated amount of the LA non FID projects:

No.	Project no	Project	Estimated value mill. Euro	Completion deadline	Importance of the project	Status of the project
1	7.5	Extension of the bidirectional gas transmission corridor Bulgaria–Romania–Hungary–Austria (BRUA-Phase III)*	530	2025	Depending on the increase in offshore production, the Black Sea is considering the further development of the network: an additional route through the centre of Romania and a new interconnection with Hungary.	LA non FID
2	7.9	Interconnection of the national gas transmission system with the natural gas transmission system of Ukraine, Gherăești-Siret	125	2025	Establishing an interconnection with Ukraine in the direction of Gherăești-Siret, completing the project on NTS developments in the North-East area of Romania, in	LA non FID

No.	Project no	Project	Estimated value mill. Euro	Completion deadline	Importance of the project	Status of the project
					order to improve the natural gas supply in the area.	
3	7.10	Development/Upgrading of the gas transmission infrastructure in the North-Western part of Romania	405	Stage 1 2022 Stage 2 2025 Stage 3 2026	Increasing the natural gas transmission capacities in the North-West of Romania to ensure the trends of consumption growth in the region.	LA non FID
4	7.11	Increase in the gas transmission capacity of the interconnection Romania-Bulgaria, in the Giurgiu-Ruse direction	51.8	2027	Improving the natural gas supply of the area.	LA non FID
5	7.12	Eastring-Romania	Phase 1: 1,297 Romania Phase 2: 357 Romania	Phase 1: 2025 Phase 2: 2030	EASTRING will be open to well-established sources as well as alternative sources. It will bring gas from new sources from the Caspian / Mediterranean / Black Sea / Middle East regions. At the same time, it will ensure the supply of Southeast Europe from European gas hubs. Total capacity will be available to any carrier or vendor.	LA non FID
6	7.13	Monitoring system, data control and acquisition for the cathodic protection stations related to the National Gas Transmission System	8	2023	Provides the ability to set, monitor and operate remotely and accurately the points of interest of the system, eliminates the cost of reading data, avoids situations where due to weather conditions it is not possible to read data and human errors, allow distributed control of locations, operating and maintenance costs, considerably reduces setup time.	LA non FID
7	7.14	Development of the SCADA system for the National Gas Transmission System	5.5	2023	Upgrading the natural gas transmission infrastructure by upgrading hardware and software architecture.	LA non FID
8	7.15	Upgrading GMS Isaccea 2 and GMS Negru Voda 2 for enabling bidirectional flow on the T2 pipeline	26.65	2024	Enabling bidirectional flow on the T2 pipeline, part of the Trans-Balkan Corridor.	LA non FID

No.	Project no	Project	Estimated value mill. Euro	Completion deadline	Importance of the project	Status of the project
9	7.16	Upgrading GMS Isaccea 3 and GMS Negru Voda 3 for enabling bidirectional flow on the T3 pipeline	26.65	2028	Enabling bidirectional flow on the T3, pipeline, part of the Trans-Balkan Corridor.	LA non FID
10	7.17	Interconnection between NTS and the Black Sea LNG Terminal	19.6	2028	Creating transmission capacity for taking over gas from the Black Sea LNG.	LA non FID
TOTAL LA non FID projects			EUR 2,852.20 mill.			

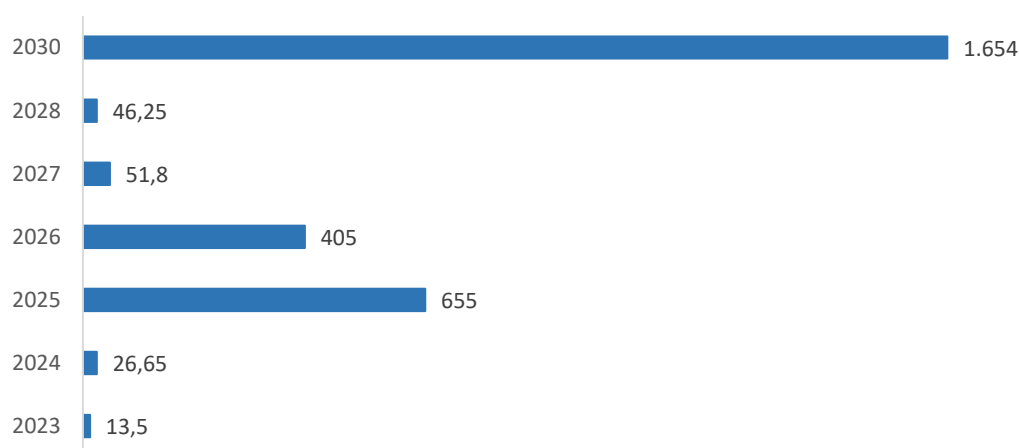


Chart 28 – Investment effort of Transgaz for LA non FID projects depending on the estimated completion time (mill. Euro)

9.3 Planning the investments related to Transgaz' Strategic Projects for the period 2020-2029

Project name	D mm	L km	Updated estimated amount (Mil. Euro)	Achievements 2013 - 2019 Mil. Euro	2020	2021	2022	2023	2024	2025	2026	2027	2028	2029	Project Status
Development on the Romanian territory of the	800	479	478.6	226.72	251.70	0.18									FID

National gas Transmission System on the Bulgaria – Romania– Hungary- Austria Route	800	50	74.5	0.24	2	50	22.26								A non FID
Development on the Romanian territory of the Southern transmission Corridor for taking over gas from the Black sea shore	1000/1200	308.3	371.6	1.45	9.10	213.60	147.45								A non FID
Interconnection of the national gas transmission system with the international gas transmission pipeline T1 and reverse flow Isaccea	800	66	77.7	9.5	68.20										FID
NTS developments in the North-Eastern area of Romania to improve gas supply in the area and to ensure Gas transmission capacity to the Republic of Moldova	700	165.15	174.25	2.67	95.5	76.08									FID
Enhancement of the bi-directional gas transmission corridor Bulgaria - Romania- Hungary- Austria (BRUA Phase III)	800	645*	530		0	0.66	132	132.67	132.67	132					LA non FID

Project for new NTS developments for taking over Black Sea gas	500	25	9.14	3.13	6.01	0								FID	
Romania-Serbia Interconnection	600	85	56.21	0.923	3.843	51.44								A non FID	
Upgrading GMS Isaccea 1 and GMS Negru Vodă 1			26.65	0.82	14.4	11.43								FID	
Interconnection of the national gas transmission system with the gas transmission system of Ukraine in the Gherăești – Siret direction	700	130	125	0	0	0.4	0.1	45	45	34.5				LA non FID	
Development/Upgrading of the gas transmission infrastructure in the North-Western part of Romania			405	0	0	0.3	80.9	80.9	80.9	80.9	81.1			LA non FID	
Increase in the gas transmission capacity of the interconnection Romania-Bulgaria, in the Giurgiu-Ruse direction			51.8	0	0	0	0.35	0.35	0.3	17	17	16.8		LA non FID	
Eastring-Romania			1.654**	0	0	26.2	137.5	267.7	425.4	442.3	4.9	37.8	73.7	117.1	LA non FID
Monitoring system, data control and acquisition for the cathodic protection stations related to the National Gas Transmission System			8	0	0	2.5	3	2.5						LA non FID	
Development of the SCADA system for the National Gas Transmission System			5.5	0	0.15	0.15	2	3.2						LA non FID	

Upgrading GMS Isaccea 2 and GMS Negru Voda 2 for enabling bidirectional flow on the T2 pipeline			26.65	0	0	0.4	0.55	12.85	12.85					LA non FID
Upgrading GMS Isaccea 3 and GMS Negru Voda 3 for enabling bidirectional flow on the T3 pipeline			26.65	0	0	0	0	0.2	0.45	0.2	11.4	11.4	3	LA non FID
Interconnection between NTS and the Black Sea LNG Terminal			19.6	0	0	0	0.1	0.1	0.2	0.2	6	7	6	LA non FID
TOTAL of which:			4,120.85	245.46	450.90	433.34	526.21	545.47	697,77	707.10	120.40	73.0	82.7	117.10
TOTAL FID and A non FID PROJECTS			1,268.65	245.46	450.75	402.73	169.71							

** On certain sections, existing capacities will be used by upgrading the National Transmission System*

***EUR 1.654 million is the estimated value of the project with completion deadline 2030. The table illustrates the split of the project until 2029 (EUR 1.532.6 million).*

Table 14 – Planning of 2020-2029 key projects

The annual investment effort of SNTGN Transgaz SA for the execution of all projects (the LA non FID included) is as follows:

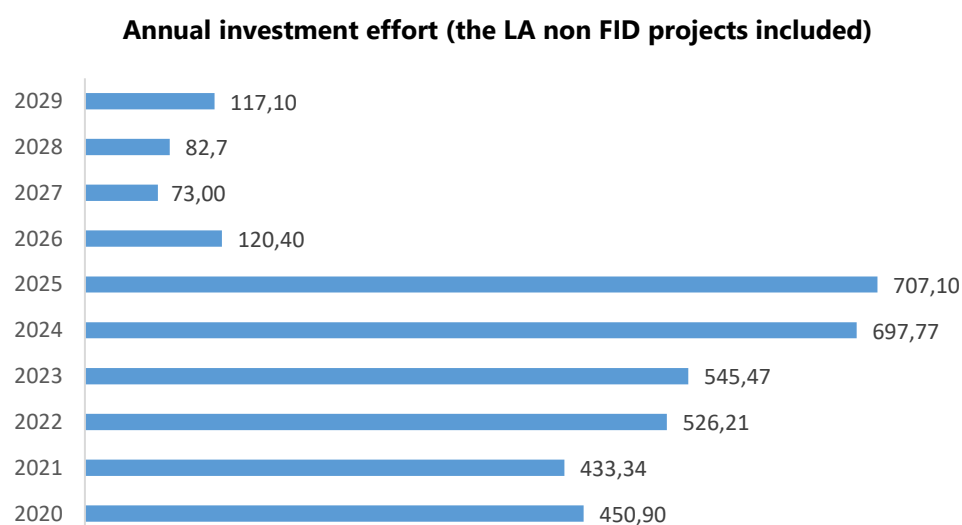


Chart 29 – Annual investment effort (the LA non FID projects included) -mil. Euro

The annual investment effort of SNTGN Transgaz SA for the execution of the **FID and A non FID projects** is as follows:

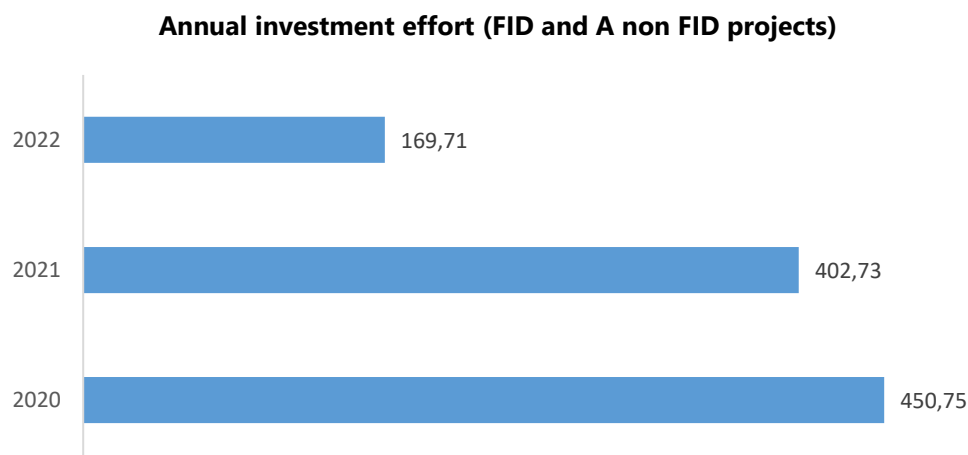


Chart 30- Annual Investment effort for the achievement of FID and non FID projects -mil. Euro

9.4 Project benefits

By ensuring the link between different sources of gas supply and the European market, these investment projects contribute to the meeting of the European goals, the main benefits of which being as follows:

- Integration of the gas market and interoperability of the gas transmission systems in the region;
- Gas price convergence in the region;
- Increasing the flexibility of the European gas transmission system by making bidirectional gas flow interconnections;
- Ensuring access for Romania and the European Union to a new gas supply source by the interconnection of the BULGARIA - ROMANIA - HUNGARY – AUSTRIA corridor with the Black Sea;
- Increasing competition on the European gas market by diversifying sources, transmission routes and the companies active in the region;
- Increasing the security of gas supply;
- Reducing dependence on Russian gas imports;
- Stimulating the production development of renewable energy in the region (especially wind and solar energy) considering the possibility of using natural gas as a renewable option for renewable energies, which leads to a significant increase in the sustainability of the proposed projects.

9.5 Comparison draft 2020 ENTSOG TYNDP / 2020 – 2029 Development Plan for the National Gas Transmission System (PDSNT)

No.	Project code 2020 PDSNT	PDSNT project name	Project code 2020 TYNDP	2020 TYNDP project name
1	7.1.1.	Development on the Romanian territory of the National gas Transmission System on the Bulgaria – Romania – Hungary – Austria corridor – (Phase I)	TRA-F-358	Development on the Romanian territory of the NTS (BG–RO–HU–AT) - Phase I
2	7.1.2.	Development on the Romanian territory of the National gas Transmission System on the Bulgaria – Romania – Hungary – Austria corridor – (Phase II)	TRA -A-1322	Development on the Romanian territory of the NTS (BG–RO–HU–AT) - Phase II
3	7.2.	Development on the Romanian territory of the Southern Corridor for taking over Black Sea shore gas	TRA-A-362	Development on the Romanian territory of the Southern Transmission Corridor
4	7.3.	Interconnection of the national gas transmission system with the international gas transmission pipeline T1 and reverse flow at Isaccea	TRA-F-139	Interconnection of the NTS with the DTS and reverse flow at Isaccea
5	7.4.	Project regarding the NTS development in the North-Eastern part of Romania for improving the security of gas supply in the area and to ensure the transmission capacities towards the Republic of Moldova	TRA-F-357	NTS developments in North-East Romania
6	7.5.	Extension of the bidirectional gas transmission corridor Bulgaria – Romania – Hungary – Austria (BRUA Phase III)	TRA-N-959	Further enlargement of the BG—RO—HU—AT transmission corridor (BRUA) phase 3
7	7.6.	Project on the new NTS developments for taking over Black Sea shore gas	TRA-F-964	New NTS developments for taking over gas from the Black Sea shore
8	7.7	Romania - Serbia Interconnection	TRA-A-1268	Romania-Serbia Interconnection

No.	Project code 2020 PDSNT	PDSNT project name	Project code 2020 TYNDP	2020 TYNDP project name
9	7.8	Upgrading GMS Isaccea 1 and Negru Vodă 1	TRA-F-1277	Upgrading GMS Isaccea 1 and GMS Negru Voda 1
10	7.9	Interconnection between the gas transmission systems of Romania and in Ukraine in the Gherăești – Siret direction	TRA-N-596	Interconnection between the RO and the UA gas transmission systems
11.	7.10	Development/Upgrading of the gas transmission infrastructure in the North-Western part of Romania	TRA-N-598	NTS developments in North-East Romania
12.	7.11	Increase in the gas transmission capacity of the interconnection Romania-Bulgaria, in the Giurgiu-Ruse direction		
13.	7.12	Eastring-Romania	TRA-A-655	Eastring - Romania
14.	7.13	Monitoring system, data control and acquisition for the cathodic protection stations related to the National Gas Transmission System		
15.	7.14	Development of the SCADA system for the National Gas Transmission System		
16.	7.15	Upgrading GMS Isaccea 2 and GMS Negru Voda 2 for enabling bidirectional flow on the T2 pipeline		
17.	7.16	Upgrading GMS Isaccea 3 and GMS Negru Voda 3 for enabling bidirectional flow on the T3 pipeline		
18.	7.17	Interconnection between NTS and the Black Sea LNG Terminal		
16.	-	Project completed	TRA-F- 029	Romania-Bulgaria Interconnection (EEPR-2009-INTg-RO-BG)

Table 15 - 2020 PDSNT/ 2020 TYNDP code comparison

Romania – Bulgaria interconnection project (TRA-F-029) – completed project

The Project for the Interconnection of the Gas Transmission Systems in Bulgaria and Romania on the Ruse-Giurgiu direction was carried out at the end of 2016 on the basis of the

Memorandum of Understanding signed between BULGARTRANSGAZ EAD and SNTGN Transgaz SA on 01.06.2009.

Project description

The Interconnection Project comprises the following objectives:

- above ground pipeline (DN 500, PN 40 bar, L= 5,1 km) on the Romanian territory between the Gas Metering Station (GMS) Giurgiu and the Danube undercrossing point on the Romanian shore and the GMS in the vicinity of Giurgiu – the implementation was the responsibility of SNTGN Transgaz SA;
- above ground pipeline (DN 500, PN 40 bar, L = 15,4 km) on the Bulgarian territory between the Gas Metering Station (GMS) Ruse and the Danube undercrossing point on the Bulgarian shore and the GMS in the vicinity of Ruse – the implementation was the responsibility of Bulgartransgaz EAD;
- Danube undercrossing with two pipelines (DN 500, PN 50 bar), each section with a length of 2.1 km, representing the Main Pipeline and the Back-up Pipeline - the implementation task was shared between Transgaz and Bulgartransgaz

The estimated total eligible amount of the project was approximately € 23 million, broken down as follows:

- approximately EUR 11 million, for the Romanian side
- approximately EUR 12 million for the Bulgarian side

The project received funding from the European Commission (under the EEPR program, Financing Decision C (2010) 5962/06.09.2010) of max. EUR 4.5 million for the Romanian section and no more than EUR 4.1 million for the Bulgarian section

The European Commission funding was split by activities ranging from 36% to 40% of the estimated eligible amount.

For the Danube River undercrossing the two Beneficiaries - TRANSGAZ and BULGARTRANSGAZ agreed to undertake, on the basis of cooperation agreements, two procurement procedures as follows:

- (a) for the Main Pipeline - under the Bulgarian Procurement Law
- (b) for the Back-up Pipeline- in accordance with the public procurement law in Romania;

Both public procurement procedures were successfully completed by concluding works contracts with the Contractors who were declared winners of the procedure as follows:

On **06.04.2016**, the works contract was signed for the Danube undercrossing by the main pipeline, between TRANSGAZ - BULGARTRANSGAZ and SC HABAU PPS PIPELINE SYSTEMS SRL Ploiești, Romania.

The operations related to the construction of the main pipeline were completed, the Minutes for the Commissioning was signed on 4.11.2016.

On **30.05.2016**, TRANSGAZ and BULGARTRANSGAZ signed the contract with the bidder who was declared the winner of the tender for the construction of the Danube undercrossing pipeline – the Association of INSPET SA, the leader - HABAU PPS Pipeline Systems SRL, as associate.

The operations related to the construction of the back-up pipeline were completed. The Minutes for the Commissioning was signed on 22.12.2016.

The interconnection - completed in 2016 from a technical point of view - became operational after the capacity allocation auctions were held, in accordance with Regulation (EU) No. 2013/984 establishing a Network Code on Capacity Allocation Mechanisms on 1 January 2017.

The parties signed an Interconnection Agreement - in accordance with Regulation (EU) no. 2015/703 laying down a network code for interoperability and data exchange rules - which provides both for the operation of the Ruse-Giurgiu interconnection point and for the related capacity allocation procedure.

The technical characteristics of the interconnection are:

- Maximum transmission capacity– 1.5 bcm/y;
- Minimum transmission capacity – 0.5 bcm/y;
- nominal pressure – 50 bar;
- operating pressure – 21-40 bar;
- Diameter of the interconnection pipeline – DN 500.

Objectives	Status
Giurgiu Gas Metering Station (GMS)	Completed
Ruse Gas Metering Station (GMS)	Completed
The line valve assembly and the above ground pipeline from Giurgiu GMS to the valve assembly on the Romanian shore of the Danube	Completed
The line valve assembly and the above ground pipeline from Ruse GMS la to the valve assembly on the Bulgarian shore of the Danube	Completed
The protection pipe and the placement of the optic fibre for data transmission, undercrossing the Danube river	Completed
Connection of the optic fibre to the two GMS – Giurgiu and Ruse	Completed
The Danube river undercrossing (the main pipeline and the back-up pipeline)	Completed
MAIN PIPELINE	
BACKUP PIPELINE	Completed

9.6 Financing options

Every organization is required to adapt to the environment in which it operates, while maintaining its internal cohesion and minimizing the uncertainty that characterizes the transformations of the internal and external environment. In order for the organization to retain its identity as a result of adaptation efforts, its development must be planned with the utmost care, and this plan should be reviewed periodically.

The moment when the decision to make an investment is made, regardless of its nature and scale, is of great importance in the life of the organization. The Investment Decision **is one of the most accountable managerial decisions because the investment targets the long-term strategic objectives of the company and its sustainable development.**

At the analysis of the financial resources only the necessary for covering the FID and A non FID project was considered.

The financing for the implementation of the major projects for the development of the National Gas Transmission System in the period 2020 – 2029 are from:

- own sources;
- attracted sources.

The company considers the ensuring of the sources necessary for the financing of the FID projects. The value of the FID Major Transgaz Projects for the period 2020-2029, estimated at approximately EUR 766.34 million, will be 32% covered from own sources, and 68% from attracted sources.

SNTGN Transgaz SA endeavours, through sustained efforts, to obtain non-reimbursable financial assistance for the financing of investment projects with an impact on the modernization, upgrading and development of the NTS infrastructure, in order to obtain a financing mix that ensures the lowest cost in financing the development plan.

9.7 Do minimum and do maximum scenarios

The major projects were grouped by their status into two scenarios: *do minimum* (FID and A non FID projects) and *do maximum* (all of the projects). This classification is necessary for the environmental assessment purposes.

Variant 1 – Do minimum

Project no.	Project name	Status
Gas transmission		
7.1.1	Development on the Romanian territory of the National Gas Transmission System on the Bulgaria – Romania – Hungary – Austria Corridor – Phase I	FID

Project no.	Project name	Status
Gas transmission		
7.1.2	Development on the Romanian territory of the National Gas Transmission System on the Bulgaria – Romania – Hungary – Austria Corridor – Phase II	A non FID
7.2	Development on the Romanian territory of the Southern Transmission Corridor for taking over the Black Sea gas	A non FID
7.3	The interconnection of the national gas transmission system with the international gas transmission pipeline T1 and reverse flow Isaccea	FID
7.4	NTS developments in North-East Romania for enhancing gas supply to the area and for ensuring transmission capacities to the Republic of Moldova	FID
7.6	New NTS developments for taking over Black Sea gas	FID
7.7	Romania – Serbia Interconnection	A non FID
7.8	Upgrading GMS Isaccea 1 and GMS Negru Vodă 1	FID
Storage		
8.1	Modernization of Bilciurești underground gas storage system infrastructure	FID
8.4	Increasing the storage capacity of the Sărmășel underground gas storage facility (Transylvania)	A non FID
8.5	Retrofitting and development of the underground gas storage facility Târgu Mureș	A non FID

Table 16 – List of major projects – Base scenario (do minimum)

Variant 2 – Do maximum

Project no.	Project name	Status
Gas transmission		
7.1.1	Development on the Romanian territory of the National Gas Transmission System on the Bulgaria – Romania – Hungary – Austria Corridor – Phase I	FID
7.1.2	Development on the Romanian territory of the National Gas Transmission System on the Bulgaria – Romania – Hungary – Austria Corridor – Phase II	A non FID
7.2	Development on the Romanian territory of the Southern Transmission Corridor for taking over the Black Sea gas	A non FID
7.3	The interconnection of the national gas transmission system with the international gas transmission pipeline T1 and reverse flow Isaccea	FID

Project no.	Project name	Status
Gas transmission		
7.4	NTS developments in North-East Romania for enhancing gas supply to the area and for ensuring transmission capacities to the Republic of Moldova	FID
7.5	Extension of the bi-directional gas transmission corridor Bulgaria – Romania - Hungary – Austria (BRUA Phase III)	LA non FID
7.6	New NTS developments for taking over Black Sea gas	FID
7.7	Romania – Serbia Interconnection	A non FID
7.8	Upgrading GMS Isaccea 1 and GMS Negru Vodă 1	FID
7.9	Interconnection between the gas transmission systems of Romania and Ukraine in the Gherăești – Siret direction	LA non FID
7.10	Development/Upgrading of the gas transmission infrastructure in the North-Western part of Romania	LA non FID
7.11	Increase in the gas transmission capacity of the interconnection Romania-Bulgaria, in the Giurgiu-Ruse direction	LA non FID
7.12	Eastring–Romania	LA non FID
7.13	Monitoring system, data control and acquisition for the cathodic protection stations related to the National Gas Transmission System	LA non FID
7.14	Development of the SCADA system for the National Gas Transmission System	LA non FID
7.15	Upgrading GMS Isaccea 2 and GMS Negru Voda 2 for enabling bidirectional flow on the T2 pipeline	LA non FID
7.16	Upgrading GMS Isaccea 3 and GMS Negru Voda 3 for enabling bidirectional flow on the T3 pipeline	LA non FID
7.17	Interconnection between NTS and the Black Sea LNG Terminal	LA non FID
Storage		
8.1	Modernization of Bilciurești underground gas storage system infrastructure	FID
8.2	Increasing underground gas storage capacity at the Ghercești Underground Gas Storage Facility	LA non FID
8.3	New underground storage facility in Falticeni (Moldova)	LA non FID
8.4	Increasing the storage capacity of the Sărmășel underground gas storage facility (Transylvania)	A non FID
8.5	Retrofitting and development of the underground gas storage facility Târgu Mureș	A non FID

Table 17 List of major projects – Base scenario (do maximum)

10. THE 2018 – 2022 NTS UPGRADING AND INVESTMENT PLAN

No.	Type of work	2018	2019	2020	2021	2022
1	UPGRADING AND RETECHNOLOGISATION OF THE NATIONAL GAS TRANSMISSION SYSTEM					
1.1.	UPGRADING OF TECHNOLOGICAL INSTALLATIONS OF THE NATIONAL GAS STRANSMISSION SYSTEM (MRS, VCS, MP,NNT)					
1.1.1	ADAPTATION TO FIELD OF THE METERING LINES TO BE INSTALLED UNDER THE PROGRAMME SCADA AND TECHNOLOGICAL NODES AUTOMATIONS (Annex 1)					
1.1.2	UPGRADING OF THE MEDIEȘUL AURIT TECHNOLOGICAL NODE - stage 1					
1.1.3	GAS AND SMOKE DETECTION SYSTEM IN THE TURBO-COMPRESSOR HALL AT ȘINCA TCS					
1.1.4	REPLACEMENT OF THE GAS METERING STATION AT GMS ISACCEA 1					
1.1.5	MONITORING AND OPERATION INSTALLATION MEDIEȘU AURIT GAS IMPORT STATION					
1.2	DATA ACQUISITION CONTROL SYSTEM (Annex 2)					
2	DEVELOPMENT OF THE GAS TRANSMISSION SYSTEM AND RELATED FACILITIES					
2.1.	GAS TRANSMISSION PIPELINES					
2.1.1	Ø 16" VASLUI - IAȘI GAS TRANSMISSION PIPELINE (VASLUI – MOGOȘEȘTI PIPELINE SECTION) – in the Bârnova forest and pressure tests					
2.1.2	Ø 28 " GĂNEȘTI - IDRIFAIA – COROI GAS TRANSMISSION PIPELINE					
2.1.3	Ø 12" NEGRU VODA – TECHIRGHIOI GAS TRANSMISSION PIPELINE - STAGE II (Pecineaga - Techirghiol pipeline section- revision 1)					
2.1.4	Ø 28" MRS SIDEX GALAȚI CONNECTION PIPELINE					
2.1.5	INSTALLATION OF THE PIG RECEIVING TRAP (TEMPORARY) DN 800 ON THE Ø32" BATANI – ONEȘTI PIPELINE, Bogdănești area					
2.1.6	PIPELINE SYSTEMATIZATION IN THE AREA OF THE MOȘU TECHNOLOGICAL NODE					
2.1.7	MODERNIZATION OF GAS SUPPLY TO PLOIEȘTI					
2.1.8	INSTALLATION OF THE PIG RECEIVING TRAP DN 500 MM ȘENDRENI ALBESTI PIPELINE					
2.1.9	Reconstruction of the Vulcănița stream undercrossing by THE Ø28" PALTIN - VARF DIHAM AND Ø20" CS ȘINCA - STĂLP 89 PIPELINES, points 1,2,3 and 4 Vulcanița- river bank consolidation works					

No.	Type of work	2018	2019	2020	2021	2022
2.1.10	REHABILITATION OF THE Ø20" HUREZANI – HAȚEG PIPELINE, HUNEDOARA: COUNTY UNDERCROSSING NATIONAL ROAD DN 66					
2.1.11	Ø 20" PLĂTĂREȘTI – BĂLĂCEANCA GAS TRANSMISSION PIPELINE					
2.1.12	SECURING WORKS FOR Ø32" ȘENDRENI - SILIȘTEA – BUCHAREST PIPELINE, Scortaru Vechi – Comăneasca area					
2.1.13	SECURING WORKS FOR DN 700, PLATOU IZVOR SINAIA – FILIPEȘTI PIPELINE, Talea - Breaza area (stage II).					
2.1.14	INSTALLATION OF THE PIG RECEIVING TRAP AT POSADA FOR THE Ø20" STALP 89 - POSADA AND Ø20" POSADA – MOȘU PIPELINES					
2.1.15	REHABILITATION OF Ø20" HUREZANI – HATEG PIPELINE, GORJ COUNTY AND HUNEDOARA COUNTY: CONSTRUCTION WORKS (VALVE ENCLOSURES, COUPLING AND PRESSURE DISCHARGERS)					
2.1.16	SECURING WORKS FOR THE CROSSING OF THE TÂRNAVA MICĂ RIVER BY THE DN 700 BAHNEA – IDRIFAIA GAS TRANSMISSION PIPELINE, Bahnea zone					
2.1.1.7	Ø 24" MASLOC - RECAȘ GAS TRANSMISSION PIPELINE - STAGE I, (part II - forest fund area)					
2.1.1.8	Ø 28 ² MOȘU - BUCIUMENI GAS TRANSMISSION PIPELINE					
2.1.1.9	Ø 10" CÂMPULUNG MOLDOVENESC - VATRA DORNEI GAS TRANSMISSION PIPELINE (Pojorata - Vatra Dornei pipeline section)					
2.1.20	Ø20" CRAIOVA - SEGARCEA - BĂILEȘTI – CALAFAT GAS TRANSMISSION PIPELINE, stage I, Craiova - Segarcea pipeline section					
2.1.21	OLT RIVER UNDERCROSSING BY THE Ø 12" DRĂGĂȘANI - CARACAL Pipeline (gas supply connection of Caracal)					
2.1.22	Ø 32" CREVEDIA – PODIȘOR GAS TRANSMISSION PIPELINE					
2.1.23	Ø12" MOINEȘTI – DĂRMĂNEȘTI PIPELINE DEVIATION, Dărmăneasca zone					
2.1.24	ARGEȘ RIVER CROSSING BY THE DN 500 SCHITU GOLEȘTI – TIGVENI PIPELINE, Valea Danului zone, stage I and stage II					
2.1.25	SECURING WORKS FOR THE CROSSING OF THE VEȚCA RIVER BY DN600 COROI – BORDOȘIU PIPELINE, Bordoșiu zone					
2.1.26	TISAUTI – BUCECEA PIPELINE DEVIATION, Salcea zone					
2.1.27	RIVER SHORE PROTECTION FOR Ø 20" BOTORCA - ARAD AND COROI – MASLOC PIPELINES, Zeicani zone					
2.1.28	Ø 12" MINTIA - BRAD – STEI GAS TRANSMISSION PIPELINE, stage I MINTIA - BRAD					
2.1.29	SECURING WORKS FOR THE CROSSING OF THE IAZUL RIVER BY DN 500 ROTBAV-ȘINCA, DN 600 AND DN 700 BĂRCUȚ - ȘINCA PIPELINES, Toderița zone					

No.	Type of work	2018	2019	2020	2021	2022
2.1.30	SECURING WORKS FOR THE Ø12 " Agârbiciu – SIBIU PIPELINE, Șeica Mare zone					
2.1.31	SECURING WORKS FOR THE UNDERCROSSINGCROSSING OF THE BOGDANA RIVER BY DN 800 ONEȘTI- HAN DOMNEȘTI PIPELINE, Bogdana zone					
2.1.32	SECURING WORKS FOR THE TRANSIT 3 PIPELINE Ceamurlia zone					
2.1.33	CONNECTION TO MRS COMĂNEȘTI 2 AND UNDERCROSSING CRINULUI ROAD BY DN 200 PIPELINE					
2.1.34	SECURING WORKS FOR THE TRANSIT 1 PIPELINE, Camena zone					
2.1.35	THE INTERCONNECTION OF THE JUPA COMPRESSOR STATION WITH THE NTS					
2.1.36	GAS TRANSMISSION PIPELINE PROTECTION Ø 10" TÂRGU OCNA - SLĂNIC MOLDOVA, Cerdac area, the county of Bacău					
2.1.37	INTERCONNECTION GAS TRANSMISSION PIPELINE BETWEEN Ø 10" TELINE - SIGHIȘOARA AND Ø 28" COROI - BĂRCUȚ					
2.1.38	SECURING OF THE DN 200 OCNA MUREȘ - AIUD AND DN 250 OCNA MUREȘ - AIUD PIPELINES, Mirăslău area					
2.1.39	WORKS FOR THE SECURING OF THE DN 500 MĂNEȘTI - BRAZI GAS TRANSMISSION PIPELINE I AND II, in the Stăncești area					
2.1.40	DN 500 SĂRMĂȘEL - BAIA MARE - SATU MARE GAS TRANSMISSION PIPELINE, Sucutard area					
2.1.41	GAS TRANSMISSION PIPELINE FOR THE INTERCONNECTION OF MRS BROȘTENI TO THE NTS					
2.1.42	RESIZING THE GAS SUPPLY CONNECTION TO MRS FORD CRAIOVA					
2.1.43	SECURITY OF THE PIPELINE DN 350 LUNA - AIUD, DN 250 LUNA – OCNA MUREȘ (PIPE I) AND DN 250 LUNA - OCNA MUREȘ (PIPE II), Razboieni area					
2.1.44	SECURING WORKS FOR THE DN 200 CORNATEL - AVRIG PIPELINE, Cornatel – Sacadate area					
2.1.45	SECURITY OF THE DN 500 MEDIEȘU AURIT - ABRAMUT PIPELINE, Culciu Mare AREA					
2.1.46	RESTORATION OF THE UNDERCROSSING OF THE STREI RIVER BY THE WEST 2 AND WEST 3 PIPELINES, Totia area					
2.1.47	FENCING OF THE PIPELINE GROUP ON THE MOGOSEȘTI – LETCANI PIPELINE AND FENCING THE VALVE GROUP ON THE VASLUI – IASI PIPELINE					
2.1.48	UNDERCROSSING OF THE DAMBOVITA RIVER BY THE INEL BUCUREȘTI PIPELINE, Balaceanca area					
2.1.49	SECURING WORKS FOR THE Ø 8" CONNECTION PM ALAMOR PIPELINE, in the Alamor area					

No.	Type of work	2018	2019	2020	2021	2022
2.1.50	DN 700 GANESTI - IDRIFAIA – COROI GAS TRANSMISSION PIPELINE, works remaining to be executed at the TN Coroi					
2.1.51	WORKS FOR SECURING THE ABOVECROSSING OF VALEA SERPILORRIVER WITH THE DN 600, DN 700 SINCA-PALTIN AND DN 500 PIPELINES CS SINCA-POLE 89 , Sinca Noua area					
2.1.52	TECHIRGHIOL – OVIDIU GAS TRANSMISSION PIPELINE					
2.1.53	NADES – SIGHISOARA GAS TRANSMISSION PIPELINE					
2.2.	INCREASING NTS TRANSMISSION CAPACITY					
2.2.1	PROJECT REGARDING THE NTS DEVELOPMENT IN THE NORTH-EASTERN PART OF ROMANIA FOR IMPROVING THE SECURITY OF GAS SUPPLY IN THE AREA AND TO ENSURE THE TRANSMISSION CAPACITIES TOWARDS THE REPUBLIC OF MOLDOVA					
2.2.1.1	Ø 28" ONEȘTI - GHERAIEȘTI – LEȚCANI GAS TRANSMISSION PIPELINE					
2.2.1.2	ONESTI AND GHERAIEȘTI COMPRESSOR STATIONS AUTOMATION AND SECURING					
2.2.1.3	PROCUREMENT OF COMPRESSOR UNITS					
2.2.1.4	ARCHAEOLOGICAL WORKS					
2.2.2	DEVELOPMENT ON THE ROMANIAN TERRITORY OF THE NATIONAL GAS TRANSMISSION SYSTEM ON THE BULGARIA – ROMANIA – HUNGARY – AUSTRIA CORRIDOR – PHASE 1					
2.2.2.1	PIPELINE EXECUTION WORKS (Phase 1)					
2.2.2.2	COMPRESSOR STATIONS EXECUTION WORKS (Podișor, Bibești, Jupa)					
2.2.2.3	PIPELINE AUTOMATION AND SECURING WORKS					
2.2.2.4	CENTRIFUGAL GAS TURBINE COMPRESSORS PROCUREMENT					
2.2.2.5	IDENTIFICATION AND MAPPING BIODIVERSITY SENSITIVE ZONES IN THE PRE-CONSTRUCTION, EXECUTION AND POST-CONSTRUCTION STAGES OF TRANSGAS PROJECTS					
2.2.2.6	ARCHAEOLOGICAL SURVEILLANCE WORKS					
2.2.2.7	EXCAVATIONS FOR INTRUSIVE ARCHEOLOGICAL DIAGNOSIS					
2.2.2.8	EXCAVATIONS FOR PREVENTIVE ARCHEOLOGICAL RESEARCH					
2.2.2.9	THE FINANCIAL AUDIT DEPARTMENT OF THE BRUA PROJECT PHASE I					
2.2.2.10	SERVICES WITH THE NATIONAL METEOROLOGICAL ADMINISTRATION					
2.2.2.11	EXPENSES WITH THE RESTORATION OF THE FORESTRY VEGETATION					

No.	Type of work	2018	2019	2020	2021	2022
2.2.2.12	SERVICES FOR CAPITALIZATION OF THE STANDING TIMBER					
2.2.3	DEVELOPMENT ON THE ROMANIAN TERRITORY OF THE SOUTHERN CORRIDOR FOR TAKING OVER BLACK SEA SHORE GAS (Black Sea shore – Podișor)					
2.2.3.1	ARCHAEOLOGICAL WORKS					
2.2.4	THE INTERCONNECTION OF THE NATIONAL GAS TRANSMISSION SYSTEM WITH THE INTERNATIONAL GAS TRANSMISSION PIPELINE T1 AND REVERSE FLOW ISACCEA					
2.2.4.1	CONSTRUCTIONS					
2.2.4.2	ELECTRICAL INSTALLATIONS AND AUTOMATION					
2.2.4.3	INTEGRATED SYSTEM FACILITY MONITORING					
2.2.5	NEW NTS DEVELOPMENTS FOR TAKING OVER BLACK SEA GAS (VADU -T1)					
2.2.5.1	ARCHAEOLOGICAL WORKS					
2.2.6	REINFORCEMENT OF THE ROMANIAN GAS TRANSMISSION SYSTEM BETWEEN ONEȘTI-ISACCEA AND REVERSE FLOW AT ISACCEA – PHASE 2 (INTERCONNECTION OF THE GAS TRANSMISSION SYSTEM WITH THE INTERNATIONAL TS AND REVERSE FLOW AT ISACCEA) – PHASE 2 UPGRADING GCS ONEȘTI AND UPGRADING GCS SILISTEA					
2.2.7	INTERCONNECTION OF THE GAS TRANSMISSION SYSTEM WITH THE SIMILAR GAS TRANSMISSION SYSTEM OF SERBIA (INCLUDING POWER SUPPLY, CATHODIC PROTECTION AND OPTIC FIBRE)					
2.2.7.1	ARCHAEOLOGICAL WORKS					
2.2.8	NTS INTERCONNECTION WITH THE INTERNATIONAL TRANSMISSION SYSTEM AND REVERSE FLOW AT ISACEA – STAGE 2 – NT WORKS SENDRENI - EXISTING					
2.2.8.1	CONSTRUCTIONS					
2.2.8.2	ELECTRICAL INSTALLATIONS AND AUTOMATION					
2.3	ABOVEGROUND CONSTRUCTION AND INSTALLATION WORKS FOR MRS (Annex 3)					
2.4	CATHODIC PROTECTION STATIONS (Annex 4)					
2.5	ABOVEGROUND INSTALLATION AND CONSTRUCTION WORKS FOR ODORIZATION (Annex 5)					
2.6	WORKS AT GAS TRANSMISSION PIPELINES LOCATING IN RISK-BEARING AREAS (Annex 6)					
3	ELECTRIC INSTALLATIONS AND NETWORKS					
4	LAND PROCUREMENT					
5	NTS ACCESS WORKS					
6	NTS DEVELOPMENT ACCORDING TO LAW 123/2012 (UPDATED) ART 130, AL. E ¹ AND E ²					

No.	Type of work	2018	2019	2020	2021	2022
6.1	TG. NEAMT – BALTASESTI GAS TRANSMISSION PIPELINE. NEAMT COUNTY					
6.2	DETA - MORAVITA GAS TRANSMISSION PIPELINE, TIMIS COUNTY					
6.3	NATURALE VERNESTI - MARACINENI - POSTA CALNAU GAS TRANSMISSION PIPELINE, BUZAU COUNTY, PHASE I = VERNESTI-MARACINENI					
6.4	VERNESTI - MARACINENI - POSTA CALNAU GAS TRANSMISSION PIPELINE, BUZAU COUNTY, PHASE II = MARACINENI - POSTA CALNAU					
6.5	SIGHETUL MARMATIEI - BORSA GAS TRANSMISSION PIPELINE					
6.6	MOROIENI - PADINA GAS TRANSMISSION PIPELINE					
	* Potential NTS investment projects, depending on requests, the results of the technical and economic studies and the completion of the FEEDs.					

PMDI – Annex 1 – THE PROGRAMME SCADA AND TECHNOLOGICAL NODES AUTOMATIONS

No.	Type of work	2018	2019	2020	2021	2022
1.	Racova Technological Node					
2.	Drăgășani Technological Node					
3.	Bacia Technological Node					
4.	Recaș Technological Node					
5.	Moisica Technological Node - automation works					
6.	Feliceeni Technological Node - automation works					
7.	Lazarești Technological Node - automation works					
8.	ABBNGC8206 gas chromatograph relocation from SMIR Mănești to Mănești TN and the adding of additional flow					
9.	Upgrading technological node Bogata III – power supply to the actuating, automation and facility surveillance components,					
10.	Technological node Gheraesti – Power supply of the actuation, automation and surveillance components					
11.	Upgrading TN Schitu Golesti – mounting pig station					

PMDI – Annex 2 – DATA ACQUISITION CONTROL SYSTEM

No.	Type of work	2018	2019	2020	2021	2022
1.	SCADA SYSTEM					
1.1	Integration of GMS in the SCADA System					
1.2	Supplementation of Scada HIGH-LEIT licence for terminal server					
1.3	Implementation of industrial solution for the transmission and monitoring of daily value of technological parameters					
1.4	Software for the monitoring of the industrial communication network					
1.5	SCADA system communication and industrial security equipment					
2.	SCADA AND TECHNOLOGICAL NODES VALVE ENCLOSURE					
2.1	SCADA valves					
2.1.1	R6 + R43 Lutita valve					
2.1.2	R53 Sarmisegetusa valve					
2.2	Technological nodes					
2.2.1	Feliceni					

PMDI – Annex 3 – SURFACE CONSTRUCTION AND INSTALLATION WORKS FOR METERING-REGULATING STATIONS

No.	Type of work	2018	2019	2020	2021	2022
1	Isalnita MRS					
2	MRS - Lot 3	Cancelled				
3	Re-location, re-sizing and field adaptation of the technological installation from MRS Supercom Afumați to MRS Dragomirești					
4	Replacement of technological installations at the Timișoara I MRS					
5	Modernization of MRS Nadrag					
6	Modernization of MRS Chisineu Cris					
7	MRS Clinceni - Improvement of metering system by supplementing the technological installation with appropriate elements/equipment					
8	MRS DEJ II					
9	Modernization and adaptation to field of MRS Suceava					
10	Field adaptation:					
10.1	MRS Fălticeni					
10.2	MRS Izvin					

No.	Type of work	2018	2019	2020	2021	2022
11.	Modernization of gas flow metering system at GMS Isaccea Transit 3 and GMS Negru Voda Transit 3					
12.	Connection of the electronic commercial metering system with the process gas chromatographs orifice plate					
13.	Upgrading, relocation MRS Bistrita and NTS connection					
14.	Upgrading and replacement of technological installation in the MRS Miercurea Ciuc					
15.	Filtering/separating installation in MRS SIDEX Galati					
16.	Relocation and adaptation of the land of the technological installation MRS Poroterm Orastie on the location of MRS Baru					
17.	Upgrading MRS Ganesti					

PMDI – Annex 4 – CATHODIC PROTECTION STATIONS

No.	Type of work	2018	2019	2020	2021	2022
1.	Cathodic protection station Marsa					
2.	Cathodic protection station Sibiu 2					
3.	Cathodic protection station in the area of PM Ilimbav					
4.	Cathodic protection station Vădeni, the county of Gorj					
5.	Cathodic protection station Bogatu Român					
6.	Cathodic protection station on the Coroi – Mașloc pipeline, the area of Craciunelul de Jos - SPC Craciunelu 2					
7.	Power supply installation at CPS Gearmata Vii					
8.	Cathodic protection of the DN250 Point B - Victoria 1 gas transmission pipeline (CPS Ucea and CPS Veseud)					

PMDI – Annex 5 – SURFACE INSTALLATION AND CONSTRUCTION WORKS FOR ODORIZATION

No.	Type of work	2018	2019	2020	2021	2022
1.	Adaptation to field of the odorization installations					

PMDI – Annex 6 – WORKS AT GAS TRANSMISSION PIPELINES LOCATED IN RISK-BEARING AREAS

No.	Type of work	2018	2019	2020	2021	2022
1.	WORKS FOR SECURING GAS SUPPLY CONNECTON PIPELINE Ø 10 ² SRM BREAZA					
2.	WORKS FOR SECURING Ø8 ² CORNATEL - AVRIG PIPELINE, Avrig zone					
3.	WORKS FOR SECURING GAS SUPPLY CONNECTON PIPELINE MRS RĂCĂCIUNI, Dumbrava Tourist Complex zone.					
4.	WORKS FOR SECURING GAS SUPPLY CONNECTON PIPELINE MRS BRĂILA, the Agricultural Farm.					
5.	WORKS FOR SECURING Ø8" OCNA MURES – AIUD PIPELINE, Decea zone					
6.	WORKS FOR SECURING GAS TRANSMISSION PIPELINE Ø20" HAȚEG - DEALUL BABII - PAROSENII, Dealul Babii zone, Hunedoara County					
7.	WORKS FOR SECURING Ø 10" FRASIN - SPĂTĂREȘTI PIPELINE, Spătărești zone					

Note: The 2020 Modernization and Investment Plan was approved based on Resolution 1/18 January 2019 of the Board of Administration .

- Works completed in 2018 or in 2019.
- Works which were not completed in the year estimated initially and are in progress.
- Works in progress, according to the initial estimation.
- Works which were cancelled or with the design in progress again.

Within the PMDI for 2020 and estimates for the period 2021-2022, investments in NTS developments were included in accordance with Law 123/2012, investments to ensure the expansion of the National Transmission System in areas with newly established distribution systems. According to Art. 151 of the Law 123/2012, the transmission system operator has the obligation to finance the expansion works under economic efficiency conditions. According to Art. 130, e1 and e2, the transmission system operator has the obligation to extend the NTS to supply the national and local tourist resorts at a distance of maximum 25 km from the NTS connection point. Estimated values for the development of the transmission network in Romania are contained in the PMDI in Chapter 6 **NATIONAL TRANSMISSION SYSTEM DEVELOPMENT IN ACCORDANCE WITH LAW 123/2012 (UPDATED), ART.130 (E¹) and (E²), as follows:**

- thousand lei -

	REB 2020	Estimated 2021	Estimated 2022
NTS development in line with Law 123/2012	350,000	400,000	400,000

The amounts included in the NTS Development Plan 2020-2029 on the extension, NTS development ensures the possibility to connect the NTS to all the localities in Romania in line with the provisions of Law 123/2012 and ANRE Order 82/2017.

11. CONCLUSIONS

Romania seeks to become an energy turntable in Eastern Europe, both from the perspective of achieving a gas transmission network strongly interconnected with similar gas transmission networks in the region, and from the perspective of gas supplying.

The three major directions of action in order for Romania to gain this position are presented in the **Energy Pact**, concluded in May 2013, namely:

- the interconnection of the gas and electricity networks and the creation of the physical and institutional infrastructures necessary to operate a liquid energy market;
- the development of new internal gas sources and the integration on the regional power markets;
- the consistency with the European energy policies, boosting the negotiation ability in the EU institutions and cooperating with other member states in sustaining common strategic objectives.

The energy sector can become a real **`engine for economic growth`**. With its important resources and opportunities offered by the geographical positioning, Romania can secure for itself a high degree of energy security and regional integration.

The cross-border interconnection of networks is nowadays a priority in the Romanian energy policy.

Any development scenario for gas and electric energy production, or for the diversification of the external sources on import, needs a **proper transmission infrastructure**.

In order to ensure the compliance with the requirements of the European Union policy in the energy sector, based on three fundamental objectives: **energy security, sustainable development and competitiveness**, **Transgaz** established in its 2017-2021 administration plan the increasing of the level of NTS reliability to ensure the interoperability with the neighbouring systems, the development, upgrading and modernization of the gas transmission infrastructure, the improvement of the efficiency and the interconnection with the gas transmission systems of the neighbouring countries.

By achieving the objectives set in **the 2020-2029 TYNDP Transgaz** wishes to become an important gas transmission operator on the international gas market, with a national gas transmission system that is modern, intelligent, integrated at the European level and with a modern management system, in line with the international performance standards and regulations.

Given the important dependence of the European energy market on the Russian and Middle East energy imports, the discovered gas deposits in the Black Sea play a crucial role in terms of the Romanian energy security, the consolidation of Romania's position as an important player in the EU as a producer and exporter of energy, the integration of the country on the

major gas transmission European routes and the increase in the country's economic welfare for the future decades.

On the 2029 horizon, with the necessary interconnections, Romania will have several options for gas imports:

- through the regional terminals for liquefied gas (LNG) from Greece, Croatia and Poland, the Romanian market will be able to purchase gas from the Levantine Basin (East Mediterranean);
- through the interconnection Bulgaria – Romania, Caspian gas will be imported from the Southern Gas Corridor;

Aware of this responsibility, Transgaz management is continuing one of the largest and most important plans for the development of the Romanian gas transmission infrastructure over the last 20 years, with investment projects estimated at EUR 4.12 billion (of which EUR 1.27 billion for FID and non-FID projects) and meant to create new gas transmission routes, essential to efficient transmitting of the discovered Black Sea gas on the internal and regional markets, but also in order to have Romania integrated into the major cross-border routes of the European South-Eastern/North-South Corridor.

The capability of the company to adapt and to respond to the requirements of the Romanian gas resources, in the following years, is one of the biggest challenges for a Romanian company (not only state - owned) over the last two decades. The ability of the company to implement this investment plan will not only ensure the use of essential economic resources for the welfare of Romania but it will also be a litmus test to prove the foreign investors that Romania is able to create favourable conditions for developing and attracting foreign investments.

**DIRECTOR - GENERAL
Ion STERIAN**

Definitions and abbreviations

ENTSO-G	European Network of Transmission System Operators for Gas
TYNDP	Ten Year Network Development Plan
CE	The European Commission
CEF-Energie	Connecting Europe Facility
CESEC	Central East South Europe Gas Connectivity
ROHUAT/BRUA	Cluster phased capacity increase on the Bulgaria — Romania — Hungary — Austria bidirectional transmission corridor
NSI-EAST	North South Corridor - East
PCI	Projects of Common Interest
POIM	Large Infrastructure Operational Program
AP	Priority Axis (POIM)
OS	Strategic Objective (POIM)
TANAP	The Trans-Anatolian Pipeline (TANAP);
TAP	The Trans Adriatic Pipeline
IGB	The Interconnector Greece – Bulgaria
AGRI	The Azerbaijan-Georgia-Romania-Hungary interconnector
BRUA	The Bulgaria – Romania – Hungary – Austria pipeline
SNTGN	The National Gas Transmission Company
ANRE	National Energy Regulatory Authority
ANRM	National Agency of Mineral Resources
BVB	Bucharest Stock Exchange
SNT	National Gas Transmission System
SRM	Gas metering regulating station
SCV	Valve control station
NT	Technological Node
SMG	International transmission pipeline metering station
SCG, SC	Gas compressor station
SPC	Cathodic protection station
SOG	Gas odorization station
SCADA	Supervisory control and data acquisition system
BG	Bulgaria
UA	Ukraine
HU	Hungary
RO	Romania
DN	Nominal Diameter
L	Length
Pn	Nominal pressure

List of figures, charts and tables

Figure 1- Map of Transgaz regional offices	13
Figure 2 – Map of the National Transmission System	15
Figure 3 – NTS cross-border interconnection points	18
Figure 4 – The Romanian gas market.....	19
Figure 5- Length of natural gas transmission systems in neighbouring countries	20
Figure 6 - NTS gas transmission corridors	43
Figure 7 – Major NTS projects	46
Figure 8– The interconnection points of the Romanian	47
Figure 9– The interconnection points of the Romanian gas transmission system with the similar Bulgarian and Hungarian systems.....	48
Figure 10 - Map of the key development project of the Bulgaria-Romania-Hungary-Austria Corridor – Phase 2.....	53
Figure 11 – Map of the major development project for taking over the gas from the Black Sea shore by extending the Southern East-West corridor	56
Figure 12 – Map of the major project for the development of the NTS interconnection with the international transmission pipeline Transit 1 and reverse flow Isaccea.....	59
Figure 13 – NTS developments in the North-Eastern area of Romania	62
Figure 14 - BRUA 3 development.....	65
Figure 15 – NTS developments at the Black Sea	67
Figure 16- Interconnection of the NTS with Serbia in the Recas – Mokrin direction.....	70
Figure 17 - Upgrading GMS Isaccea 1 and Negru Vodă 1	72
Figure 18 - Interconnection between the gas transmission systems of Romania and Ukraine in the Gherăești – Siret direction	75
Figure 19- Development/Upgrading of the gas transmission infrastructure in the North-Western part of Romania	77
Figure 20- Increase in the gas transmission capacity of the interconnection Romania-Bulgaria, in the direction Giurgiu-Ruse.....	80
Figure 21- Eastring.....	81
Figure 22 - Upgrading GMS Isaccea 2 and GMS Negru Voda 2 for enabling bidirectional flow on the T2 pipeline	88
Figure 23- Upgrading GMS Isaccea 3 and GMS Negru Voda 3 for enabling bidirectional flow on the T3 pipeline	90
Figure 24 - Interconnection between NTS and the Black Sea LNG Terminal	92
Figure 25 – Major natural gas storage projects - Depogaz	93
Figure 26 - Major natural gas storage projects - Depomures.....	99
Chart 1 - 2010 – 2019 transmitted gas including underground storage and NTS gas consumption.....	8
Chart 2 –The share of the NTS gas consumption in the total transmitted gas including underground storage in 2010-2019	8
Chart 3- The structure of the operating revenue	11
Chart 4 – The current Transgaz shareholding structure	12

<i>Chart 5 - The total gas consumption on the Romanian market in the period 2008-2019 (GWh)</i>	<i>27</i>
<i>Chart 6 – Seasonal gas consumption in 2008 -2019.....</i>	<i>27</i>
<i>Chart 7 – The structure of the primary energy mix in 2017 and 2030</i>	<i>29</i>
<i>Chart 8 –Final energy demand per activity sectors in 2017 and 2030</i>	<i>30</i>
<i>Chart 9 –Gas consumption in 2000 -2050 according to the reference scenario of the European Commission</i>	<i>30</i>
<i>Chart 10 – The domestic gas consumption forecast in 2020 – 2030.....</i>	<i>31</i>
<i>Chart 11 – The domestic gas production depending on the main producers in the period 2008–2019 (bcm/y).....</i>	<i>31</i>
<i>Chart 12- The gas supply sources in the period 2008 – 2019.....</i>	<i>31</i>
<i>Chart 13 –2000 – 2050 gas production forecast according to the reference scenario of the..</i>	<i>32</i>
<i>Chart 14– ROMGAZ gas production forecast for 2020–2030</i>	<i>33</i>
<i>Chart 15– Black Sea Oil and Gas gas production forecast for 2020–2030.....</i>	<i>33</i>
<i>Chart 16–OMV Petrom gas production forecast for 2020–2030</i>	<i>33</i>
<i>Chart 17 – Exxon Mobil gas production forecast for 2020–2030.....</i>	<i>34</i>
<i>Chart 18 – Gas production forecast for 2000–2030 according to the gas producers.....</i>	<i>34</i>
<i>Chart 19 – Capacities booked in 2008-2019.....</i>	<i>36</i>
<i>Chart 20 – Status of key storage projects</i>	<i>103</i>
<i>Chart 21 – Cost of major storage projects (mill. EURO)</i>	<i>104</i>
<i>Chart 22 - Investment effort – depending on the completion deadlines (mill. EURO)</i>	<i>104</i>
<i>Chart 23 – Status of Transgaz key projects.....</i>	<i>106</i>
<i>Chart 24 -Cost of major projects (mill. Euro).....</i>	<i>108</i>
<i>Chart 25– Investment effort of Transgaz for FID projects depending on the Estimated completion time (mill. Euro)</i>	<i>111</i>
<i>Chart 26 – Investment effort of Transgaz for A non FID projects depending on the Estimated completion time (mill. Euro)</i>	<i>112</i>
<i>Chart 27 – Investment effort of Transgaz for FID and A non FID projects depending on the estimated completion time (mill. Euro)</i>	<i>113</i>
<i>Chart 28 – Investment effort of Transgaz for LA non FID projects depending on the estimated completion time (mill. Euro)</i>	<i>115</i>
<i>Chart 29 – Annual investment effort (the LA non FID projects included) -mil. Euro.....</i>	<i>118</i>
<i>Chart 30- Annual Investment effort for the achievement of FID and non FID projects -mil. Euro</i>	<i>119</i>

<i>Table 1 – The quantities of transmitted gas, NTS gas consumption and its share in the total amount of gas transmitted, including gas for underground storage in 2010-2019</i>	<i>8</i>
<i>Table 2- Forecasts of the transmitted gas quantities including underground storage gas (without international gas transmission) and NTS gas consumption for the period 2020–2029</i>	<i>9</i>
<i>Table 3 –Transgaz shareholding.....</i>	<i>11</i>
<i>Table 4 – NTS components on 31.12.2019</i>	<i>14</i>
<i>Table 5 - Analysis of technical situation</i>	<i>15</i>
<i>Table 6 – Scheduled and unforeseen interruptions</i>	<i>17</i>
<i>Table 7– PEAK and maximum consumption 14 days.....</i>	<i>28</i>

<i>Table 8–Evolution of the available electricity production capacity without investments in new capacities</i>	28
<i>Table 9 - Capacity of underground storages</i>	36
<i>Table 10 - Gas import points</i>	41
<i>Table 11 – Forecasts for the N-1 value for 10 years</i>	42
<i>Table 12 – Status of key projects for 2020-2029</i>	106
<i>Table 13 – Projects for which the Open Season procedure applies</i>	107
<i>Table 14 – Planning of 2020-2029 key projects</i>	118
<i>Table 15 - 2020 PDSNT/ 2020 TYNDP code comparison</i>	121
<i>Table 16 – List of major projects – Base scenario (do minimum)</i>	125
<i>Table 17 List of major projects – Base scenario (do maximum)</i>	126