

No. 90139/15.11.2022

Submitted for the approval of the OGMS convened on 11-12.01.2023

## REPORT

### On the approval of the funding of the "Development Plan of the National Gas Transmission System 2022 - 2031"

## SUMMARY

Considering the provisions of Art. 22 of European Directive EC/73/2009, on the obligation of the European Union gas transmission system operators to annually prepare 10-year development plans, SNTGN Transgaz SA Mediaș, as technical operator of the Romanian National Gas Transmission System prepared the Development Plan of the National Gas Transmission System 2022 – 2031, attached hereto. According to Art. 125, paragraph (8), Power and Gas Law no. 123/2012, the Plan was approved by ANRE under Decision no. 1944/01.11.2022.

## PROPOSAL

Pursuant to art. 20(1)(w) of the updated Articles of Incorporation in conjunction with art. 2 of ANRE Decision no. 1944/01.11.2022, we hereby submit for your approval, the funding of the "Development Plan of the National Gas Transmission System 2022 - 2031".

## DETAILED CONTENTS

According to the provisions of art. 2 of **ANRE Decision no. 1944/01.11.2022** on the approval of the "Development Plan of the National Gas Transmission System 2022 - 2031", *"within 90 days from the notification of this decision, Transgaz shall provide the Romanian National Energy Regulatory Authority with the Resolution of the General Shareholders Assembly on the approval of the funding of the Plan for development and investment"*

**The "Development Plan of the National Gas Transmission System 2022 - 2031"** prepared according to the provisions of **Power and Gas Law no. 123/2012**, as subsequently amended and supplemented, with the objectives proposed in Romania's Energy Strategy 2020-2030 with a view to 2050, is compliant with the requirements of the European energy policy on:

- ensuring safety of gas supply;
- increasing interconnectivity between the national gas transmission network and the European network;

- increasing the flexibility of the national gas transmission network;
- the liberalization of the gas market;
- creating the integrated gas market in the European Union
- ensuring the connection of third parties to the natural gas transmission system, according to the specific regulations, within the limits of transmission capacities and compliant with the technological regimes;
- the extension of the pipeline network, up to the entrance to the localities certified as tourist resorts of national or local interest, when such localities are at a distance of maximum 25 km from the connection points of the transmission system operators;
- ensuring the connection to the natural gas network of new investments which generate work places.

The document presents the development directions of the gas transmission network and the major projects the company intends to implement in the following 10 years.

The Plan's aim is to attain a maximum degree of transparency in the development of the National Gas Transmission System to offer market players the possibility to be timely informed about the existing and planned transmission capacities so that, by public consultations, the decisions to invest in the gas transmission network meet the market requirements.

**The major projects** are as follows:

No	Project no	Project	Estimated amount mill. Euro	Completion deadline	Importance of the project	Project status
1	7.1.2	Development on the territory of Romania of the National Gas Transmission System on the <b>Bulgaria-Romania-Hungary-Austria Route</b> (Phase II)	74.5	2025	Ensuring a gas transmission capacity to Hungary of 4.4 billion cm/year and 1.5 billion cm/year to Bulgaria. The importance of the project at the level of the European Union is reflected by the nomination of the project 'Gas pipeline from Bulgaria to Austria via Romania and Hungary' on both the first and the second and the third list of projects of common interest	A non FID
2	7.2	Development of the <b>Southern Transmission Corridor</b> on the territory of Romania for taking over natural gas from the Black Sea shore	371.6	2025	Taking-over natural gas to be produced in the Black Sea in the NTS for their transmission to the Romanian and European markets is of strategic importance to Transgaz. The importance of the project at the level of the European Union is reflected in the nomination of the Project on the second, the third and the fourth list of projects of common interest.	A non FID

No	Project no	Project	Estimated amount mill. Euro	Completion deadline	Importance of the project	Project status
3	7.4	<b>Developments of the NTS in the Northeast Area of Romania</b> in order to improve the natural gas supply of the area and to ensure transmission capacities to the Republic of Moldova	174.25	2021	Ensuring a transmission capacity of 1.5 billion cm/year at the interconnection point between the Romanian and Moldovan gas transmission systems.	FID
4	7.5	<b>Extension of the bidirectional gas transmission corridor Bulgaria–Romania–Hungary–Austria (BRUA-Phase III)*</b>	530	2027	Depending on the increase in offshore production, the Black Sea is considering the further development of the network: an additional route through the centre of Romania and a new interconnection with Hungary.	LA non FID
5	7.6	<b>New developments for taking-over gas from the Black Sea shore.</b>	9.14	2021	Creating an additional point for taking over natural gas from the Black Sea offshore exploitation blocks.	FID
6	7.7	<b>Romania-Serbia Interconnection</b>	56.21	2028	Construction of an interconnection pipeline with Serbia to diversify sources of supply and increase energy security in the region.	A non FID
7	7.10	Development/Upgrading of the gas transmission infrastructure in the North-Western part of Romania	405	Stage 1 2025 Stage 2 2025 Stage 3 2026	Increasing the natural gas transmission capacities in the North-West of Romania to ensure the trends of consumption growth in the region.	LA non FID
8	7.11	Increase in the gas transmission capacity of the interconnection Romania-Bulgaria, in the Giurgiu-Ruse direction	51.8	2027	Improving the natural gas supply of the area.	LA non FID

No	Project no	Project	Estimated amount mill. Euro	Completion deadline	Importance of the project	Project status
9	7.12	Eastring-Romania	Phase 1: 1,297 Romania Phase 2: 357 mil. Romania	Phase 1: 2027 Phase 2: 2030	EASTRING will be open to well-established sources as well as alternative sources. It will bring gas from new sources from the Caspian / Mediterranean / Black Sea / Middle East regions. At the same time, it will ensure the supply of Southeast Europe from European gas hubs. Total capacity will be available to any carrier or vendor.	LA non FID
10	7.13	Monitoring system, data control and acquisition for the cathodic protection stations related to the National Gas Transmission System	17.7	2027	Provides the ability to set, monitor and operate remotely and accurately the points of interest of the system, eliminates the cost of reading data, avoids situations where due to weather conditions it is not possible to read data and human errors, allow distributed control of locations, operating and maintenance costs, considerably reduces setup time.	LA non FID
11	7.14	Development of the SCADA system for the National Gas Transmission System	5.5	2025	Upgrading the natural gas transmission infrastructure by upgrading hardware and software architecture.	LA non FID
12	7.15	Upgrading GMS Isaccea 2 and GMS Negru Voda 2 for enabling bidirectional flow on the T2 pipeline	26.65	2024	Enabling bidirectional flow on the T2 pipeline, part of the Trans-Balkan Corridor.	LA non FID
13	7.16	Upgrading GMS Isaccea 3 and GMS Negru Voda 3 for enabling bidirectional flow on the T3 pipeline	26.65	2028	Enabling bidirectional flow on the T3, pipeline, part of the Trans-Balkan Corridor.	LA non FID
14	7.17	Interconnection between NTS and the Black Sea LNG Terminal	19.6	2028	Creating transmission capacity for taking over gas from the Black Sea LNG.	LA non FID
<b>TOTAL</b>			<b>EUR 3,422.6 million</b>			

**The Program for the upgrading and development of the investments in the National Gas Transmission for 2022-2031** presented in detail in Annex A of the "Development Plan of the National Gas Transmission 2022-2031" comprises both the value necessary for the implementation of the major projects and the value necessary for the implementation of other projects for the upgrading and development of the national gas transmission system.

By achieving the objectives set out in the "Development Plan of the National Gas Transmission 2022-2031", Transgaz aims to become a major natural gas transmission operator on the

international natural gas market, with a modernized, intelligent, European-integrated national transmission system and a modern management system aligned with international performance standards and legislative regulations.

Aware of this responsibility, Transgaz management is carrying forward one of the largest and most important plans for the development of the Romanian gas transmission infrastructure over the last 20 years, with investment projects estimated at approx. EUR 3.5 billion (of which €685.7 million for FID and A non FID projects) and meant to create new gas transmission routes, essential for the effective transportation of the discovered Black Sea gas and also in order to have Romania integrated into the major cross-border routes of the European South-Eastern/North-South Corridor.

## **INVESTMENT PROJECT BENEFITS**

In the context of the EU market significant dependence on the import of energy resources from Russia or the Middle East, the role of the gas resources discovered in the Black Sea is obviously major in terms of energy security for Romania in order to strengthen Romania's position as important player in the EU, as energy producer and exporter to make our country part of the main EU gas transmission routes and to increase the country's economic welfare in the future decades.

By ensuring the link between different sources of gas supply and the European market, these investment projects contribute to the meeting of the European goals, the main benefits of which being as follows:

- Integration of the gas market and interoperability of the gas transmission systems in the region;
- Gas price convergence in the region;
- Increasing the flexibility of the European gas transmission system by making bidirectional gas flow interconnections;
- Ensuring access for Romania and the European Union to a new gas supply source by the interconnection of the BULGARIA - ROMANIA - HUNGARY – AUSTRIA corridor with the Black Sea;
- Increasing competition on the European gas market by diversifying sources, transmission routes and the companies active in the region;
- Increasing the security of gas supply;
- Reducing dependence on Russian gas imports;
- Stimulating the production development of renewable energy in the region (especially wind and solar energy) considering the possibility of using natural gas as a renewable option for renewable energies, which leads to a significant increase in the sustainability of the proposed projects.
- The development of the gas transmission network on the territory of Romania to enable third party access to the gas transmission system.

By achieving the objectives set in **the 2020-2029 TYNDP Transgaz** wishes to become an important gas transmission operator on the international gas market, with a national gas transmission system that is modern, intelligent, integrated at the European level and with a

modern management system, in line with the international performance standards and regulations.

In order to comply with the 90-day deadline for the submission to ANRE of the GMS Decision on the approval of the financing of the Development Plan, we submit for review and approval to the Board of Directors the financing of the **"Development Plan for the National Gas Transmission System 2022-2031"**, approved by ANRE, for submission to the GMS for approval.

**Pursuant to art. 20(1)(w) of the updated Articles of Incorporation in conjunction with art. 2 of ANRE Decision no. 1944/01.11.2022, we hereby submit for your approval, the funding of the "Development Plan of the National Gas Transmission System 2022 - 2031".**

Please find attached the following documents:

- "Plan for the Development of the National Gas Transmission 2022-2031"
- ANRE Decision no. 1944/01.11.2022 on the approval of the Development Plan of the National Gas Transmission System 2022 - 2031"

**Petru Ion VĂDUVA**  
**Chairman**  
**Of the Board of Administration**

**THE NATIONAL ENERGY REGULATORY AUTHORITY**

**THE PRESIDENT CABINET**

**DECISION no. 1944/01.11.2022**

**On the approval of the Development Plan of the National Gas Transmission System  
for the period 2022-2031**

Considering the provisions of art. 125, paragraph (6) - (8) and art. 128 paragraph (1) letter e) of the Electricity and Gas Law no. 123/2012 as amended and of art. 9 letter a) of the Substantiation procedure and the criteria for approving the investment plans of the gas transmission system, distribution and storage as well as LNG/hydrogen operators, approved by Order no. 38/2019 of the President of the National Energy Regulatory Authority, as amended,

pursuant to art. 5 paragraph (1) letter d) and art. 10 paragraph (1) letter a) of the Government Emergency Ordinance no. 33/2007 on the organization and functioning of the National Energy Regulatory Authority, approved by Law no. 160/2012, as amended,

**The President of the National Energy Regulatory Authority issues the following**

**DECISION**

**Art. 1.** The Plan for the Development of the National Gas Transmission System for the period 2020 – 2031, prepared by Transgaz and submitted to the National Energy Regulatory Authority under letter no. 153653/26.09.2022, together with the obligations contemplated in the annex which is integral part of this decision is approved.

**Art. 2.** Within 90 days from the notification of this decision, Transgaz shall provide the Romanian National Energy Regulatory Authority with the Resolution of the General Shareholders Meeting on the approval of the funding of the Development Plan provided for at art. 1.

**Art. 3.** Within 5 working days from the date of the notification hereof, Transgaz shall publish the Plan for the Development of the National Gas Transmission System under art. 1 on its website.

Translation from Romanian

**Art. 4.** Transgaz shall implement the provisions hereof and the relevant services of the National Energy Regulatory Authority shall monitor the compliance.

**Art. 5.** On the date of entry into force of this Decision. Decision of the President of the National Energy Regulatory Authority No 2210/25.11.2020 shall cease to apply.

**Art. 6.** This decision shall be notified to Transgaz and published on the website of the National Energy Regulatory Authority.

**President of the National Energy Regulatory Authority**

**Dumitru CHIRIȚĂ**

*Illegible signature and stamp*



## **OBLIGATIONS**

### **Of the gas transmission system operator – the National Gas Transmission Company Transgaz S.A.**

Upon the preparation of the plan for the development of the National Gas Transmission System for the period 2024-2033, to be submitted to ANRE by **1 August 2024**, Transgaz shall acknowledge the following obligations:

- a) To comply with the framework content of the *Substantiation procedure and the criteria for the approval of the investment plans of the gas transmission system, distribution and storage as well as LNG/hydrogen operators*, approved by Order no. 38/2019 of the President of the National Energy Regulatory Authority, as amended.
- b) To present documents demonstrating the correlation of the national gas transmission system development plan with the spatial planning and systematization plans, according to the provisions of art. 125 paragraph (7) of Electricity and Gas Law no. 123/2012, as amended, such as: agreements, commitments, memoranda, protocols.
- c) Submit documents proving the correlation of the 10-year national gas transmission system development plan with the regional network investment plans and the Community-wide network development plan, in accordance with the provisions of Directive CE / 73/2009 of the European Parliament and Council of 13 July 2009.
- d) To include the projects for applicants' connection to the transmission system, according to the provisions of art. 130 paragraph (1) of Electricity and Gas Law no. 123/2012, as amended.
- e) To comprise all strategic projects in the 10-year national gas transmission system development plan; the projects for which a final investment decision has not been taken yet will be included in a dedicated category and will be approved subject to the fulfilment of the financing approval criteria.
- f) Submit a detailed 10-year upgrading and development plan for 2024-2033, which will include annual investment expenses, broken down annually for each project, with details of funding sources (own funds, borrowed funds and non-reimbursable funds). List of major projects, annual amounts, sources of funding and status of the decision to fund major projects. Maintenance works plan for the period 2024-2033 and Analysis of the impact of the 10-year development plan on the transmission tariff.
- g) To send the substantiation documents related to major projects updated as opposed to the approved edition of the 10-year development plan, contemplating justification of the decision

### Translation from Romanian


to fund them.

- h) To submit the resolution of the General Shareholders' Meeting on the prior approval of the 10-year gas transmission system development plan.
- i) To examine the possibility of including in the 10-year national gas transmission system development plan projects for the transmission of hydrogen mixed with natural gas in connection with national and European legislation on natural gas and hydrogen.
- j) To analyse the possibility of including in the plan the storage facility of Margineni Roman in order to increase the NTS operation safety in Romania as well as for the system in the Republic of Moldova.

# SNTGN TRANSGAZ SA MEDIAŞ

## DEVELOPMENT PLAN FOR THE NATIONAL GAS TRANSMISSION SYSTEM

2022 – 2031



## CONTENTS

<b>1. INTRODUCTION .....</b>	<b>4</b>
1.1. Update and completion of the 2020-2029 TYNDP.....	5
<b>2. COMPANY PROFILE .....</b>	<b>7</b>
2.1. The activity of the company .....	7
2.2. Shareholding .....	10
2.3. Organisation and management.....	10
<b>3. DESCRIPTION OF THE NATIONAL GAS TRANSMISSION SYSTEM .....</b>	<b>11</b>
<b>4. ROMANIAN AND REGIONAL GAS MARKET .....</b>	<b>15</b>
4.1 Romanian gas market .....	15
4.2 Regional gas market and gas supply possibilities .....	18
4.3 The conclusions of the regional gas market analysis.....	27
<b>5. GAS CONSUMPTION, PRODUCTION AND STORAGE.....</b>	<b>28</b>
5.1 Gas consumption .....	28
5.1.1 2012 – 2021 gas consumption.....	28
5.1.2 Seasonal consumption and consumption peak .....	28
5.1.3 Gas consumption forecasts 2022-2031 .....	29
5.2. Gas production .....	30
5.2.1. 2012– 2021 gas production .....	30
5.2.2 Forecast of the domestic gas production 2022 – 2031 .....	31
5.3 Underground gas storage .....	33
5.3.1 Current context of the underground gas storage activity.....	33
5.3.2 Forecasts for underground gas storage .....	36
<b>6. SECURITY OF GAS SUPPLY .....</b>	<b>36</b>
<b>7. DEVELOPMENT PATHS FOR THE NATIONAL GAS TRANSMISSION SYSTEM (NTS).....</b>	<b>41</b>
7.1 Development on the Romanian territory of the National Gas Transmission System on the Bulgaria – Romania – Hungary – Austria Corridor (BRUA) .....	44
7.1.1 Development on the Romanian territory of the NTS on the Bulgaria – Romania – Hungary – Austria Corridor (BRUA) – Phase I – completed project.....	45
7.1.2 Development on the Romanian territory of the NTS on the Bulgaria – Romania – Hungary – Austria Corridor (BRUA) – Phase II .....	46
7.2 Development on the Romanian territory of the Southern Transmission Corridor for taking over the Black Sea gas .....	48
7.3 The interconnection of the national gas transmission system with the international gas transmission pipeline T1 and reverse flow Isaccea – completed project.....	50
7.4 NTS developments in North-East Romania for enhancing gas supply to the area and for ensuring transmission capacities to/from the Republic of Moldova.....	50
7.5 Extension of the bi-directional gas transmission corridor Bulgaria – Romania - Hungary – Austria (BRUA Phase III) .....	52
7.6 NTS developments for taking over Black Sea gas .....	54
7.7 Romania – Serbia Interconnection – interconnection of the national gas transmission system with the similar gas transmission system in Serbia .....	55
7.8 Upgrading GMS Isaccea 1 and GMS Negru Vodă 1 .....	57
7.8.1 Upgrading GMS Isaccea 1 – completed project.....	57
7.8.2 Upgrading GMS Negru Vodă 1- removed .....	57
7.9 Interconnection between the gas transmission systems of Romania and Ukraine in the Gherăești – Siret direction - removed.....	58
7.10 Development/Upgrading of the gas transmission infrastructure in the North-Western part of Romania .....	58
7.11 Increase in the gas transmission capacity of the interconnection Romania-Bulgaria, in the Giurgiu-Ruse direction.....	60
7.12 Eastring-Romania .....	62
7.13 Monitoring system, data control and acquisition for the cathodic protection stations related to the National Gas Transmission System.....	63
7.14 Development of the SCADA system for the National Gas Transmission System.....	65
7.15 Upgrading GMS Isaccea 2 and GMS Negru Voda 2 for enabling bidirectional flow on the T2 pipeline .....	67
7.16 Upgrading GMS Isaccea 3 and GMS Negru Voda 3 for enabling bidirectional flow on the T3 pipeline .....	69

7.17 Interconnection between NTS and the Black Sea LNG Terminal .....	71
<b>8. DEVELOPMENT DIRECTIONS OF THE GAS STORAGE SYSTEM.....</b>	<b>72</b>
I. DEPOGAZ PLOIESTI – MAJOR STORAGE PROJECTS .....	72
8.1 Modernization of Bilciurești underground gas storage system infrastructure .....	72
8.2 Increasing underground gas storage capacity at the Ghercești Underground Gas Storage Facility .....	74
8.3 New underground storage facility in Falticeni (Moldova) .....	75
8.4 Increasing the storage capacity of the Sărmășel underground gas storage facility (Transylvania) .....	76
II. DEPOMUREȘ TARGU MURES – MAJOR GAS STORAGE PROJECTS .....	78
8.5 Depomureș storage facility .....	78
8.6 ANALYSIS OF STORAGE PROJECTS .....	80
8.6.1. The status of the projects by the final investment decision (FID):.....	80
8.6.2. Cost of major storage projects .....	81
<b>9. ANALYSIS OF TRANSGAZ’S STRATEGIC PROJECTS.....</b>	<b>82</b>
9.1 Status of the Projects.....	82
9.2 The cost of the projects .....	83
9.3 Planning the achievement of Transgaz's Strategic Projects for the period 2021-2031.....	89
9.4 Project benefits .....	90
9.5 Comparison 2020 ENTSG TYNDP / 2022 – 2031 Development Plan for the National Gas Transmission System (PDSNT).....	90
<b>10. MAJOR PROJECTS COMPLETED .....</b>	<b>92</b>
1. Development on the Romanian territory of the NTS on the Bulgaria – Romania – Hungary – Austria Corridor (BRUA) – Phase I – completed project .....	92
2. The interconnection of the national gas transmission system with the international gas transmission pipeline T1 and reverse flow Isaccea – completed project.....	95
3.1. Upgrading GMS Isaccea 1 and GMS Negru Vodă 1 .....	97
3.1. Upgrading GMS Isaccea 1 – completed project .....	97
<b>11. FINANCING OPTIONS .....</b>	<b>98</b>
<b>12. DO MINIMUM AND DO MAXIMUM SCENARIOS .....</b>	<b>99</b>
<b>13. THE 2021 – 2024 UPGRADING AND INVESTMENT PLAN .....</b>	<b>101</b>
<b>14. CONCLUSIONS .....</b>	<b>108</b>
<b>Definitions and abbreviations.....</b>	<b>110</b>

## 1. INTRODUCTION

For compliance with Art. 22 of European Directive EC/73/2009 on the obligation of all EU gas transmission system operators to prepare **TYNDPs**, Transgaz, as the technical operator of the National Gas Transmission System of Romania, prepared the **Development Plan for the gas transmission system for 2022-2031**.

This document presents the development directions of the Romanian gas transmission network and the major projects that the company envisages over the next 10 years. Our goal is to achieve a maximum level of transparency with respect to the development of the National Gas Transmission System (NTS) in order for the market players to be informed in a timely manner about the existing and planned transmission capacities, in order for the investment decisions regarding the gas transmission network to respond to the market demands, following public consultations.

**The Development Plan for the National Gas Transmission System (NTS) for 2021-2030**, prepared according to **Electricity and Gas Law no. 123/2012**, as further amended and supplemented, with the objectives proposed in the Romanian Energy Strategy 2020-2030, with an outlook for 2050, is compliant with the European energy policy for:

- ensuring safety of gas supply;
- increasing interconnectivity between the national gas transmission network and the European network;
- increasing the flexibility of the national gas transmission network;
- the liberalization of the gas market;
- creating the integrated gas market in the European Union
- ensuring the connection of third parties to the gas transmission system, according to specific regulations, within the limits of transmission capacities and compliant with the technological regimes;
- the extension of the pipeline network up to the entrance to the localities certified as tourist resorts of national or local interest, when such localities are at a distance of maximum 25 km from the connection points of the transmission system operators;
- ensuring the connection to the natural gas network of new investments which generate work places.

TRANSGAZ is a member of ENTSG (European Network of Transmission System Operators for Gas), an entity where the company works together with all the EU gas transmission system operators in order to establish a common regulatory framework and a common strategy and vision for the development of the European gas transmission system to establish an integrated energy market.

In this context, while preparing The Development Plan for the National Gas Transmission System for 2022-2031, we aimed at coordinating the TYNDP and GRIP with the development plans of the gas transmission operators in the region.

Security of gas supply is underlying any energy policy – any serious disorder leading to gas supply disruptions has significant consequences for the economies of the EU member states. In order to strengthen this reliability, the EU states need to diversify their energy vectors and energy sources, but, at the same time, to act for the modernization of the existing gas transmission infrastructure.

For the sustainable development of the natural gas transmission infrastructure in Romania, Transgaz proposes an extensive investment plan through the **TYNDP** for the strategic and sustainable

development of the Romanian gas transmission infrastructure enabling the alignment of the NTS with European transmission and operation requirements complying at the same time with the requirements of European regulations in the field of environmental protection.

In this regard, Transgaz aims:

- to promote investment projects which contribute to the achievement of a sustainable gas transmission system in safety conditions stipulated in the applicable laws, with the limitation of the impact on the environment and the population;
- to carry out projects in such a way that the impact on the natural and anthropogenic environment is minimal;
- to execute projects in such a way that the impact on biodiversity is minimal

In the context of the geopolitics and geo strategy of the European energy routes, Romania benefits from the advantages of the geographical location on important gas transmission corridors and access to gas resources discovered in the Black Sea, aspect which leads to the need of an efficient exploitation of these opportunities.

**According to the legal provisions, the document is subject to the approval of the National Regulatory Authority for Energy (ANRE). This document represents the update and completion of the NTS Development Plan in the period 2020-2029, approved by ANRE by Decision 2210/25.11.2020.**

#### ***1.1. Update and completion of the 2020-2029 TYNDP***

- Updating chapters 2, 3, 4, 5 and 6 with the end of year 2021 data;
- Updating the estimated schedules of the projects, the values and deadlines for completion of the 2020-2029 TYNDP projects as a result of the completion of the pre-feasibility and feasibility studies, of the FEEDS or contracts signing;
- introduction of a new chapter: Do minimum and Do maximum Scenarios;
- updating the list of Major Projects following the completion of works;
- updating of estimated project schedules, values and completion dates of storage projects - Chapter 8 *Development directions of the natural gas storage system*.
- of a new chapter Major projects completed(Chapter 10);
- update of Chapter 13 - Modernisation and Investment Development Plan 2021-2024.

Project number	Project name	Status
7.1.1	Development on the Romanian territory of the National Gas Transmission System on the Bulgaria – Romania – Hungary – Austria Corridor – <b>Phase I</b>	COMPLETED
7.1.2	Development on the Romanian territory of the National Gas Transmission System on the Bulgaria – Romania – Hungary – Austria Corridor – <b>Phase II</b>	
7.2	Development on the Romanian territory of the Southern Transmission Corridor for taking over the Black Sea gas	
7.3	The interconnection of the national gas transmission system with the international gas transmission pipeline T1 and reverse flow Isaccea	COMPLETED
7.4	NTS developments in North-East Romania for enhancing gas supply to the area and for ensuring transmission capacities to the Republic of Moldova	COMMISSIONED 2021
7.5	Extension of the bidirectional gas transmission corridor Bulgaria – Romania - Hungary – Austria (BRUA Phase III)	
7.6	NTS developments for taking over Black Sea gas	COMMISSIONED 2021
7.7	Romania – Serbia Interconnection	
7.8	Upgrading GMS Isaccea 1 and GMS Negru Vodă 1	
7.8.1	Upgrading GMS Isaccea 1	COMPLETED
7.8.2	Upgrading GMS Negru Vodă 1	Removed
7.9	Interconnection between the gas transmission systems of Romania and Ukraine in the Gherăești – Siret direction	Removed
7.10	Development/Upgrading of the gas transmission infrastructure in the North-Western part of Romania	
7.11	Increase in the gas transmission capacity of the interconnection Romania-Bulgaria, in the Giurgiu-Ruse direction	
7.12	Eastring–Romania	
7.13	Monitoring system, data control and acquisition for the cathodic protection stations related to the National Gas Transmission System	
7.14	Development of the SCADA system for the National Gas Transmission System	
7.15	Upgrading GMS Isaccea 2 and GMS Negru Voda 2 for enabling bidirectional flow on the T2 pipeline	
7.16	Upgrading GMS Isaccea 3 and GMS Negru Voda 3 for enabling bidirectional flow on the T3 pipeline	
7.17	Interconnection between NTS and the Black Sea LNG Terminal	

#### Project included in:

	2014-2023 TYNDP
	2017-2026 TYNDP
	2018-2027 TYNDP
	2019-2028 TYNDP
	2020-2029 TYNDP



## 2. COMPANY PROFILE

### 2.1. The activity of the company

The National Gas Transmission Company TRANSGAZ SA established under Government Decision no. 334/28 April 2000, following the restructuring of the National Gas Company ROMGAZ SA, is a Romanian legal entity, with the legal form of joint stock company and operates according to the Romanian laws and its bylaws.

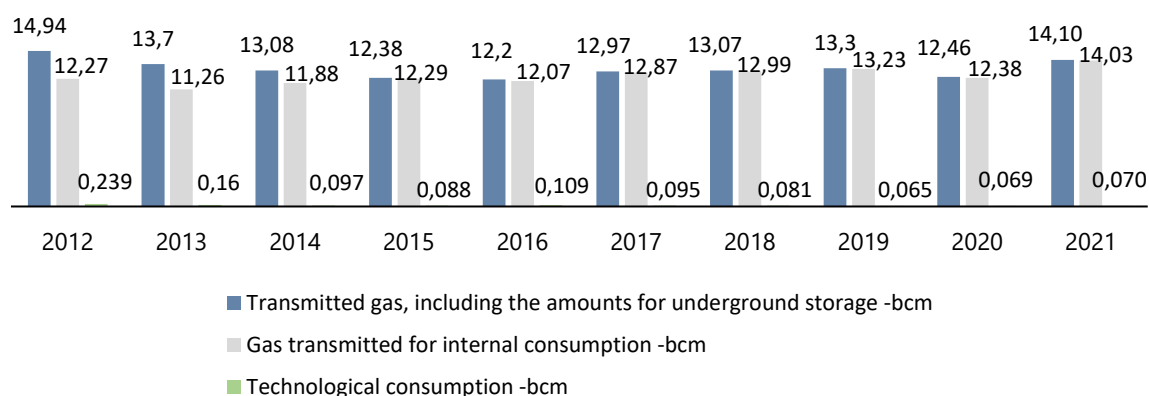
Transgaz is the technical operator of the National Gas Transmission System (NTS) ensuring the execution of the national strategy regarding the internal and international gas transmission and dispatching with efficiency, transparency, safety, non-discrimination and competitiveness, as well as the research and project development in its field, in compliance with the provisions of the European and national laws, the quality, performance, environment and sustainable development standards.

The gas transmission activity is performed based on the Concession Agreement regarding the National Transmission System pipelines, facilities and equipment owned by the Romanian State, concluded with the National Agency for Mineral Resources (ANRM), as the representative of the State, approved by GR 668/20 June 2002 (published in OJ 486/8 July 2002, valid until 2032, as further amended and supplemented by seven addenda approved by government resolution.

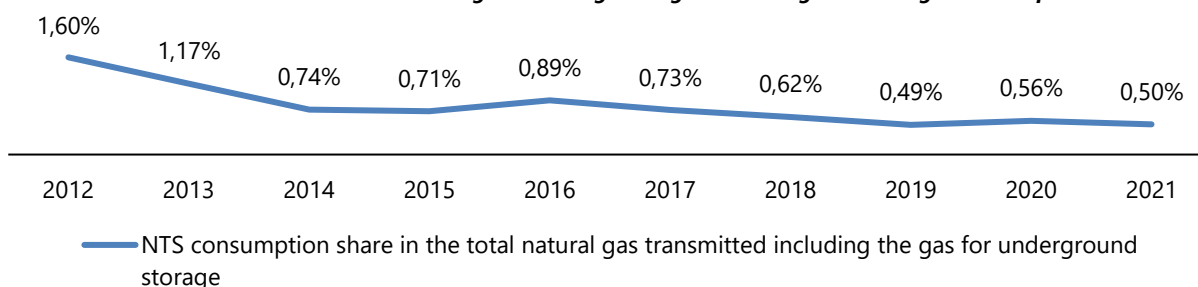
### Domestic gas transmission (via NTS)

The domestic gas transmission activity is carried out by Transgaz based on the gas transmission system operating licence no. 1933/20.12.2013, issued by the National Energy Regulatory Authority (ANRE) and valid until 8 July 2032.

Gas transmission is ensured through over 14.200 km of pipelines and connections for gas supply, with diameters between 50 mm and 1,200 mm, at pressures between 6 bar and 63 bar.

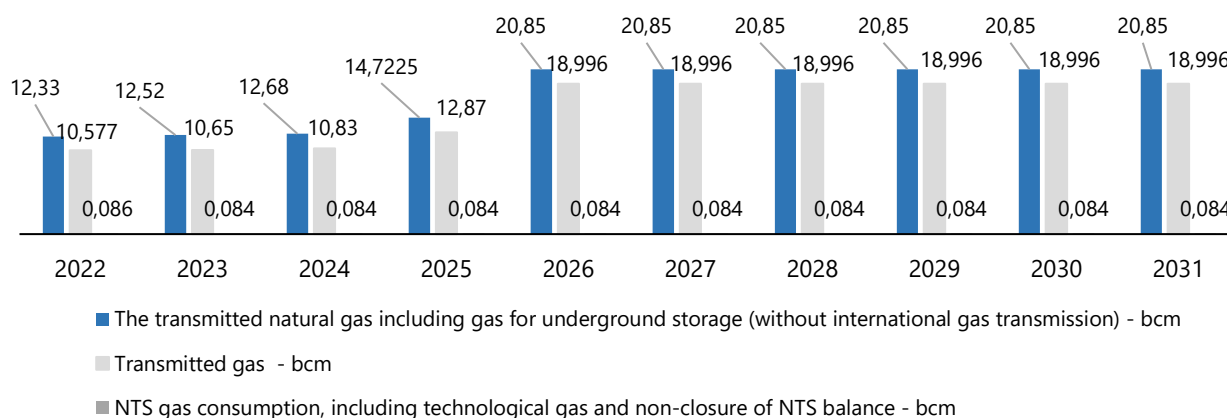


**Chart 1 - 2012 – 2021 transmitted gas including underground storage and NTS gas consumption**



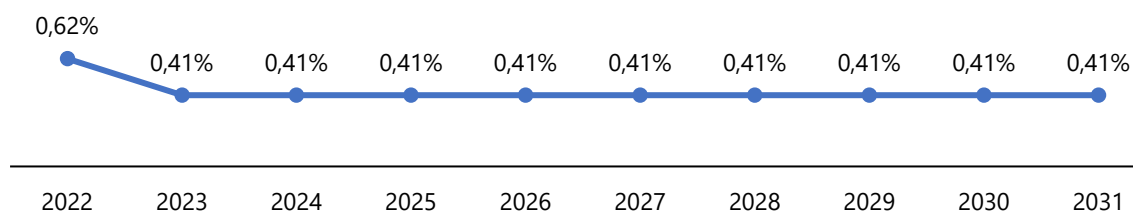
**Chart 2 –The share of the NTS gas consumption in the total transmitted gas including underground storage in 2012-2021**

**Forecasts of the transmitted gas quantities including the ones meant for underground storage and of the NTS gas consumption for the period 2022–2031:**



**Year 2026**-increase by 8.17 bcm, the Black Sea source

**Chart 3- Forecasts of the transmitted gas quantities including underground storage gas (without international gas transmission) for the period 2022–2031**



**Chart 4 - Forecast of NTS gas consumption share in the total transmitted gas including gas for storage for 2022-2031**

### International gas transmission (via the Transbalkan Corridor)

The activity of gas transmission is carried out by Transgaz based on the operating licence for the gas transmission system no. 1933/20.12.2013, issued by the National Energy Regulatory Authority (ANRE) and valid until 8 July 2032, according to Electricity and Gas Law 123/2012, as further amended and supplemented, and according to the applicable regulations in the domain.

The international gas transmission activity is carried out in the South-East of the country (Dobrogea) where the Romanian pipeline section between Isaccea and Negru Voda is included in the Balkan route of the international gas transmission from Russia to Bulgaria, Turkey, Greece and Macedonia.

On the above mentioned route, North of **Isaccea**, there are three interconnections with the similar international gas transmission system of Ukraine, and south of **Negru Voda**, there are three interconnections with the similar international gas transmission system from Bulgaria.

In gas year 2019-2020 the Isaccea 1 – Negru Vodă 1 (T1) gas transmission pipeline was connected to the National Gas Transmission System in the GMS Isaccea zone, enabling the physical flow of gas from the T1 transmission pipeline to the NTS and in reverse direction.

Following the connection of the Isaccea 1–Negru Voda 1 (T1) gas transmission pipeline with the National Gas Transmission System, Negru Voda 1 became a NTS interconnection point to which the provisions of the same tariff setting methodology are applied (methodology approved by ANRE

Order 41/2019), which is also applicable to the interconnection points with the EU Member States (Csanadpalota, Giurgiu Ruse) and to the domestic points of the National Transmission System. The transmission capacity at the points related to the T1 pipeline is traded in accordance with Order No. 215/05.12.2019 of the ANRE President on the amending and supplementing of certain orders of the ANRE President, and Regulation (EU) No. 459/2017 establishing a network code on capacity allocation mechanisms in gas transmission systems and repealing Regulation (EU) No. 984/2013.

Regarding transmission through the T2 and T3 pipelines with the following characteristics: DN 1200, L=186 km and technical capacity = 10 billion Scm/year (T2) and DN 1200, L = 183,5 km and 10 billion Scm/year (T3), the company concluded the Agreement for the termination of the legacy contract between SNTGN Transgaz SA and Gazprom Export LLC.

At the end of 2021, the Isaccea 2-Negru Voda 2 T2 natural gas transmission pipeline was connected to the National Gas Transmission System, which enables the physical flow of gas from the T2 pipeline to the NTS and in reverse direction.

At the same time, the natural gas metering stations at Isaccea 2 and Negru Voda 2 were upgraded to ensure reverse flow at the cross-border interconnection points Isaccea 2 with Ukraine and Negru Voda 2 with Bulgaria.

Following the completion of the works to connect the T2 pipeline to the NTS at the end of 2021, Transgaz is currently taking the necessary steps (conclusion of interconnection agreements) together with the neighbouring TSOs to ensure and provide bidirectional capacity at the interconnection points on this transmission pipeline.

The T3 Isaccea 3-Negru Voda 3 gas transmission pipeline is not yet connected to the NTS.

**The operation** of the National Gas Transmission System by Transgaz mainly consists of the following activities:

- commercial balancing;
- contracting the gas transmission services;
- dispatch and technological conditions;
- metering and monitoring gas quality;
- gas odorization and international gas transmission.

**Transgaz** may also carry out other related activities for supporting the core business, according to the applicable laws and its own bylaws, being able to procure gas only for balancing and the safe operation of the National Transmission System.

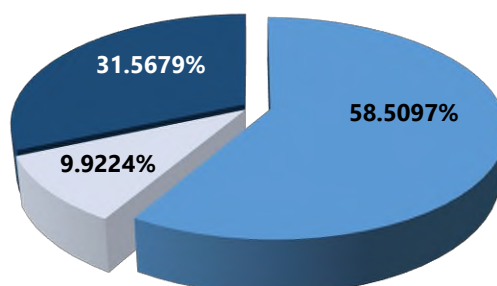
The company's income is generated from the internal and international gas transmission activity and from connection fees, services and project development, from penalties charged to clients and other related services.

The quality of the transmission services is a constant preoccupation both for Transgaz and for the National Energy Regulatory Authority. For monitoring the gas transmission services, based on specific indicators and minimal performance levels, starting with 1 October 2016, the **Performance Standard for the gas transmission services** entered into force, **approved by ANRE Order 161/26.11.2015**. On 1 October 2022 **ANRE Order 140/2021** on the approval of the Performance Standard for the natural gas transmission system service will enter into force.

## 2.2. Shareholding

The public offering of 10%, in 2008 and of 15%, in 2013 of Transgaz increased share capital through the Bucharest Stock Exchange contributed to the increase in capitalization and the development of the capital market in Romania, thanks to the dynamics of the sector in which the company activates.

Transgaz shareholding structure on 31 December 2021 is as follows:



■ The Romanian State through the GSG ■ Natural persons ■ Legal persons

**Chart 5 –Transgaz shareholding structure on 31 December 2021**

## 2.3. Organisation and management

Transgaz is administrated in a unitary system by the Board of Administration.

There is a **separation** between the non-executive function (non-executive director) and the executive one (directors) – a mandatory separation in the case of joint stock companies whose annual financial standing is subject to a legal audit obligation.

The Board of Administration has delegated the management of the company to the director -general of Transgaz. The director - general of Transgaz represents the company in its relations with third parties and is responsible for taking all the general management, within the limits of the company's core business and in compliance with the exclusive competences under the law or the Articles of Association, the Board of Administration and the General Meeting of the shareholders.

**SNTGN TRANSGAZ SA** carries out its activity in the following locations:

- Transgaz's headquarters: Mediaș, 1 C.I. Motaș Square, Sibiu County, 551130;
- Maintenance and Exploitation Division: Mediaș, 11 George Enescu Street, Sibiu County, 551018;
- Design and Research Division: Mediaș, 6 Unirii Street, Sibiu County, 550173;
- Bucharest Gas Market Operator Division: Bucharest, 30 Dorobanti Road, District 1, 010573;
- Transgaz Representative Office – Romania: Bucharest, 55 Primaverii Blvd.
- Transgaz Representative Office – Brussels, Belgium: Brussels, 23 Luxembourg Street;
- General Inspection Unit: Bucharest, 155 Victoriei Road, District 1, 010073;
- Research – Design Unit Brasov, 2 Nicolae Titulescu Street;
- Secondary office of Transgaz: Mediaș, 3 I.C. Brătianu, building 3, flat 75, Sibiu County.

**The subsidiaries of SNTGN Transgaz SA in the Republic of Moldova are as follows:**

- EUROTRANSGAZ Limited Liability Company: 7/E Balcani Road, outside the built-up area, Ghidighici village, Chisinau, Moldova;
- VESTMOLDTRANSGAZ Limited Liability Company: 7/E Balcani Road, outside the built-up area, Ghidighici village, Chisinau, Moldova.

Transgaz has **9 regional offices and a subsidiary**:

- **Arad Regional Office**, 56 Poetului Street, Arad, Arad County, code 310369;
- **Bacău Regional Office**, 63 George Bacovia Street, Bacău, Bacău County, code 600238;
- **Brăila Regional Office**, 5 Ion Ghica Street, Brăila, Brăila County, code 810089;
- **Braşov Regional Office**, 102A Grivitei Blvd., Braşov, Braşov County, code 500449;
- **Bucharest Regional Office**, 24 Lacul Ursului Street, District 6, Bucharest, code 060594;
- **Cluj Regional Office**, 12 Crişului Street, Cluj-Napoca, Cluj County, code 400597;
- **Craiova Regional Office**, 33 Arhitect Ioan Mincu Street, Craiova, Dolj County, code 200011;
- **Mediaş Regional Office**, 29 George Coşbuc Street, Mediaş, Sibiu County, code 551027;
- **Constanţa Regional Office**, 1 Albastră Street, Constanţa, Constanţa County, code 900117;
- **Mediaş Subsidiary**, 59 Sibiului Street, Mediaş, Sibiu County



**Figure 1- Map of Transgaz regional offices**

### 3. DESCRIPTION OF THE NATIONAL GAS TRANSMISSION SYSTEM

Natural gas transmission in Romania has a long tradition. The first natural gas transmission pipeline within the National Transmission System was commissioned in 1914.

The National Transmission System (NTS) covers the whole national territory and has a radial-ring structure.

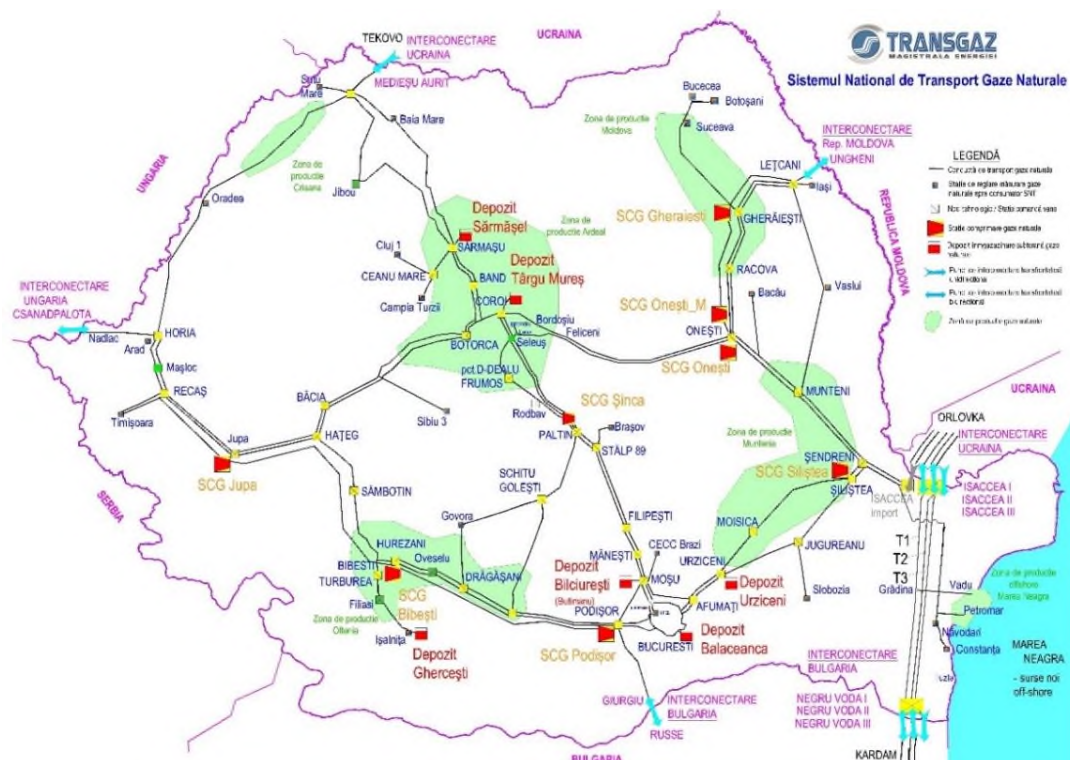


The National Transmission System is represented by the main pipeline, as well as by the related facilities and equipment, operated at pressures ranging from 6 bar to 63 bar through which the gas is taken over from the production fields or imported and transmitted for delivery to internal gas market customers, export, international transmission, etc.

The main components of the National Gas Transmission System on **31.12.2021** are:

NTS facility/component	MU	Value
Main transmission pipelines and connections for gas supply, of which : - pipelines for international gas transmission ( <b>Transit III - BRUA</b> )	km	<b>14.209,55</b>  183,5 482
Operating gas regulating - metering stations (MRS)	pcs	<b>1.141</b> <b>(1.247 metering directions)</b>
Valve control stations (VCS, TN)	pcs	59
Import/export gas metering stations (GMS) ( <b>Giurgiu, Medieșu Aurit, Isaccea I, Isaccea fost T1, Isaccea the former T2, Negru Vodă the former T1, Negru Voda the former T2</b> )	pcs	7
Gas metering stations located on the international gas transmission pipelines (GMS) ( <b>Isaccea Transit III, Negru Vodă III</b> )	pcs	2
Gas compressor stations (GCS) ( <b>Șinca, Onești, Siliștea, Jupa, Podișor, Bibești, Onești M, Gherăești</b> )	pcs	8
Cathodic protection stations (CPS)	pcs	1.045
Gas odourisation stations (GOS)	pcs	1.026

**Table 1 - NTS components on 31.12.2021**



**Figure 2 – Map of the National Transmission System**

## The technical analysis of the National Transmission System on 31.12.2021

Service life	Transmission pipelines (km)	Supply pipelines (km)	Number of directions of metering regulation stations
> 40 years	7.315,67	357,17	153
Between 30 and = 40 years	1.562,07	163,23	56
Between 20 and = 30 years	722,39	399,2	352
Between 10 and = 20 years	1.548,71	827,5	532
Between 5 and = 10 years	432,18	32,08	95
≤ 5 years	815,808	33,55	59
TOTAL	12.396,83	1.812,72	1.141 MRSs (1.247 metering directions)
	14.209,55		

**Table 2 - Analysis of technical situation**

Their technical condition is maintained at an appropriate level as the operating activity is carried out in the context of a preventive, planned, corrective maintenance system supported by annual development and modernization investment plans.

### Gas transmission capacity

**The domestic and international gas transmission capacity** is ensured through the network of pipelines and gas supply connections with diameters ranging from 50 to 1.200 mm.

The total technical capacity of the NTS entry/exit points is 141.221 thousand cm/day (51,545 bcm/y) at the entry and 271.252 thousand cm/day (99,007 bcm/y) at the exit.

The total technical capacity of the interconnection points located on the T2 and T3 international gas transmission pipelines is approximately 55.018 thousand cm/day (19,3 bcm/y, with a usage factor of 0,959) both at country entry and exit.

The natural gas storage system with a total capacity of 32,9 TWh is one of the elements that contributes to optimizing the use of the gas transmission infrastructure and system balancing.

**The compression capacity** is ensured by 8 gas compressor stations located on the main transmission routes, which have an installed power of approximately 79,6 MW.

The 8 compressor stations are new or upgraded.

Approximately 20% of the existing technological nodes are new or rehabilitated.

During the implementation of the SCADA system, the technological nodes will continue the upgrading process.

The NTS is equipped with **1.045 cathodic protection stations**. Cathodic protection reduces to a large extent the piping corrosion speed, thus increasing operation safety and reliability and the service life of the buried metal pipelines. The technical norms on the classification and service life of the assets establish a normal service life for the pipelines with cathodic protection that is twice as long (40-60 years) as that of the pipelines with no cathodic protection. Approximately 96% of the pipelines and connections operated are cathodically protected.

**988** MRSs, out of the **1.247** (consumption directions) in operation, implemented SCADA.

All these components of the NTS ensure the taking over of the gas from producers/suppliers and its transmission to the consumers/distributors or storage facilities.

The table below shows a synthesis of the limitations and interruptions scheduled following the repair/investment plans or the unforeseen limitations and interruptions following unexpected/accidental events for 2013-2021:

Period		Scheduled		Unforeseen	
		Limitations	Interruptions	Limitations	Interruptions
Calendar year	2013	7	43	4	113
	2014	5	43	5	158
	2015	8	64	8	164
	2016	7	43	38	160
	2017	11	44	0	198
	2018	0	5	8	121
	2019	1	17	6	72
	2020	1	19	3	57
	2021	1	30	12	134
Gas year	2016-2017	11	58	2	174
	2017-2018	0	5	7	138
	2018-2019	1	17	5	84
	2019-2020	1	18	3	56
	2020-2021	1	29	13	115

**Table 3 – Scheduled and unforeseen interruptions**

### Cross-border interconnection pipelines

The gas imports/exports to/from Romania are ensured through seven cross-border interconnection pipelines:

Country	Interconnector	Technical characteristics	Total technical capacity
UKRAINE	Orlovka (UA) - Isaccea (RO) * LLC GAS TSO UA → Transgaz	DN 1,000, Pmax = 45 bar	6,85 bscm/y at Pmin=35 bar
	Tekovo (UA) - Medieșu Aurit (RO) ** LLC GAS TSO UA → Transgaz	DN 700, Pmax = 75 bar	2,71 bscm/y at Pmin=47 bar
	Isaccea 1 (RO) - Orlovka 1 (UA) Transgaz ↔ LLC GAS TSO UA	DN 1,000, Pmax = 55 bar	6,85 bscm/y import capacity at Pmin=46,5 bar 4,12 bscm/y export capacity*** at Pmin=35,4 bar
HUNGARY	Szeged (HU) - Arad (RO) - Csanádpalota (HU) FGSZ ↔ Transgaz	DN 700, Pmax = 63 bar	2,63 bscm/y import capacity at Pmin=40 bar 1,75 bscm/y export capacity at Pmin=40 bar
REPUBLIC OF MOLDOVA	Iași (RO) - Ungheni (MO) Transgaz ↔ VestMoldtransgaz	DN 500, Pmax = 55 bar	1,88 bscm/y export capacity at Pmin=39,5 bar 0,73 bscm/y import capacity at Pmin=24 bar



BULGARIA	Giurgiu (RO) - Ruse (BG) Transgaz. ↔ Bulgartransgaz	DN 500, Pmax = 50 bar	1,50 bscm/y export capacity at Pmin=40 bar 0,92 bscm/y import capacity at Pmin=30 bar
	Kardam (BG) - Negru Vodă 1 (RO) Transgaz ↔ Bulgartransgaz	DN 1,000, Pmax = 55 bar	6,36 bscm/y export capacity**** at Pmin=31,5 bar 5,31 bscm/y import capacity at Pmin=45 bar

**Table 4 Cross-border interconnection pipelines**

\* This interconnection point is not in use as no Interconnection Agreement has been concluded. Currently gas is imported from Ukraine via Isaccea 1.

\*\*The TSO in Romania and the TSO in Ukraine are having discussions on the signature of a new interconnection agreement for these points.

\*\*\*The capacity is offered as interruptible since the Annex to the Interconnection Agreement regarding the gas quality requirements has not been signed yet.

\*\*\*\*Capacity conditional on capacity booking at the Isaccea 1 IP in the UA-RO direction.



**Figure 3 – NTS cross-border interconnection points**

## 4. ROMANIAN AND REGIONAL GAS MARKET

### 4.1 Romanian gas market

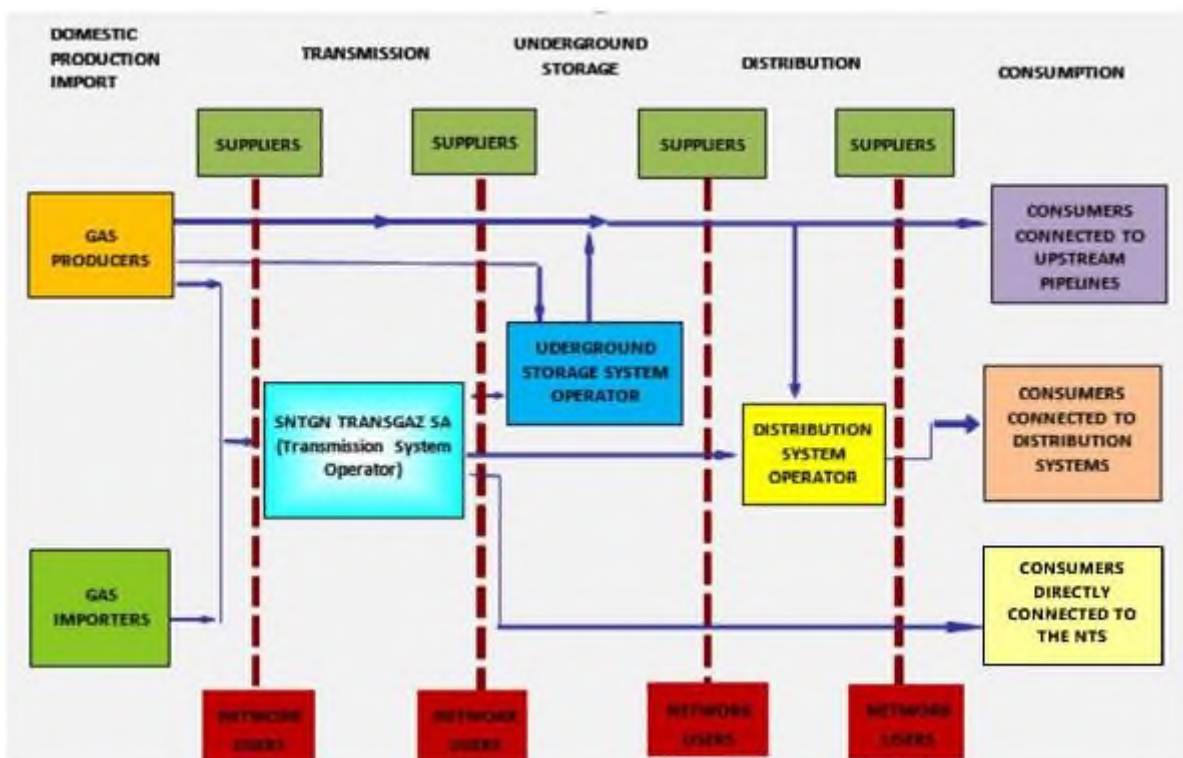
Romania has the largest natural gas market in Central Europe and was the first country to use natural gas for industrial purposes.

The gas market has reached record levels in the early 1980s, following the implementation of government policies aiming at eliminating dependency on the import which has led to an intensive exploitation of domestic resources, resulting in a decline in domestic production.

In the context of the radical structural and institutional reforms which characterized the Romanian economy after 1989 and which aimed to decentralize the services in order to increase their quality and efficiency, the Romanian energy market was gradually opened to competition as an integral part of the concept of the liberalization of the national economy and the free movement of products and services.

In particular, the Romanian gas sector has undergone a profound restructuring process, having as main pillars:

- the separation of activities into autonomous sectors of production, storage, transmission and distribution;
- reducing concentration of natural gas production and import by granting licences and authorizations to a growing number of companies;
- regulation of non-discriminatory access of third parties to the natural gas transmission system.



**Figure 4 – The Romanian gas market**

*Internal source*

*The current structure of the Romanian gas market includes (at the interface with Transgaz):*

- 1 operator of the National Transmission System – SNTGN TRANSGAZ SA MEDIAȘ;
- 10 gas producers: OMV Petrom SA, SNGN ROMGAZ SA, SC Amromco Energy SRL, SC Foraj Sonde SA, SC Raffless Energy SRL, Stratum Energy Romania LLC Wilmington the Bucharest Subsidiary, SC Hunt Oil SRL, SC Lotus Petrol SRL, SC Serinus Energy România, Dacian Petroleum SRL;
- 2 underground storage facilities operators: SNGN Romgaz - the Underground Gas Storage Facility Depogaz Ploiesti, SC Depomureș Târgu Mureș;
- 30 gas distribution companies, the largest being Distrigaz Sud Retele Srl and SC Delgaz Grid;
- 154 licences gas suppliers.

*The internal gas market* has two components:

- **the competitive segment**, which includes:
  - the *wholesale market* which functions based on:
    - (i) bilateral contracts between the gas economic operators,
    - (ii) transactions on centralized markets managed by the operator of the gas market or the operator of the balance market, whichever the case,
    - (iii) other types of transactions or contracts.
  - the *retail market* where the suppliers sell gas to final clients through contracts with negotiated prices.
- **the regulated segment** which includes the natural monopoly activities, the related activities and gas supply at a regulated price, based on the framework agreements approved by ANRE.

The increase of the competitive market share is achieved gradually by ensuring access to this market for more participants, suppliers and final clients.

The final clients can choose their supplier and can directly negotiate purchase agreements with the supplier.

The Romanian gas market has been gradually opened starting with 2001, from 10% of the total consumption, reaching 100% in January 2007 for industrial consumers.

For domestic consumers, the gas market was liberalized in July 2007 and at present, according to the provisions of Directive 2009/73/EC, the national market is 100% open.

**The development of the internal gas market aims at:**

- the development of competition between gas suppliers;
- continuing to implement `cap` pricing methods;
- stimulating the opening and/or the rehabilitation of gas deposits, in order to increase the internal production of gas and limit the dependency on imports;
- diversification of the import/export sources;
- flexibility of the storage system.
- establishing a natural gas hub.

**Romanian GAS HUB is an ambitious project**, which implies a new vision on the natural gas market, namely that of building a free, liquid, responsible, closely supervised market developing ways to support vulnerable customers, uniquely dispatched to prevent crises in exceptional situations and fully integrated into the European Energy Union. The hub involves rethinking all activities in the gas sector for a single purpose that of facilitating the trading of natural gas in order to obtain the best prices and to ensure a good quality of the gas transmission service.

Gas hubs are located in the centre of gas transmission networks: gas transmission pipelines, gas storage systems, liquefied gas terminals (LNG) etc. and are used as central points for the gas prices.

The development of a gas hub implies:

- the existence of a gas transmission pipeline network and gas storage facilities allowing for the trading of gas quantities at short notice;
- the existence of various gas supply sources: domestic production, imports through interconnection pipelines, lng transport overseas;
- the existence of a strong market for gas consumers with competing purchasing interests (from domestic to industrial consumers) is also considered crucial for the development of a diversified market;



- the existence of a regulation allowing domestic and foreign participants to trade and access transmission pipelines and storage facilities is also considered essential for the creation of a gas hub; participants need to know that they can trust a government that does not intervene when prices go against local interests;
- the existence, in the first stages of the development of a commercial hub, of an excessive supply of natural gas to allow the exchange of significant volumes of goods.

#### Romania – strengths for setting up a REGIONAL HUB.

- Romania has investment projects under implementation and/or planned for the development of infrastructure co-financed by EU grants. Transgaz as a TSO (transmission system operator) has a Plan for the development of the natural gas transmission infrastructure (NTS) for the following 10 years, with projects estimated at approx. € 3,42 billion (of which € 685,7 million for FID and A non-FID projects);
- Romania has the largest gas market in the region and the lowest dependence on imports, recording 80% of production in the region (new resources from the Black Sea).
- Romania enjoys a geostrategic position being located on important transmission corridors between the well-developed markets in central Europe and the sources of supply in SE Europe.
- Romania has well-developed storage facilities and interconnections with Bulgaria, Ukraine, Hungary, Moldova.


**Transgaz**, as technical operator of the NTS, has a very important role in ensuring the security of gas supply to the country and in the correct operation of the national gas market.

#### 4.2 Regional gas market and gas supply possibilities



Figure 5- Length of natural gas transmission systems in neighbouring countries

## BULGARIA


Bulgaria	
Number of inhabitants (2021)	6,85 million ( <a href="http://www.worldometers.info">www.worldometers.info</a> )
Natural gas consumption (2021)	35,43 GWh
The operator of the national transmission system	<b>Bulgartransgaz EAD</b>
Shareholding structure	100% - Bulgarian Energy Holding EAD
Economic indicators (2021)	Turnover - EUR - 299 mil. I Net profit - EUR 72 million Number of employees - 1.079 persons
Company management	Bulgartransgaz has an organizational management structure on two levels: <b>Supervisory Board</b> Kiril Georgiev Georgiev – Chairman <b>Management Board</b> Darina Hristova Koleva – Chairwoman
Volume of transmitted gas	Consumers and storage - 3.85 bcm Transit – 17,8 bcm/year by 2030 <b>TOTAL: 21,65 bcm</b>
Length of gas transmission system	<b>3.276 km</b>
Map of Gas Transmission System	
Description of the transmission system	<b>The national Bulgarian gas transmission system</b> is built in a ring-shaped form with a total length of 3.276 km, eleven compressor stations – CS Kardam-1, CS Kardam-2, CS Valchi Dol și CS Polski Senovets, CS Rasovo, CS Provadia, Cs Nova Provadia, CS Lozenets, CS Strandzha, CS Ihtiman and CS Petrich with total installed capacity of 406 MW. Its technical transport capacity amounts to 7,4 bcm/year, and the maximum working pressure is 54 bar.
LNG	-
Interconnections	Negru Vodă I, II and III / Kardam – Transgaz Romania Kulata / Sidirokastron –DESFA Greece Strandzha / Malkoclar –BOTAS Turkey Strandzha 2/Malkoclar - TAGTAS Turkey Kyustendil / Zidilovo - GA-MA North Macedonia Ruse / Giurgiu – Transgaz Romania Kireevo/Zaychar – Gastrans, Serbia

Bulgaria	
<b>Storages</b>	Chiren - Bulgartransgaz Total capacity: 5,8 million MWh
<b>Investment plan</b>	The 2022-2031 development plan may be found at: <a href="https://bulgartransgaz.bg/files/useruploads/files/amd/TYNDP%202022-2031%20EN.pdf">https://bulgartransgaz.bg/files/useruploads/files/amd/TYNDP%202022-2031%20EN.pdf</a>
<b>The main investments included in the plan</b>	<ul style="list-style-type: none"> <li>– Interconnection Turkey – Bulgaria;</li> <li>– Interconnector Greece – Bulgaria;</li> <li>– Interconnection between the national gas transmission systems of Bulgaria and Serbia;</li> <li>– NTS Rehabilitation, Upgrading and Development;</li> <li>– Construction of a pipeline between Bulgaria and Romania (investment in the Bulgarian system to increase BRUA related capacity) ;</li> <li>– Alexandroupoli LNG Terminal, Greece;</li> <li>– Eastring – Bulgaria;</li> <li>– Expansion of the Chiren UGS storage capacity;</li> <li>– Construction of a looping CS Valchi Dol - the valve station Novi Iskar to increase capacity and to connect with the existent system;</li> <li>– Construction of a pipeline between Varna and Oryahovo;</li> <li>– Construction of a looping between CS Provadia and Rupcha to increase capacity and to connect with the existent system;</li> <li>– Construction of new storage facilities on the territory of Bulgaria.</li> </ul>

Source: [www.bulgartransgaz.bg](http://www.bulgartransgaz.bg), <http://ec.europa.eu/eurostat>, [www.gie.eu](http://www.gie.eu), [entsog.eu](http://entsog.eu)

## SERBIA

Serbia	
<b>Number of inhabitants (2021)</b>	8,67 mil. ( <a href="http://www.worldometers.info">www.worldometers.info</a> )
<b>Natural gas consumption (2019)</b>	<b>3,4 bcm/year</b> of which approximately :
<b>The operator of the national transmission system</b>	<b>JP SRBIJAGAS</b>
<b>Shareholding structure</b>	<b>100% - the Serbian state.</b>
<b>Economic indicators (2020)</b>	Net profit - EUR 40.26 million Number of employees - 4.234 persons
<b>Company management</b>	<b>Board of Administration</b> Chairman: - <b>Muamer Redzović</b> General Manager: <b>Dusan Bajatovic</b>
<b>Volume of transmitted gas</b>	In 2019 the volume of gas transmitted amounted to 13 bcm.
<b>Length of the gas transmission system</b>	2.339 km - pipelines

Serbia	
<b>Map of Gas Transmission System</b>	
<b>Description gas transmission system</b>	<ul style="list-style-type: none"> <li>✓ the Serbian transmission system is managed by JP Srbijagas, with the exception of Pojate la Niš section MG-9 which is managed by the Yugorosgaz (subsidiary of Gazprom);</li> <li>✓ the nominal pressure of the system is 16-50 bar;</li> <li>✓ DN 150-750;</li> <li>✓ 32 gas distribution stations;</li> <li>✓ 1 compressor station at Batajnica;</li> <li>✓ storage facility with a capacity of maximum 850 million cubic meters.</li> </ul>
<b>LNG</b>	-
<b>Interconnections</b>	<p><u>Srbijagas</u></p> <p>Kiskundorozsma –FGSZ HU</p> <p>Zvornik –BH-gas-BA</p> <p>Pojate – YUGOROSGAZ</p> <p>YUGOROSGAZ</p> <p>Pojate–SRBIJAGAS-RS</p>
<b>Storages</b>	<p>Banatski Dvor SRBIJAGAS</p> <p>Total capacity: 450 million cubic meters</p>
<b>Investment plan</b>	<p><b>JP Srbijagas 2020-2029 Gas Transmission System Development Plan may be found at: <a href="http://www.transportgas-srbija.rs">www.transportgas-srbija.rs</a></b></p>
<b>The main investments included in the plan</b>	<p><b>Investments :</b></p> <p>The investments of the company are focused on:</p> <ul style="list-style-type: none"> <li>- the modernization and refurbishment of the Serbian gas transmission system pipelines, connections, equipment, utilities, etc.);</li> <li>- the upgrading the transmission capacities;</li> <li>- development of the storage system;</li> </ul> <p>Implementation of PCIs approved by the European Commission:</p> <ul style="list-style-type: none"> <li>- the construction of a reverse flow interconnector with Bulgaria with a length of 188 km and a capacity of 1-1,8 bcm/year BG-SRB and 0,15 bcm/year SRB-BG for connecting Serbia to the Southern Gas Corridor/Azerbaijan gas exported through TANAP and TAP;</li> <li>- the construction of an interconnector with Romania, with a length of 76 km (12,8 km on the Serbian territory) and a capacity of 1,2 bcm/year and which would make possible the implementation of a future interconnection of Serbia with Croatia;</li> <li>- the construction of an interconnector with Bosnia and Herzegovina (Rep. Srpska), with a length of 90 km, a DN500 diameter, a 50 bar pressure and maximum capacity of 1,2 bcm/year;</li> <li>- the possibility of constructing an interconnector with Montenegro (with the possibility of bi-directional flow), with a length of 114 km, a DN500diameter, a 50-40 bar pressure, and a maximum capacity of 1.000 million m3/year;</li> <li>- construction of an interconnector with Croatia, with a length of 95 km, a DN600 diameter, a 75 bar pressure and a capacity of 1.500 million m3/year;</li> <li>- the possibility of building an interconnector with Macedonia, with a length of 70,7 km, a DN 300 diameter, a 50 bar pressure and a capacity of 380 million m3/year.</li> </ul>

Source: transportgas-srbija.rs, Internet, <http://ec.europa.eu/eurostat>



## HUNGARY

HUNGARY	
Population (2021)	9,61 mil ( <a href="http://www.worldometers.info">www.worldometers.info</a> )
Natural gas consumption (2020)	10,2 bcm
The operator of the national transmission system	FGSZ Zrt.
Shareholding structure	25,2% - the Hungarian state; 7,1 – Oman Oil Budapest; 4,9 – OTP Bank; 4,1 – ING Bank; Over 45% - tradable shares.
Economic indicators (2019)	Number of employees – 700 persons
Company management	<b>Board of Administration</b> Chairman Dr.: - József Molnár (FGSZ Zrt.) CEO: Szabolcs I. Ferencz (FGSZ Zrt.)
Volume of transmitted gas	In 2020, the volume of transmitted gas was 22 bcm.
The length of the natural gas transmission system	5.874 km- main pipelines
Natural Gas Transmission System Map	
Description of the natural gas transmission system	<ul style="list-style-type: none"> <li>✓ 25 entry points;</li> <li>✓ 400 exit points;</li> <li>✓ infrastructure with DN between 80-1400 mm;</li> <li>✓ 8 compressor stations;</li> <li>✓ 6 technical control centers subordinated to 3 regions;</li> <li>✓ 1 technical control center in Siófok;</li> <li>✓ the gas is transmitted at a nomination pressure between 40-75 bar.</li> </ul>
Storage	Zsana Magyar Foldgaztarolo Hajuszoboszlo Magyar Foldgaztarolo Pusztaderics Magyar Foldgaztarolo Kardosku Magyar Foldgaztarolo Szoreg-1 MMBF Foldgaztarolo Total capacity 6 bcm
LNG	-
Interconnections	<b>6 interconnections with:</b> Beregdaroc–Ukrtransgas (UA) Mosonmagyarovar–OMV Gas (AT) Kiskundorozsma–Srbijagas (RS)




HUNGARY	
	Csanadpalota–Transgaz (RO) Dravaszerdahely–Plincro (HR) Balassagyarmat–Eustream Slovakia (SK) Vecses 4/MGT
Investment plan	<b>The 2022-2031 10-year network development plan of FGSZ Zrt.</b> is presented on <a href="http://fgsz.hu/en/about-fgsz">http://fgsz.hu/en/about-fgsz</a>
The main investments included in the plan	<b>Development projects of FGSZ Zrt.:</b> Ensuring an entry capacity on the Serbia-Hungary route of max. 6 bcm/year Ensuring capacity demand from Hungary to Ukraine and in the HU>AT direction Ensuring capacity on the Slovenia-Hungary interconnector between 20.000-190.000 m <sup>3</sup> /h Development of the SZADA compressor station Development of Hydrogen Corridors (HU/UA, HU/HR, HU/SK, HU/RO, HU/AT, HU/SI1) Replacement of gas turbine compressors with electric compressors Also, the continuation of stage II of the interconnection with Romania will be considered by: <ul style="list-style-type: none"> <li>- supplementing the gas volume with 500.000 cm/h;</li> <li>- refurbishment of the compressor stations at Csanádpalota and Városföld;</li> <li>- construction of a new compressor station at Dorog;</li> <li>- construction of the Kozármisleny-Kaposvár pipeline.</li> </ul> Eastring construction, in the direction of RO> HU> SK with transport capacities, between 10-40 bcm/year.

Source: gie.eu, <https://fgsz.hu>, <http://ec.europa.eu/eurostat>, [entsog.eu](https://entsog.eu)

## UKRAINE

UKRAINE	
Population (2021)	43,24 mil (www.worldometers.info)
Natural gas consumption (2020)	28,1 bcm
Transmission operator	<b>Gas TSO of Ukraine LLC by two operators Branch and LLC</b>
Economic indicators (2020)	Number of employees – 10.968 people 899 clients
Company management	GAS TSO OF UKRAINE is managed by Sergiy Makogon - CEO The company includes: <ul style="list-style-type: none"> <li>- BRANCH TSO- part of JSC UKRTRANSGAZ (CEO: Sergiy Pereloma)</li> <li>- LLC GAS TSO- legally independent/separate entity founded by UKRTRANSGAZ in 2019 and taken over by the state-owned MGU PJSC owned 100% by the Ministry of Finance of Ukraine in 2020 (CEO: Sergiy Makogon)</li> </ul>
Length of transmission system (2020)	33.190 km pipelines
Gas volume transited (2021)	41.6 bcm

UKRAINE	
<b>Natural Gas Transmission System Map</b>	<p><b>UKRAINE'S MAIN GAS INFRASTRUCTURE</b></p> 
<b>Description of the natural gas transmission system (2020)</b>	<ul style="list-style-type: none"> <li>✓ the Ukrainian transmission system is operated by Gas TSO, through its two operators Branch and LLC;</li> <li>✓ 57 compressor stations;</li> <li>✓ 1.389 gas distribution stations;</li> <li>✓ storage facility with a maximum capacity of 30,95 bcm.</li> </ul>
<b>Compressor stations power</b>	<p>Transmission: 4.581 MW</p> <p>Storage: 10 MW</p>
<b>Interconnections</b>	<p>Orlovka – Isaccea (RO)</p> <p>Tekovo – Medieșu Aurit (RO)</p> <p>Platovo RU/ UA</p> <p>Prokorovka RU/UA</p> <p>Sokhranovka RU/UA</p> <p>Pisarevka RU/UA</p> <p>Serebryanka RU/UA</p> <p>Valuyki RU/UA</p> <p>Volchansk RU/UABelgorod RU/UA</p> <p>Sudzha RU/UA</p> <p>Kobryn Belarus-UA</p> <p>Hermanowice – Poland/UA</p> <p>Budince- Slovakia/UA</p> <p>Beregdaroc (HU)- Beregovo (UA)</p> <p>Oleksiivka - MD/UA</p> <p>Grebenyky – MD/ UA</p>
<b>Storage (2020)</b>	<p>12 underground storage facilities with a capacity of 30,95 bcm</p> <p>Krasnopopivske - PJSC Ukrtransgaz</p> <p>Olyshivske – PJSC Ukrtransgaz</p> <p>Bohorodchanske – PJSC Ukrtransgaz</p> <p>Uherske (XIV-XV) – PJSC Ukrtransgaz</p> <p>Oparske – PJSC Ukrtransgaz</p> <p>Solokhivske – PJSC Ukrtransgaz</p> <p>Dashavske – PJSC Ukrtransgaz</p> <p>Kehychivske – PJSC Ukrtransgaz</p> <p>Chervonopartyzanske – PJSC Ukrtransgaz</p> <p>Bilche-Volytsko-Uherske – PJSC Ukrtransgaz</p> <p>Proletarske – PJSC Ukrtransgaz</p> <p>Verhunske – PJSC Ukrtransgaz</p>
<b>Gas Import (bcm) (2021)</b>	2,6 (six times less than in 2020)
<b>Domestic production (bcm) (2020)</b>	20,2
<b>Future Projects</b>	Development and upgrading of

UKRAINE	
	<ul style="list-style-type: none"> <li>✓ natural gas pipeline networks and ancillary parts</li> <li>✓ compressor stations</li> <li>✓ telecommunications system</li> <li>✓ natural gas storage system</li> <li>✓ monitoring of the natural gas transmission system</li> <li>✓ alternative fuel sources</li> </ul> <p>It is important to underline the interest shown by Ukraine both for physical reverse flow at interconnection points with the Romanian system, but especially at Isaccea 1, thus ensuring the delivery of natural gas coming from the south-east through the Bulgarian transmission system and the first transit line.</p>

**Source:** tsoua.com, utg.ua, spglobal.com, www.reuters.com, <http://ec.europa.eu/eurostat>, www.entsog.eu, www.gie.eu

## THE REPUBLIC OF MOLDOVA

THE REPUBLIC OF MOLDOVA	
<b>Population (2021)</b>	4,02 mil ( <a href="http://www.worldometers.info">www.worldometers.info</a> )
<b>Natural gas consumption (2020)</b>	3,1 bcm/year
<b>The operator of the national transmission system</b>	<b>MOLDOVATRANSGAZ S.R.L</b>
<b>Shareholding structure</b>	<b>100% - MOLDOVAGAZ S.A.</b>
<b>Economic indicators (2021)</b>	Number of employees – over 600 persons
<b>Company management</b>	<b>Board of Administration</b> Chairman Dr.: - <b>Vadim Ceban (Moldovagaz)</b> Director-General: <b>Iurie Dolghier</b>
<b>Volume of transmitted gas</b>	In 2020 the volume of transmitted gas was 890 mil.cm.
<b>The length of the natural gas transmission system</b>	1.560 km - pipelines
<b>Natural Gas Transmission System Map</b>	

THE REPUBLIC OF MOLDOVA	
<b>Description of the natural gas transmission system (2021)</b>	<ul style="list-style-type: none"> <li>✓ 656.307 km pipelines;</li> <li>✓ 903.478 km de pipe-connections;</li> <li>✓ max. capacity of the transmission system - 20 bcm/year;</li> <li>✓ 3 GCSs with a total capacity of 75.5 MW;</li> <li>✓ 7 SGNC;</li> <li>✓ 81 GDSs;</li> <li>✓ 221 CPSs;</li> <li>✓ 81 GMRSS;</li> <li>✓ 1 GMS in Căușeni with a capacity of 80 mil.cm/day;</li> <li>✓ 2.000 km cable telecommunication lines.</li> </ul>
<b>LNG</b>	-
<b>Power of compressor stations (2021)</b>	<p><u>Moldovatrangaz</u> 3 compressor stations (75,5 mW) + one gas metering station (with a capacity of 80,0 ml./24h)</p> <p><u>Vestmoldtransgaz</u> 1 natural gas metering station</p>
<b>Interconnections (2021)</b>	<p>-The transmission system of the Republic of Moldova is, in fact, a gas transit system (through the 8 main pipelines: ATI, RI, ŞDKRI, ACB, ChR, OCh, TCM, OIS) of from Russia via Ukraine to the Balkan states and the south of the republic.</p> <p><b>The Moldovan transmission system has 6 interconnection points of which -1 interconnection point (reverse-flow system) with Romania:</b></p> <p><b>L-120 km;</b></p> <p><b>Capacity RO-MD – 0,547 bcm/y MD-RO – 0,073bcm/y;</b></p> <p><b>Capacity is requested for booking through the GMOIS Platform managed by SNTGN Transgaz SA.</b></p> <p><u>Moldovatrangaz and Vestmoldtransgaz</u></p> <p>Ungheni (IUC) RO-MD</p> <p>GMS Alexeevca (ACB) UA-MD</p> <p>Intermediate GMS Ananiev/Orlovca (ACB) UA-MD</p> <p>GMS Grebeniki (ATI) UA-MD, GMS Grebeniki (RI, SDKRI) UA-MD, SMPG Limanscoe (TO 3) UA-MD</p> <p>Căușeni (ATI) MD-UA</p> <p>Căușeni (RI, SDKRI) MD-UA</p> <p>Virtual exit point to consumers in Ukraine (Vestmoldtransgaz)</p>
<b>Investment program</b>	<p><b><i>The development plan of the natural gas transmission system of MOLDOVATRANGAZ SRL for 2020-2029 can be found on the website:</i></b></p> <p><a href="https://moldovatrangaz.md/">https://moldovatrangaz.md/</a></p>
<b>The main investments included in the plan</b>	<p><b>Investments:</b></p> <p>The company's investments focus on:</p> <ul style="list-style-type: none"> <li>-technical re-fitting, reconstruction and modernization of existing transmission facilities (CS, GDS, GMS, CPS, data transmission networks, etc.);</li> <li>- optimization of existing ones and introduction of new capacities with automated control over the operating processes of the technological equipment;</li> <li>- introduction of telemechanics and telemetry systems for the control of the main technical elements (linear valve nodes (outlets), cathodic protection) on the gas pipelines, with the possibility of transmitting the necessary information to the central dispatcher, to ensure the safe operation of the transmission system;</li> <li>- ensuring the safe and accident-free operation of the transmission system for the transport of natural gas to distribution system operators, as well as for the transit of gas to the Balkan region and Turkey, the elimination of emergency situations;</li> <li>- optimization of existing gas pipeline loads;</li> <li>- Extension of the Iași – Ungheni – Chisinau Interconnector (Phase II);</li> <li>- Construction of the natural gas transmission network with DN 500 on the Ungheni – Bălți segment, with the connection to the transmission network from the North of the republic "Ananiev-Cernăuți-Bogorodicieni";</li> <li>- Construction of the Natural Gas Compressor Station located in Ungheni district.</li> </ul>

Source: [www.moldovatrangaz.md](http://www.moldovatrangaz.md), <http://ec.europa.eu/eurostat>

### **4.3 The conclusions of the regional gas market analysis**

The information about the neighbouring countries' gas markets indicates an important dependency of these markets on import gas sources.

If until recently the only gas supply source for these countries was Russia, today, through the planning and implementation of new infrastructure projects, the neighbouring countries seek to diversify these sources, in order to increase the reliability of gas supply and to ensure competitive prices.

The orientation of the gas transmission system operators from neighbouring countries towards creating new cross-border transmission capacities, or increasing the already existing ones, clearly shows the preoccupation for an important increase in interconnectivity in a European region where there is still much to be done for a perfectly integrated market:

- **Ukraine** completed the reverse flow with Hungary and implemented the project for reversing the flows with Slovakia; It is important to underline the interest shown by Ukraine for physical reverse flow at interconnection points with the Romanian system, thus ensuring the delivery of natural gas coming from the south-east through the Bulgarian and Romanian transmission system.
- **Hungary** planned investments to secure natural gas transmission capacities with Serbia, Slovenia and Ukraine, but is also considering further interconnection with Romania (stage II);
- **Serbia** planned investments for interconnection with Bosnia and Herzegovina, Bulgaria, Romania, Montenegro, Croatia and Macedonia;
- **Bulgaria**, in its turn, is making efforts to execute the Serbia-Bulgaria interconnection, Greece – Bulgaria interconnection and a new interconnection with Turkey in order to benefit from the Caspian gas and the Liquefied Natural Gas in the LNG terminal in Greece in view of their transmission towards the Central European markets.

In this context, **Romania** is the least dependent on gas imports.

Adding to this the favourable geostrategic position, the resources discovered in the Black Sea, Romania could play a defining role in the region.

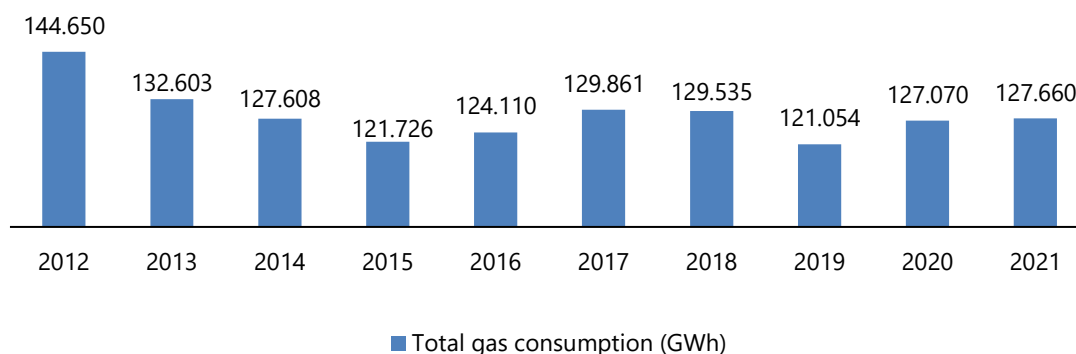
As such, the gas transmission infrastructure probably becomes the most important factor, and **Transgaz** is facing a major challenge: the development –as soon as possible– of gas transmission corridors ensuring the necessary interconnectivity at European level and enough gas transmission potential for the use of the resources on the internal and regional markets.

## 5. GAS CONSUMPTION, PRODUCTION AND STORAGE

### 5.1 Gas consumption

#### 5.1.1 2012 – 2021 gas consumption

The total gas consumption in the Romanian market in 2012 – 2021, expressed in GWh, is as follows:



**Chart 6 - The total gas consumption in the Romanian market in the period 2012 – 2021 (GWh)**

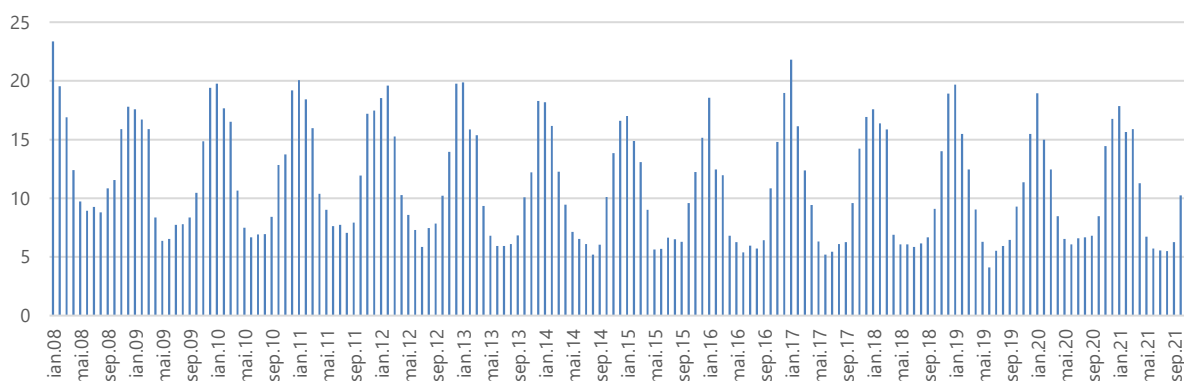
Source: ANRE annual reports and internal (December 2021 – estimated)

Domestic gas consumption has stabilized in recent years, after a period of major decrease.

#### 5.1.2 Seasonal consumption and consumption peak

Depending on the season (winter, summer), natural gas consumption varies and the gas transmission network has to deal with different levels of transmission demand.

The seasonal variation in the period 2012 – 2021 is represented in the following chart:



**Chart 7 – Seasonal gas consumption in 2012 – 2021**

Source: ANRE reports

Key elements to ensure safety of gas supply in critical times have the historical gas consumption data of the **day of the year with the highest consumption** and of the **14 consecutive days with the highest consumption in the year**.

The history of the two key elements is as follows:

Maximum daily consumption and 14 days maximum consumption				
Year	Maximum consumption 1 day (GWh)	Date	Maximum consumption 14 days (GWh)	Period
2009	745,5	22 December	9,708.5	11-24 December
2010	710,4	31 December	9,480.6	22 January - 4 February
2011	732,7	1 February	9,858.7	24 January - 6 February
2012	773,2	1 February	10,278.3	30 January -11 February
2013	721,0	10 January	9,209.1	7-20 January
2014	734,9	31 January	9,677.7	25 January -7 February
2015	647,5	9 January	8,393.3	1-14 January
2016	728,5	22 January	8,874.6	15-28 January
2017	751,1	9 January	10,145.2	7-20 January
2018	718,2	1 March	9,061.0	20 February – 5 March
2019	709,9	8 January	9,344.90	4-17 January
2020	690,8	8 January	8,864.4	7-20 January
2021	690,8	19 January	8,648,3	9-22 January

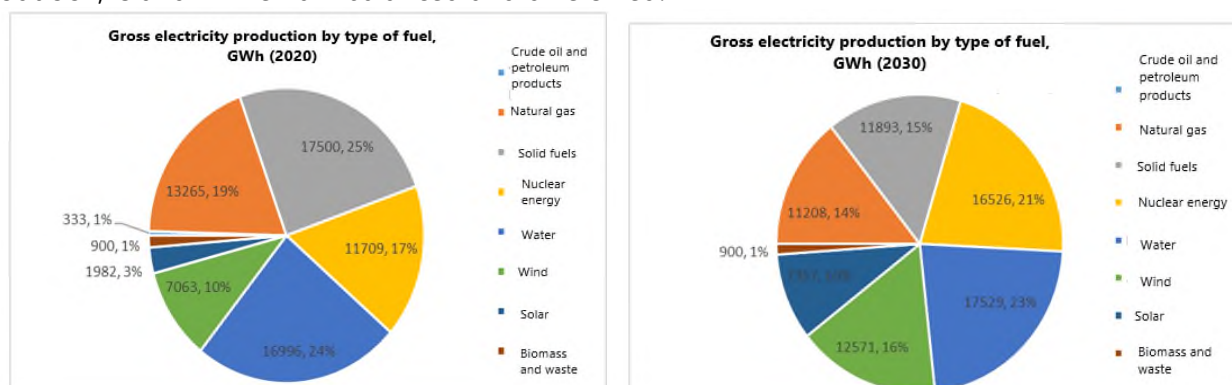
**Table 5– PEAK and maximum consumption 14 days**

### 5.1.3 Gas consumption forecasts 2022-2031

For the preparation of gas consumption forecasts the following aspects were considered:

#### 1. Forecast of the electricity mix

Romania's electricity mix, according to the Romania's Energy Strategy for 2020-2030 with the 2050 outlook, is and will remain balanced and diversified:



**Chart 8 – The structure of the primary energy mix in 2020 and 2030**

Source: Romania's 2020 – 2030 Energy Strategy with the 2050 outlook

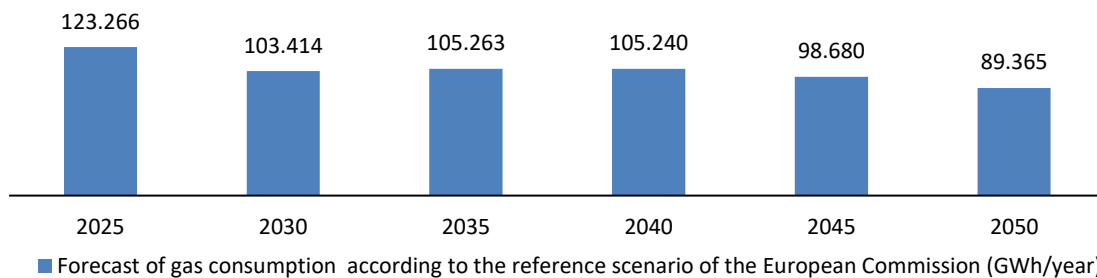
Significant increases are expected in the production of electricity from solar sources from 1.982 GWh in 2020 to 7.357 GWh in 2030, from wind sources from 7.063 GWh in 2020 to 12.571 GWh in 2030. Overall, production from renewable sources reaches a level of 39% of the total gross electricity production in 2020 and of 49% in 2030.

It is also planned to replace several coal groups with natural gas powered combined cycle units and units based on renewable energy sources, to upgrade a nuclear unit, and to build at least one new nuclear unit by 2030.

Natural gas holds an important share in domestic primary energy consumption, due to the relatively high availability of domestic resources, low environmental impact and increased ability to balance electricity produced from intermittent renewable sources (wind and photovoltaic), given the flexibility gas powered power plants.

## 2. Forecast - Reference scenario of the European Commission (REF 2020)

According to the reference scenario of the European Commission (REF 2020) the evolution of the gas consumption in Romania in 2025-2050 is as follows:

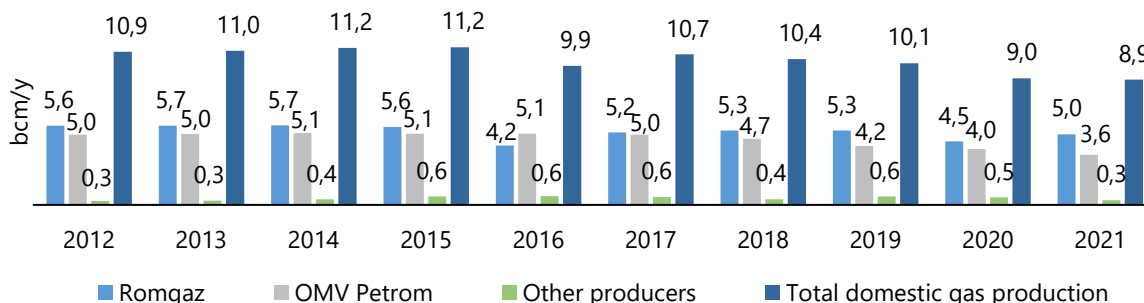


**Chart 9 – Forecast of gas consumption for 2025 - 2050 according to the reference scenario of the European Commission (GWh/year)**

## 5.2. Gas production

### 5.2.1. 2012– 2021 gas production

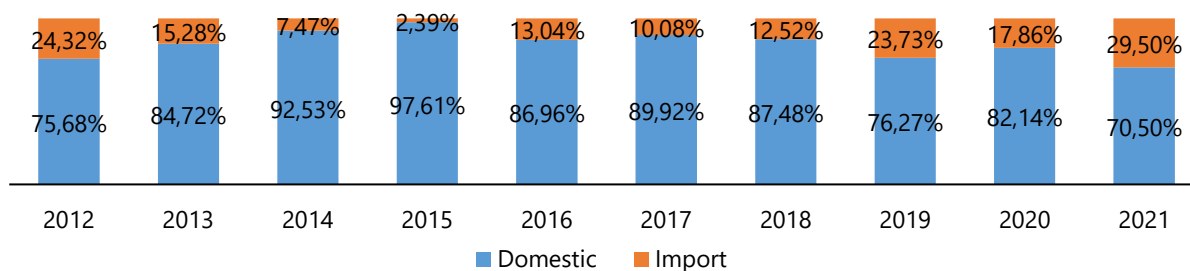
The domestic gas production (bcm) in 2012 –2021 by the main producers was as follows:



**Chart 10 – The domestic gas production depending on the main producers in the period 2012 – 2021 (bcm/y)**

Source: Internal – Dispatching Centre

The gas supply sources in 2012 – 2021 were as follows:



**Chart 11- The gas supply sources in the period 2012 – 2021**

Source: Annual ANRE reports for 2012 – 2015 and domestic sources in 2016-2021



Relatively steady domestic production, in 2012 - 2015, and declining consumption have reduced the annual share of gas imports from 24,32% in 2012 to only 2,4% in 2015. From 2016, amid depletion of natural gas reserves, imports increased to 29,5% in 2021.

In the following years it is important that natural gas producers in Romania maintain a competitive level of gas price compared to imported sources in the coming years.

Until as year 2015-2016, the capacity booking tariff in the NTS for natural gas on import entry points was higher than that on domestic production entry points, so local production benefited from a competitive advantage.

Starting with the 2016-2017 gas year, the booking on both types of points (entry /exit) is made at the same tariff. Consequently, the competitiveness and the speed of reaction to market movements become essential elements in the strategy of each producer and importer.

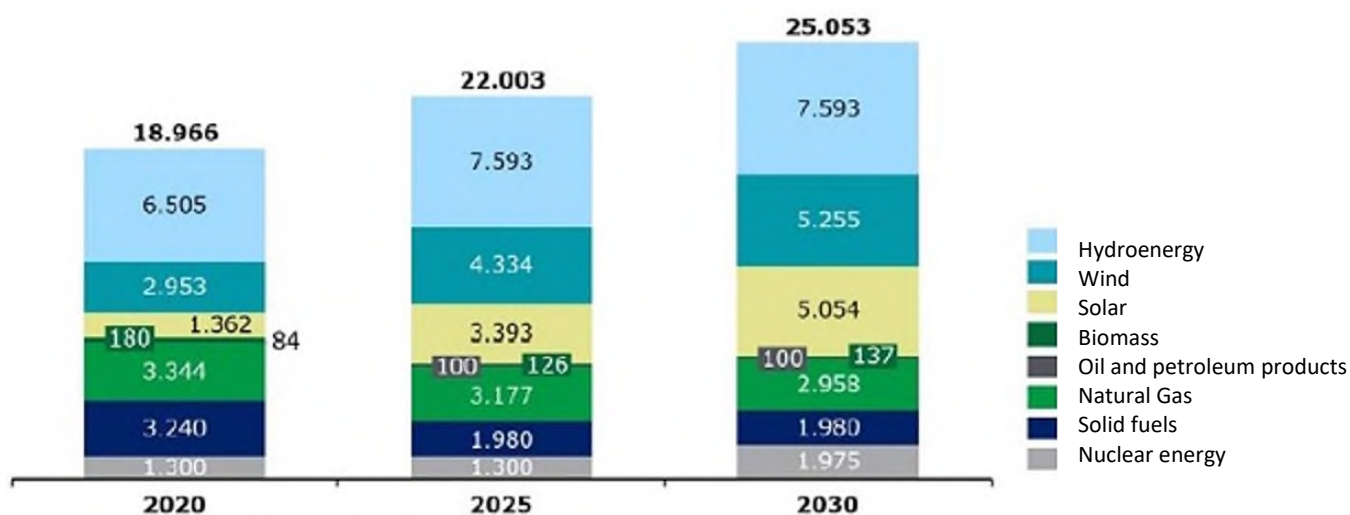
### 5.2.2 Forecast of the domestic gas production 2022 – 2031

For the preparation of the gas production forecasts the following were taken into account:

1. Forecasts from Romania's 2020-2030 Energy Strategy with the 2050 outlook

Romania considers the security of energy supply from domestic sources a primary objective for ensuring national energy security. Romania aims to maintain a diversified energy mix by 2030, taking into account both the objective of decarbonizing the energy system and ensuring its flexibility and adequacy.

In this respect, the evolution of installed capacities between 2020 and 2030 is shown in the graph below:



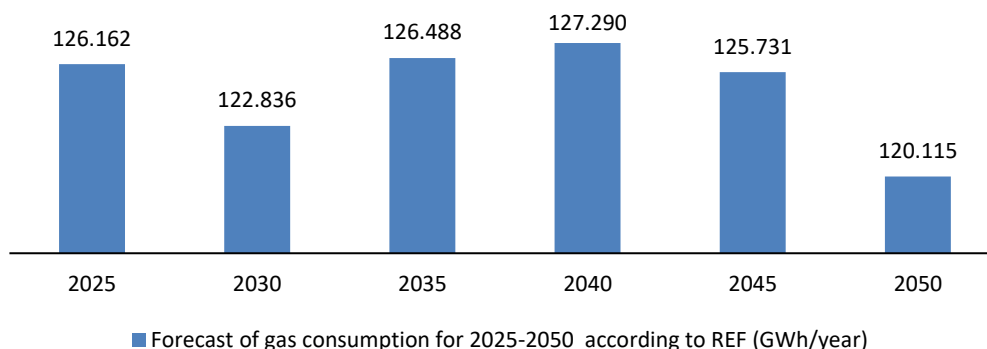
**Indicative trajectory of net installed capacity by source for 2020-2030, [MW]**

Source: Romanian Energy Strategy 2020-2030 with an outlook to 2050 (Deloitte calculations based on information provided by the Inter-institutional INECP Working Group and COM recommendations)

According to the Romanian Energy Strategy 2020-2030 with an outlook to 2050, *onshore* gas production is expected to decline, maintaining a low degree of dependence on imports thus being conditional on the development of the Black Sea sources.

## 2. The reference scenario of the European Commission (REF 2020)

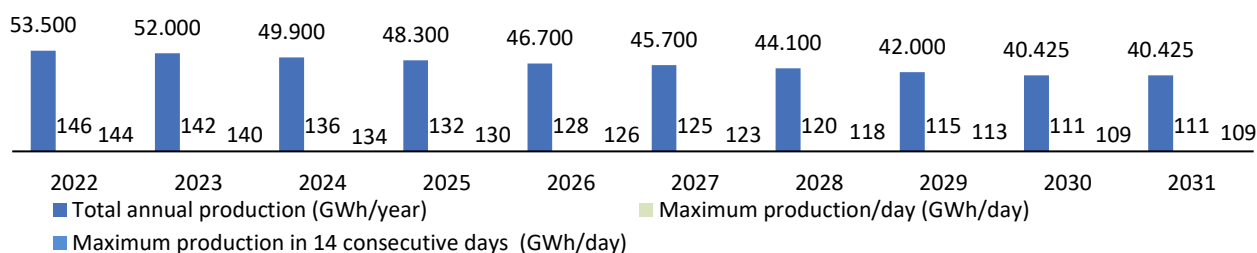
According to the reference scenario of the European Commission (REF 2020) the evolution of the gas production in Romania in the period 2025 -2050 is as follows:



**Chart 12. 2025 – 2050 gas production forecast according to the reference scenario of the European Commission (REF 2020)**

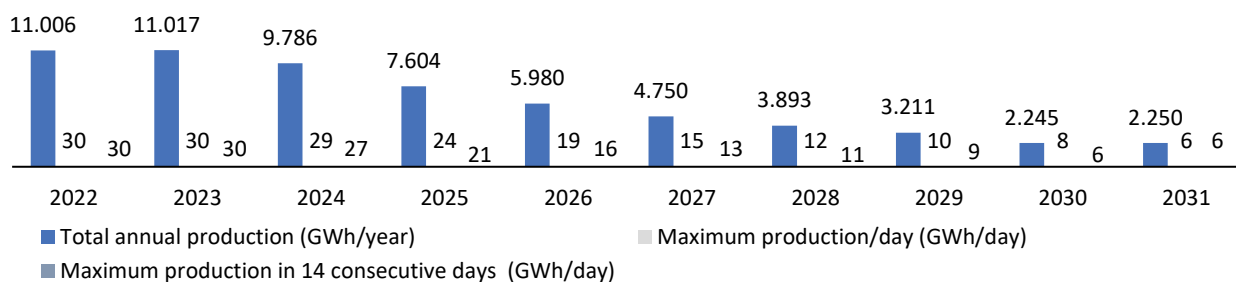
## 3. Forecasts of the main gas producers for 2022-2031

### ROMGAZ

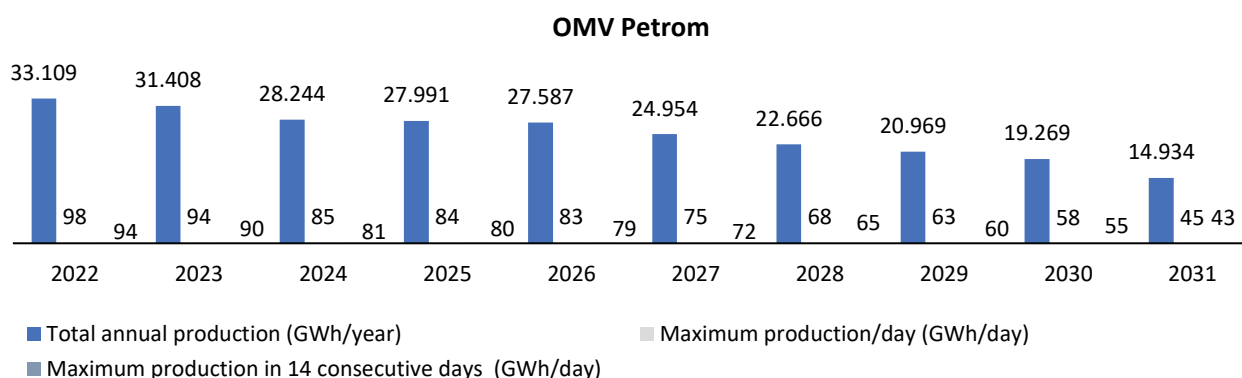


**Chart 13– ROMGAZ gas production forecast for 2022–2031**

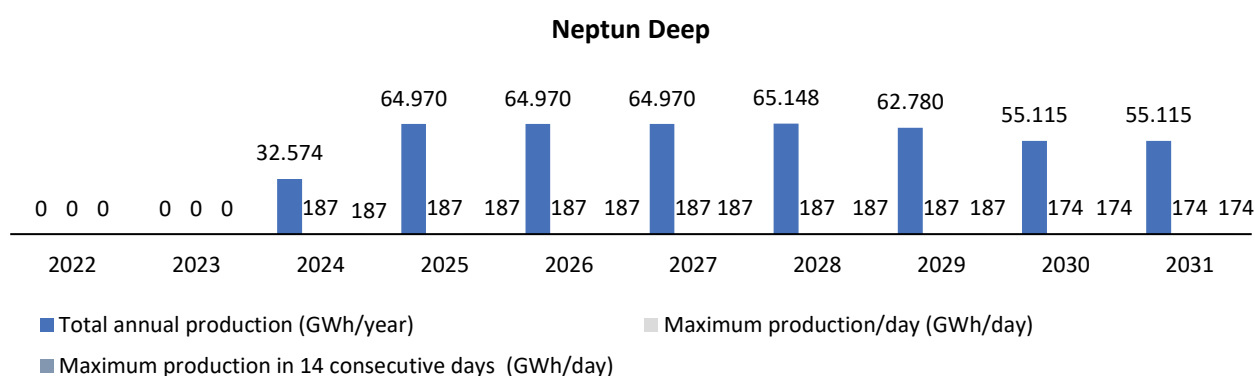
### Black Sea Oil and Gas



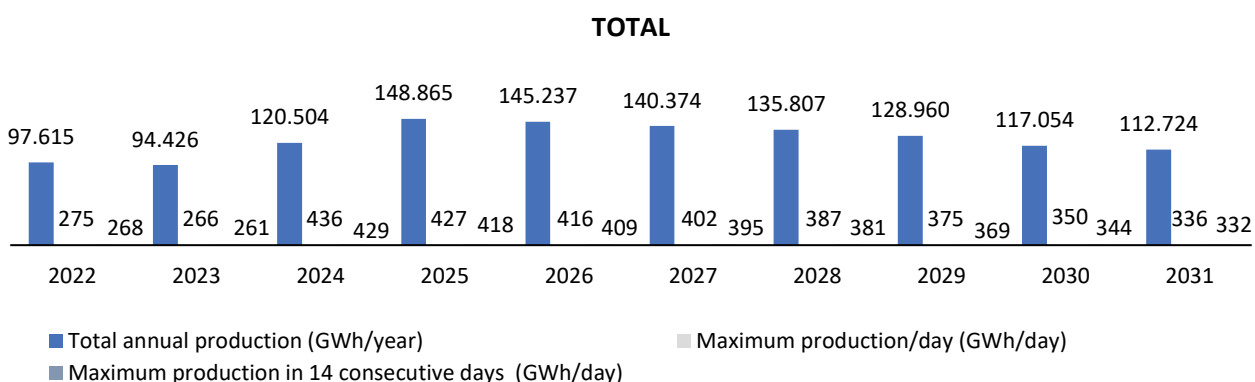
**Chart 14 Black Sea Oil and Gas production forecast for 2022–2031**



**Chart 15–OMV Petrom gas production forecast for 2022–2031**



**Chart 16 – Exxon Mobil (neptun Deep) gas production forecast for 2022–2031**



**Chart 17 – Gas production forecast for 2022–2031 according to the gas producers**

Source: ROMGAZ, Black Sea Oil and Gas, OMV Petrom, Exxon Mobil

### 5.3 Underground gas storage

#### 5.3.1 Current context of the underground gas storage activity

Underground gas storage has a major role to play in securing natural gas supply, facilitating the balancing of domestic consumption - domestic production - natural gas imports by covering peak consumption mainly due to temperature variations as well as maintaining optimum operating characteristics of the national natural gas transmission system in order to acquire technical and economic advantages.

At the same time, the underground gas storage has the strategic role of ensuring the supply of natural gas from storage facilities, in cases of force majeure (calamities, earthquakes and other

unforeseen events).

Climate and environmental challenges are the defining responsibility of our generation. The weather is getting warmer and warmer and the climate is changing more and more from one year to the next. The European Green Deal proposes and presents a new growth strategy aimed at transforming the European Union into a fair and prosperous environment, with a modern, competitive and resource-efficient economy, with no net greenhouse gas emissions with a greenhouse effect in 2050 and in which economic growth is decoupled from the use of resources. In this context, finding new ways of storing energy, developing and adapting existing capacities to new and less polluting forms of energy production is a European goal.

The current European regulations on security of gas supply are geared towards cooperation between Member States in order to develop and agree on common measures to prevent and respond to security of supply risks and introduce the principle of solidarity to ensure the supply of gas to vulnerable consumers in crisis situations. The aim of the EC is to ensure the necessary measures to guarantee uninterrupted gas supply in the entire European Union specially to protected clients in case of adverse weather conditions or of gas supply interruption.

The use of methane gas will continue to play an important role in supporting the transition of the EU economy from solid fuel or nuclear to green energy (renewable and low carbon energy). However, at EU level, in order to meet climate targets by 2050, methane will need to be composed of biomethane and synthetic methane in combination with methane gas.

The underground gas storage activity is an activity that can be carried out only by operators licensed by ANRE for this purpose, in accordance with the provisions of Electricity and Gas Law nr. 123/2012, as further amended and supplemented. Starting with the 2021 - 2022 storage cycle, storage activity has been deregulated in line with national commitments on gas market liberalisation.

Underground gas storage is ensured in Romania through six underground natural gas storage facilities with a total active capacity of 32,991 TWh per storage cycle and an injection capacity of 269,470 GWh/day and an extraction capacity of 344,100 GWh/day.

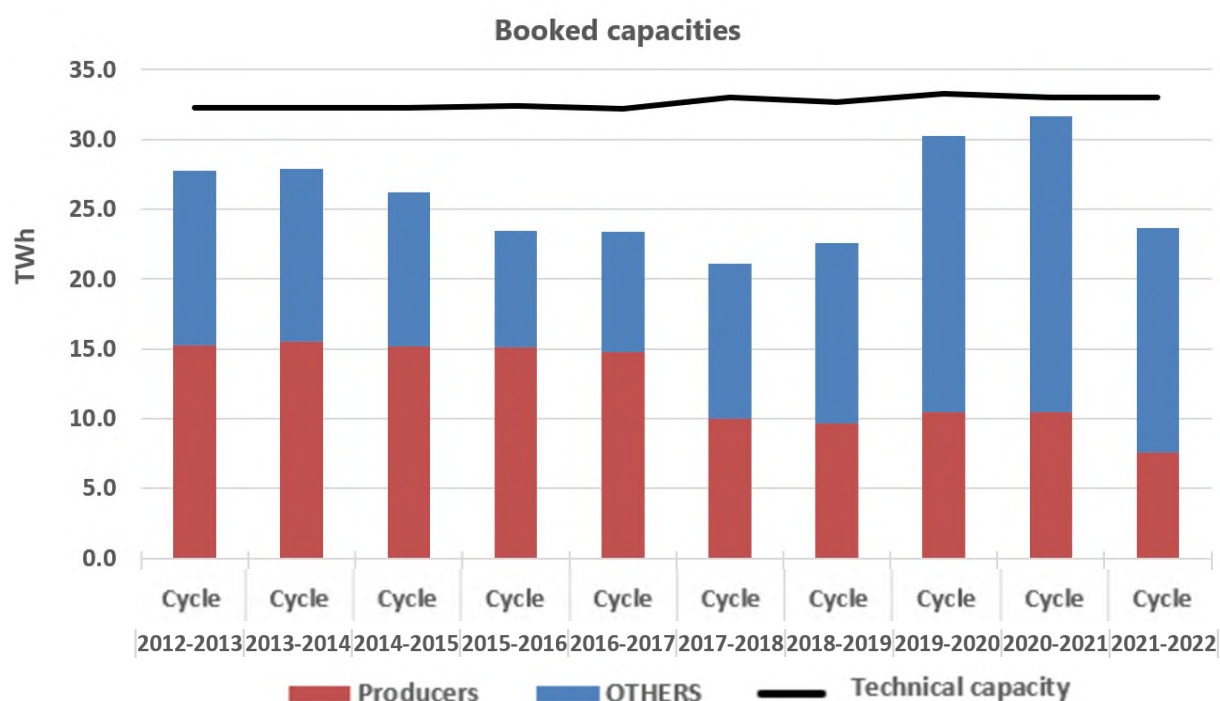
At a national level, statistically over the last 5 years, the ratio between the stored gas volume and the annual consumption is approximatively 22%, at the half of the ranking of European values.

At present, two storage system operators are active on the Romanian storage market: DEPOGAZ Ploiești S.R.L. Natural Gas Storage Subsidiary, Subsidiary of SNGN Romgaz SA Mediaș, owning a license for the operation of five underground gas storage facilities having a total capacity of 29,836 TWh per cycle, which is 90,4% of the total storage capacity, and Depomures, which operates the Targu Mureș gas storage facility, with an active capacity of 3,155 TWh per storage cycle, accounting for 9,6% of the total storage capacity.

Capacity of the underground storage facilities				
Underground storage	Storage operator	Active capacity	Withdrawal capacity	Injection capacity
		TWh/cycle	GWh/day	GWh/day
Bălăceanca	Depogaz	0,545	13,080	10,900
Bilciurești	Depogaz	14,214	151,900	108,500
Ghercești	Depogaz	1,602	21,360	21,360
Sărmășel	Depogaz	9,522	79,350	68,770
Urziceni	Depogaz	3,953	49,410	32,940
Târgu Mureș	Depomureș	3,155	29,000	27,000
<b>Total</b>		<b>32,991</b>	<b>344,100</b>	<b>269,470</b>

Source: Reporting: Depogaz and Depomureș

In terms of capacity booking history, the situation in 2012-2022 is described below:



**Chart 18 – Capacities booked in 2012-2022**

Source: Depogaz and Depomureș

The contribution of the storage activity to the assurance of the quantities of gas necessary for the annual consumption can be increased by enhancing the technical performance of the storages, achievable by ensuring the conditions for increasing the filling capacity of the storages and by ensuring the technical possibilities of increasing the gas volumes withdrawn daily during the extraction cycles.

### 5.3.2 Forecasts for underground gas storage

In order to implement the European Green Deal, the EC Communication to the EU Parliament states that there is a need to rethink policies for clean energy supply across the economy, industry, production and consumption, large-scale infrastructure, transport, food and agriculture, construction, taxation and social benefits.

The Commission considers that decarbonising the energy system is critical to reach climate objectives in 2030 and 2050. The production and use of energy across economic sectors account for more than 75% of the EU's greenhouse gas emissions. Energy efficiency must be prioritised. A power sector must be developed that is based largely on renewable sources, complemented by the rapid phasing out of coal and decarbonising gas. In the context of the energy transition, natural gas is a source of energy, which makes a rapid and effective contribution, through available and innovative technologies, to harnessing the potential for energy efficiency.

In this respect and correlated with the actions for the development of the National Gas Transmission System, there are multiple possibilities to extend the offshore blocks, to implement the transition from coal to gas in power production, and to use the hydrogen as an alternative fuel source. In accordance with the Preventive Action Plan on measures to guarantee the security of natural gas supply in Romania (approved by GD 1077/2021), storage investment projects are promoted by SNGN Romgaz S.A., the Gas Storage Subsidiary DEPOGAZ Ploiești SRL for the period 2022-2031 include the following actions:

- Investments in upgrades of storage facilities in order to increase the daily gas supply capacity;
- Increasing flexibility in using storage facilities in the injection and withdrawing cycles by promoting alternative operation solutions.

## 6. SECURITY OF GAS SUPPLY

Regulation (EU) 2017/1938 of 25 October 2017 concerning measures to safeguard the security of gas supply providing for the fulfilment of several objectives, as follows:

- The preparation by ENTSO-G of a simulation at EU level for the gas supply interruption situations in order to identify the main risks at EU level related to gas supply interruptions;
- The cooperation between Member States within the regional groups in order to evaluate common risks on the security of supply and to prepare and agree upon joint preventive and response measures;
- Introduction of the solidarity principle according to which Member States have to assist each other so as to permanently guarantee gas supply to vulnerable consumers even during the most severe crisis situations;
- Improving transparency: gas companies have to officially notify the national authority on long term contracts which may be relevant for security of supply;
- The setting of a relevant framework in which the decision on a bidirectional permanent flow takes into account the opinions of all EU countries for which that project brings benefits.

In order to meet the requirements of Regulation (EU) no. 2017/1938 of 25 October 2017, Art. 5, Transgaz shall demonstrate the fulfilment of all the necessary measures, so that, in case the main infrastructure is affected, the capacity of the remaining infrastructure, determined by the N-1 formula, may satisfy the gas demand necessary for the calculated area for one day of peak consumption demand (the peak daily consumption demand over the last 20 years).

The obligation to ensure that the remaining infrastructure has the capacity to satisfy the total gas demand mentioned above is considered to be observed and in the case that the competent authority



proves in the preventive action plan that a supply disruption can be sufficiently compensated and in due time through proper measures based on market demand.

The following assumptions were considered for the calculation of the N-1 formula:

- the size of the market, classic consumption scenario;
- network configuration;
- local gas production;
- the forecasted capacity for the new interconnections;
- the forecasted capacity after the reverse flow optimisation.

## The calculation of the N-1 formula for Romania

### 1. Definition of the N-1 formula

The N-1 formula describes the technical capacity of the gas transmission infrastructure to satisfy the total gas demand of the relevant area (Romania) in the case that the single main gas network is affected, for one day of exceptionally high demand, recorded statistically once every 20 years.

The gas infrastructure includes the gas transmission network, including interconnections, as well as the production facilities, LNG and storage facilities connected to the relevant area.

The technical capacity<sup>1</sup> of all the other gas infrastructures, available in the case that the single main gas infrastructure is affected, must be at least equal to the daily total gas demand for the relevant area, during one day of exceptional high gas demand, recorded statistically once every 20 years.

The result of the N-1 formula must be equal to at least 100%.

### 2. The calculation method for the N-1 formula:

$$N - 1[\%] = \frac{EP_m + P_m + S_m + LNG_m - I_m}{D_{max}} \times 100, N - 1 \geq 100\%$$

### 3. Definitions of the parameters of the N-1 formula

‘Relevant area’ means the geographical region for which the N-1 formula is calculated, as set by the competent authority.

*Definitions regarding demand*

‘D<sub>max</sub>’: daily gas demand (in mcm per day) in Romania during a day with exceptionally high demand, statistically recorded once every 20 years.

---

<sup>1</sup> According to Art. 2 (1) (18) of Regulation (EC) no. 715/2009, ‘technical capacity’ means the maximum firm capacity that the transmission system operator can offer to the network users, taking account of system integrity and the operational requirements of the transmission network.

### Definitions regarding offer

`EP<sub>m</sub>`: the entry points technical capacity (mil. cm/day), other than production, LNG and storage facility entry points, symbolized by P<sub>m</sub>, S<sub>m</sub> and LNG<sub>m</sub>, meaning the sum of the technical capacities in all border entry points, capable of supplying Romania with gas;

`P<sub>m</sub>`: the maximum technical capacity for production (mil. cm/day) means the sum of the daily maximum production capacities of all the gas production facilities, capable of supplying Romania with gas;

`S<sub>m</sub>`: the maximum technical capacity for withdrawal (mil. cm/day) means the sum of the daily maximum capacities for withdrawals from all the storage facilities, that can be supplied to the Romanian entry points, taking account the physical properties of each of them;

`LNG<sub>m</sub>`: the maximum technical capacity of LNG facilities (mil. cm/day) means the sum of the maximum daily technical capacities for withdrawal from all the LNG facilities in Romania, taking into consideration critical elements, such as unloading, additional services, temporary storage and the regasification of LNG, as well as the technical capacity for extraction;

`I<sub>m</sub>`: means the technical capacity of the single main gas infrastructure (mil. cm/day), with the highest supply capacity for Romania.

If several infrastructures are connected to the same infrastructure upstream or downstream and cannot be operated separately, these are considered as a single gas infrastructure.

### The result of the N-1 formula calculated for Romania in 2021 is as follows:

$$N - 1[\%] = \frac{45,0 + 24,07 + 31,6 + 0 - 18,8}{72} \times 100$$

$$N - 1[\%] = 113,7\%$$

$$N - 1[\%] \geq 100\%$$

### Explanations regarding the used values

#### a) Terms regarding demand:

Terms regarding demand [mil. cm/day]		Explanations
D <sub>max</sub>	72,0	In 2021 the peak consumption ensured through the NTS amounted to 64,2 million S m <sup>3</sup> /day on gas day 18.01.2021, which was lower than the peak consumption statistically existing once every 20 years.

b) Terms regarding offer (capacity):

Terms regarding offer [mil. cm/day]		Explanations
<b>EP<sub>m</sub></b>	<b>45,0</b>	The total capacity of import points (Isaccea 1, Negru Vodă 1, Csanadpalota, Ruse-Giurgiu, Ungheni).
<b>P<sub>m</sub></b>	<b>24,07</b>	Domestic gas production entered into the NTS (without extraction from storage).
<b>S<sub>m</sub></b>	<b>31,6</b>	The sum of the maximum potential flow rates to be extracted from each storage facility under conditions of 100% loading
<b>LNG<sub>m</sub></b>	<b>0</b>	There are no LNG terminals.
<b>I<sub>m</sub></b>	<b>18,8</b>	The import capacity at Isaccea 1.

For P<sub>m</sub> it was considered the production potential and not the technical capacity (60,5 million Sm<sup>3</sup>/day).

We consider that this approach ensures a correct image provided by the N-1 standard - the technical capacity mentioned can no longer be achieved due to the decreasing of domestic production.

Upon the determination of the S<sub>m</sub> the maximum potential flows that can be extracted from the storage facilities under conditions of 100% loading was taken into consideration.

	Technological capacity (mil Sm <sup>3</sup> /day)	Maximum potential flow (mil Sm <sup>3</sup> /day)
Depogaz Ploiești SRL	32,7	29,2
Depomureș	3,0	2,4
<b>Total</b>	<b>35,7</b>	<b>31,6</b>
<i>Maximum daily flow withdrawn simultaneously from all the storage facilities (01.10.2016-31.03.2021)</i>	25,8	

At EP<sub>m</sub> value determination, the Isaccea 1, Negru Vodă 1, Csanadpalota and Giurgiu-Ruse and Ungheni entry points were considered as follows:

Entry point	Entry point capacity [mil. Scm/day]
Isaccea 1 entry point	18,8
Negru Voda 1 entry point	14,5
Csanadpalota entry point	7,2
Ruse –Giurgiu entry point	2,5
Ungheni entry point	2,0
<b>Total</b>	<b>45</b>

**Table 6 - Gas import points**

#### 4. The calculation of the N-1 formula by taking into account the demand oriented measures:

$$N - 1[\%] = \frac{EP_m + P_m + S_m + LNG_m - I_m}{D_{max} - D_{eff}} \times 100, N - 1 \geq 100\%$$

*Definition related to demand:*

`D<sub>eff</sub>` means the part of (mil. cm/day) of D<sub>max</sub> which, in case of gas supply interruption, may be covered to a sufficient extent and in due time by market measures related to demand, in line with Art. 9 (1) (c) and Art. 5 (2).

The calculation result is the same as: D<sub>eff</sub>=0 – no contracts are concluded with interruptible safety clients

#### **Note:**

- This document is an evaluation made by SNTGN Transgaz SA Mediaș;
- The official calculation of the N-1 formula is the exclusive task of the Competent Authority assigned for applying Regulation (EU) 1938 of 25 October 2017.

#### **Forecast of the value of the N-1 formula for 10 years for the partial Russian gas supply interruptions (through Isaccea):**

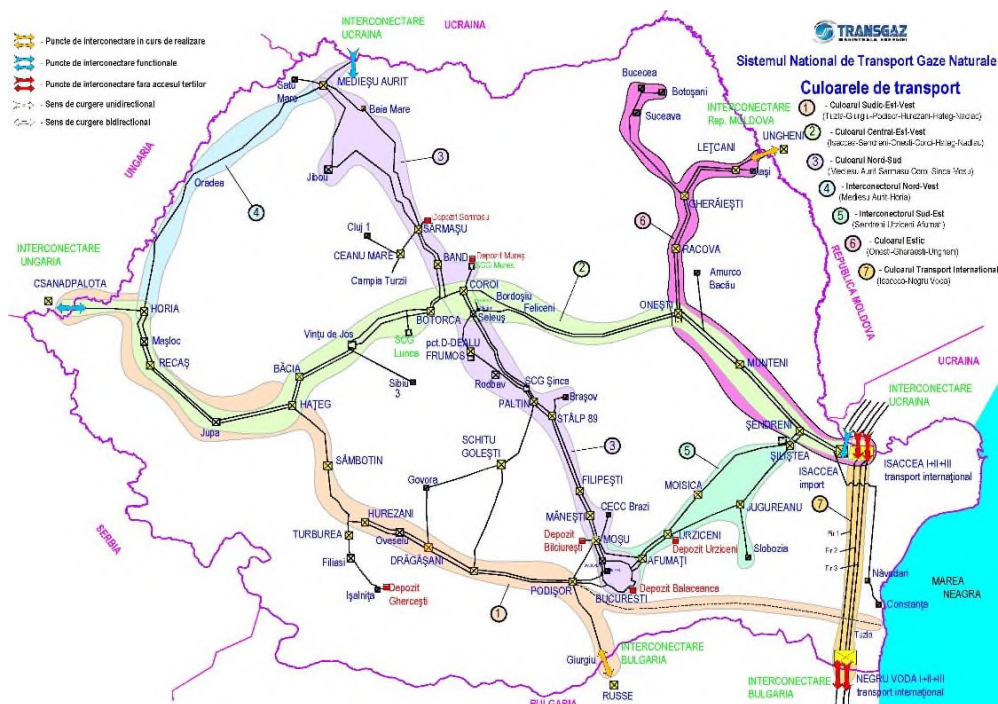
YEAR	N-1
2022	111,0
2023	156,5
2024	182,2
2025	179,0
2026	175,9
2027	172,3
2028	168,7
2029	165,6
2030	161,1
2031	157,6

*Table 7 – Forecasts for the N-1 value for 10 years*

## 7. DEVELOPMENT PATHS FOR THE NATIONAL GAS TRANSMISSION SYSTEM (NTS)

## Overview

The physical structure of the National Gas Transmission System offers the possibility to identify and construct gas transmission corridors that would meet the gas supply safety requirements for the consumption areas in the country and the necessities for the transfer through the Romanian system of gas quantities from the systems of the neighbouring countries, as a requirement imposed by the liberalisation of the gas markets and the European regulations.



**Figure 6 - NTS gas transmission corridors**

The Romanian gas transmission system consists mainly of the following transmission corridors:

## Southern Corridor 1– East-West

The pipelines related to this interconnection corridor ensure:

- gas import and export through the Csanadpalota interconnection point with Hungary;
- gas import and export through the Giurgiu interconnection point with Bulgaria;
- taking over the domestic gas production from the sources in Oltenia;
- gas supply for the consumption in the Western and Southern-Bucharest areas.

The development of this gas transmission corridor aims at increasing transmission capacity of the cross-border interconnection point with Hungary (at 4.4 bcm/year in the Csanadpalota-Horia direction) and the transmission of Black Sea gas to the internal consumption areas and to the cross-border interconnection points of this corridor (Hungary, Bulgaria).

Such development implies the construction of new pipelines and expansion of compressor stations in certain locations (Podisor, Bibesti, Jupa).

## Central Corridor 2 East-West

The pipelines related to this interconnection corridor ensure:

- gas import/export through the Csanadpalota interconnection point with Hungary;

- gas import/export through the Isaccea interconnection point with Ukraine, and Negru Vodă 1 with Bulgaria;
- taking over the internal gas production from the sources in Transylvania;
- gas supply for consumption in the Eastern and Western areas.

The development of this gas transmission corridor aims at increasing transmission capacity of the cross-border interconnection point with Hungary (at 8.8 bcm/year in the Csanadpalota-Horia direction) and the bidirectional gas flow. In this respect the rehabilitation of some of the existing pipelines on this corridor, the construction of new pipelines and the placement of compressor stations or the extension of the existing ones are necessary.

### **Corridor 3 North-South**

The pipelines related to this interconnection corridor ensure:

- gas import through the Medieșu Aurit interconnection point with Ukraine;
- taking over the gas production from the sources in Ardeal;
- storing gas in the internal underground storage facilities;
- gas supply for the consumption in the Northern, Central and South-Eastern-Bucharest areas.

### **Interconnection 4 North-West**

The pipelines related to this interconnection corridor ensure:

- gas supply for the consumption of the Western-Oradea area.
- interconnection of the 1, 2 and 3 corridors (see Figure 6).

### **Interconnection 5 South-East**

The pipelines related to this interconnection corridor are currently ensuring:

- transmission of imported gas from the Isaccea interconnection point with Ukraine and Negru Voda 1 interconnection point with Bulgaria to the Bucharest consumption area and the related underground storage facilities (Bilciurești, Urziceni, Bălăceanca);
- gas supply for the consumption of the South-Eastern area.
- interconnection of the 1, 2, 3 and 6 corridors (see Figure 6).

### **Eastern Corridor 6**

The pipelines related to this interconnection corridor ensure gas transmission from the production areas in Eastern country and the Isaccea interconnection point to the North Moldavia consumption area.

The development of this gas transmission corridor also implied the ensuring of the physical bidirectional interconnection with the Republic of Moldavia (in operation from 2014 between Iasi and Ungheni).

For this purpose, some of the existing pipelines were rehabilitated, the new pipelines and two new compressor stations were constructed.

### **International Transmission Corridor 7**

The development of this gas transmission corridor aims at ensuring bidirectional flows at the Isaccea and Negru Vodă cross-border interconnection points by upgrading the gas metering stations GMS Isaccea III and GMS Negru Voda III.

The aforementioned developments are combined with the development of the storage system which has a complementary role in supporting the security, stability, optimization and flexibility of the National Gas Transmission System.

Increasing of storage capacities, has an indirect effect on the NTS, the indirect effect of ensuring the gas volumes required to cover the consumption peaks and the necessary pressures in the system for

supply to consumers in the respective geographic areas, allowing the relieve of the storage facilities in Southern Romania.

## STRATEGIC PROJECTS

The Development Plan for the Romanian National Gas Transmission System consists of large-scale projects meant to reconfigure the gas transmission network, which, although extended and complex, was designed at a time when the main goal was to supply gas to large industrial consumers and to provide them with access to the resources concentrated in the middle of the country and in Oltenia.

The identification of the projects that need to be developed regarding the National Transmission Syste (NTS) was based on the main requirements the system has to meet under the present dynamics of the regional gas market. Taking into account the latest evolutions and trends in the European gas transmission routes, two important sources for gas supply are clearly emerging: **Caspian** and **Black Sea gas**.

Therefore, the projects planned by the company aim at:

- ensuring a proper interconnectivity with the neighbouring countries;
- creating regional gas transmission routes to ensure gas transmission from new supply sources;
- creating the necessary infrastructure for taking over and transmitting offshore blocks gas to the Romanian market and other markets in the region;
- extending the gas transmission infrastructure to improve gas supply to deficient areas;
- creating the single integrated European market.

In this context, it is very important for Transgaz to implement the described projects on a short notice, in order to connect the Central European markets to the Caspian and Black Sea resources.

The geostrategic position, the primary energy resources, the major investment projects in gas transmission infrastructure can support Romania's becoming a key player in the region, provided it keeps pace with the technological progress and succeeds in obtaining the necessary financing. By the envisaged projects for the upgrading and development of the gas transmission infrastructure, by the smart network control, automation, communication and management system implementation, Transgaz intends to **maximize energy efficiency** on the entire chain of activities and to **create** an efficient, reliable and flexible **smart gas transmission system**.

The **`smart energy transmission system`** concept applicable to the **`smart gas transmission systems`** will enhance network management which will also deal with smart tool safety and use issues regarding pressure, flow, metering, in-line inspection, odorization, cathodic protection, traceability, enhancing the system's operating flexibility, safety and integrity, generating the energy efficiency increase.







**Figure 8– The interconnection points of the Romanian gas transmission system with the similar Bulgarian and Hungarian systems**

The gas transmission capacities did not allow for the transmission of important gas volumes.

**The project Development on the Romanian territory of the National Gas Transmission System on the Bulgaria – Romania – Hungary – Austria Corridor** concerned **developments of the gas transmission system capacities** between the interconnections between the Romanian gas transmission system and the similar systems of Bulgaria and Hungary consisted in the construction of a new transmission pipeline connecting the Podișor Technological Node to the Horia GMS.

The BRUA Project implementation stages according to List 4 of PCIs/2019 were as follows:

- Development of the transmission capacity in Romania from Podișor to Recas, including, a new pipeline, a new metering station and three new compressor stations in Podișor, Bibesti and Jupa – BRUA Phase I - 6.24.1 in List 4 PCI/2019- BRUA Phase 1- **completed project**;
- Expansion of the transmission capacity in Romania from Recas to Horia towards Hungary up to 4.4 bcm/y and expansion of the compressor stations in Podișor, Bibesti and Jupa - BRUA Phase II - 6.24.4-1 in List 4 PCI/2019- BRUA Phase 2.

Moreover, the BRUA Project was included in the list of priorities of the CESEC (Central East Europe Gas Connectivity) working group as follows:

- **Phase I** of the BRUA Project was included in the list of priority projects;
- **Phase II** of the BRUA Project was included in the list of conditional priority projects.

The BRUA project, with both phases (Phase I and Phase II) is included in the 2020 ENTSG TYNDP identified with the code TRA-F-358 (Phase I), and TRA-A-1322 (Phase II).

### **7.1.1 Development on the Romanian territory of the NTS on the Bulgaria – Romania – Hungary – Austria Corridor (BRUA) – Phase I – completed project**

### 7.1.2 Development on the Romanian territory of the NTS on the Bulgaria – Romania – Hungary – Austria Corridor (BRUA) – Phase II

Unlike BRUA Phase I, which is considered a Security of Supply–SoS project, BRUA Phase II is considered a commercial project, and the Final Investment Decision will be taken only if the project is commercially viable.

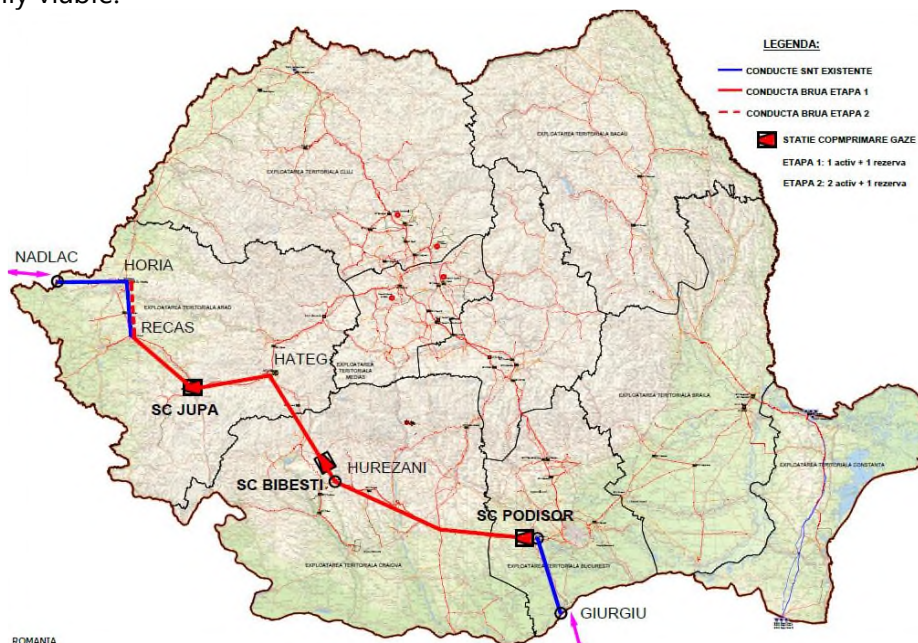


Figure 9 - Map of the key development project of the Bulgaria-Romania-Hungary-Austria Corridor – Phase 2

#### Project description

Phase II consists in the construction of the following facilities:

- 32" x 63 bar Recaș–Horia gas transmission pipeline, approximately 50 km long;
- Expansion of the three compressor stations (Podișor CS, Bibești CS and Jupa CS) by the mounting of an additional compressor for each station;
- Extension of the Horia GMS gas metering station.

The implementation of BRUA Phase II results in enabling permanent bidirectional gas flows between the interconnections with Bulgaria and Hungary, the following gas transmission capacities being ensured: gas transmission capacity to Hungary of 4,4 bcm/y and of 1,5 bcm/y to Bulgaria.

#### Indicative project implementation schedule

Development stages	Status/Indicative completion date
Pre-feasibility study	Completed
Feasibility study	Completed
Obtaining Environmental Agreement	Completed
FEED and permitting documentation for the construction permit	Completed
FID Phase II	2023*
Construction Phase II	2024-2025*
Commissioning Phase II	2025*
Start of operation Phase II	2025*

\* The completion of Phase II depends on a future successful incremental capacity process according to CAM NC.



**Estimated completion time: 2025**

**Estimated investment value: EUR 74,5 million**

SNTGN Transgaz S.A. together with FGSZ started at the end of 2017 the Binding Open Season for the Interconnection Point between Romania and Hungary (Csanadpalota).

Initially, the capacity offered was oversubscribed, proving market interest and ensuring the commercial viability of BRUA Phase II, with successful economic tests.

Within the legal term (until 14 December 2018), some network users, which booked capacity under the Open Season used their right to renounce the booked capacity. Under these circumstances the procedure will not be resumed in the previous form. Transgaz will apply Regulation (EU) no. 459/2017 establishing a network code on capacity allocation mechanisms in gas transmission systems **to determine the appropriateness of launching an incremental capacity process.**

On 05.07.2021, Transgaz launched an evaluation process for non-binding market requests for incremental capacity, starting with the 2021-2022 gas year. The results of the evaluation process of non-binding market requests for incremental capacity carried out in 2021 are included in the Evaluation Reports for incremental capacity request between Romania and Bulgaria, between Romania and Hungary and between Romania and Ukraine and are published both on the Transgaz website and on the ENTSO-G website at the following links:

- <https://www.transgaz.ro/rapoarte-evaluare-cerere-piata>
- <https://www.entsog.eu/capacity-allocation-mechanisms-nc#incremental-capacity-process-2021-demand-assessment>.

The initiation of an incremental capacity process is a legal obligation for all EU TSOs, at least every odd-numbered year, whereby adjacent TSOs assess in two separate stages non-binding / binding market requests for incremental capacity.

#### **Inclusion in international plans**

- **PCI project (first list):** 7.1.5;
- **PCI project (second list):** Phase II: 6.24.7;
- **PCI project (third list):** Phase II: 6.24.4–4;
- **PCI project (fourth list):** Phase II: 6.24.4 -1 within ***Cluster phased capacity increase on the Bulgaria — Romania — Hungary — Austria bidirectional transmission corridor (currently known as ROHUAT/BRUA) to enable 1.75 bcm/y in the 1<sup>st</sup> phase, 4.4 bcm/y in the 2<sup>nd</sup> phase, and including new resources from the Black Sea in the 2<sup>nd</sup> and/or 3<sup>rd</sup> phase;***
- **2020 ENTSG TYNDP:** TRA-A-1322.

**Priority corridor:** Gas interconnections on the North-South corridor of Central Europe and South-Eastern Europe («NSI East Gas»). Cluster number EAST 12b and 12c.

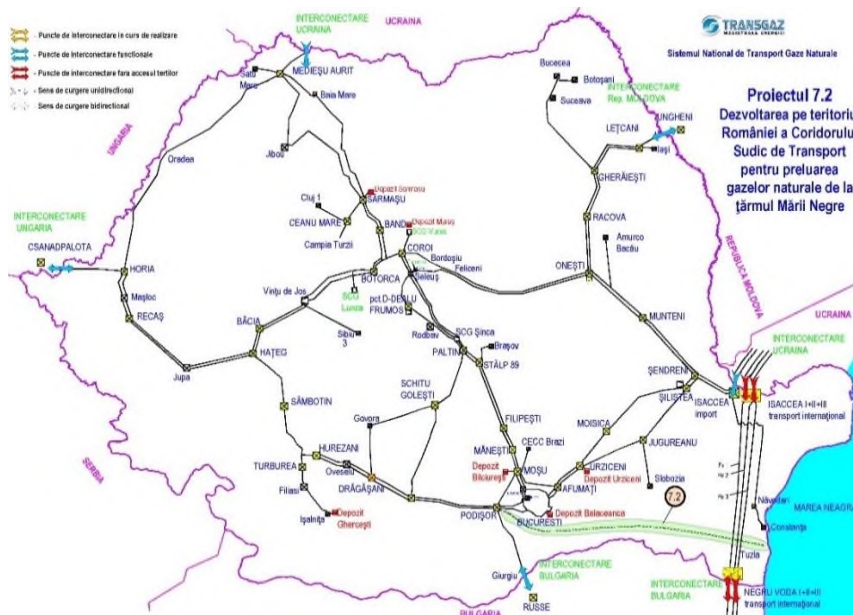
## Changes compared to previous TYNDP

	2020-2029 TYNDP	2022-2031 TYNDP
<b>Project description</b>	<b>Phase II</b> 32" x 63 bar Recaş – Horia pipeline, approximately 50 km long; The extension of the three gas compressor stations (Podisor CS, Bibesti CS and Jupa CS) by mounting an additional compressor in each station; The extension of the existing gas metering station - Horia GMS.	There are no changes.
<b>Estimated completion time</b>	<b>Phase II: 2022</b>	<b>Phase II: 2025</b>
<b>Total estimated amount of the project (million euro)</b>	<b>74,5</b>	There are no changes.

## 7.2 Development on the Romanian territory of the Southern Transmission Corridor for taking over the Black Sea gas

While Europe becomes more dependent on imported gas, access to new sources becomes a vital necessity.

Under these circumstances, the development on the Romanian territory of a gas transmission infrastructure from the Black Sea shore to Romania's border with Hungary is one of TRANSGAZ's major priorities.



**Figure 10 – Map of the major development project for taking over the gas from the Black Sea shore by extending the Southern East-West corridor**

## Project description

The major objective of this investment is to construct a gas transmission telescoping pipeline Tuzla – Podișor, 308,3 km long, DN 1,200 and DN 1,000, linking the natural gas resources available at the Black Sea shore and the BULGARIA - ROMANIA - HUNGARY - AUSTRIA corridor, thus enabling gas transmission to Bulgaria and Hungary through the existing interconnections - Giurgiu - Ruse (with

Bulgaria) and Nadlac - Szeged (with Hungary). This pipeline will be interconnected with the T1 gas transmission pipeline, and crosses the Constanța, Călărași and Giurgiu counties.

The pipeline consists of two sections:

- Section I, Tuzla – Amzacea, 32,4 km long, will have a diameter of Ø 48" (DN1200) and the technical capacity of 12 bcm/year;
- Section II, Amzacea – Podișor, 275,9 km long, will have a diameter of Ø 40" (DN1000) and the technical capacity of 6 bcm/y.

#### Indicative project implementation schedule:

Development stages	Status/ Estimated completion time
Pre-feasibility study	Completed
Feasibility study	Completed
FEED	Completed
Environmental impact assessment study	Completed
Obtaining the Environmental Agreement	Completed
Authority engineering for obtaining the construction permit	Completed
Obtaining the construction permit	Completed
Obtaining the comprehensive decision	Completed
Taking the final investment decision	Completed
Construction	2023-2025*
Commissioning	2025*

\*The completion deadline is subject to the upstream offshore project completion schedules.

#### Estimated completion time: 2025

Estimated investment value: EUR 371,6 million.

#### Inclusion in international plans

- **PCI project (second list):** 6.24.8;
- **PCI project (third list):** 6.24.4-2;
- **PCI project (fourth list):** 6.24.4–5 6.24.4-2 Black Sea shore — Podișor (RO) pipeline for taking over the Black Sea gas within **Cluster phased capacity increase on the Bulgaria — Romania — Hungary — Austria bidirectional transmission corridor (currently known as ROHUAT/BRUA) to enable 1,75 bcm/y in the 1<sup>st</sup> phase, 4,4 bcm/y in the 2<sup>nd</sup> phase, and including new resources from the Black Sea in the 2<sup>nd</sup> and/or 3<sup>rd</sup> phase;**
- List of conditional priority projects prepared within CESEC;
- **2020 ENTSG TYNDP:** TRA-A-362.

**Priority corridor:** Gas interconnections on the North-South corridor of Central Europe and South-Eastern Europe («NSI East Gas»). Cluster number EAST 12b and 12c.

#### Changes compared to previous TYNDP

	2020-2029 TYNDP	2022-2031 TYNDP
<b>Project description</b>	Pipeline length: 308,3 km.	There are no changes.
<b>Estimated completion time</b>	2022	2025
<b>Total estimated amount of the project (million euro)</b>	371,6	There are no changes.

### 7.3 The interconnection of the national gas transmission system with the international gas transmission pipeline T1 and reverse flow Isaccea – completed project

### 7.4 NTS developments in North-East Romania for enhancing gas supply to the area and for ensuring transmission capacities to/from the Republic of Moldova

Taking into account the need for improving gas supply to the North-East Romania and also keeping in mind the perspective offered by the interconnection pipeline between Romania and the Republic of Moldova (Iași-Ungheni) to offer gas transmission capacities to the Republic of Moldova, a series of developments needed to be performed in the Romanian gas transmission system to ensure the required technical parameters for the consumption in the relevant regions.

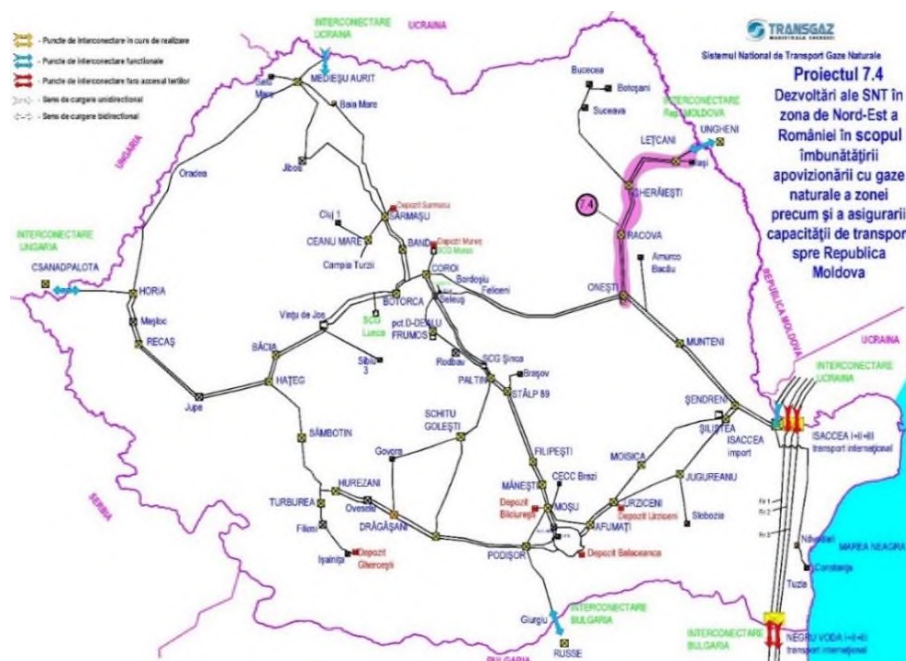


Figure 11 – NTS developments in the North-Eastern area of Romania

#### Project description:

For enhancing the implementation process and obtaining grants under the regional development programmes made available by European Funds, the project was divided into 2 subprojects.

- Construction of a new gas transmission pipeline DN 700, Pn 55 bar, in the Onești – Gherăești direction, 104,1 km long. The route of this pipeline will be parallel mainly to the existing pipelines DN 500 Onești – Gherăești;
- Construction of a new gas transmission pipeline DN 700, Pn 55 bar, in the Gherăești – Letcani direction, 61,05 km long. This pipeline will replace the existing DN 400 pipeline Gherăești – Iași on the Gherăești – Letcani section.
- Construction of a new gas compressor station at Onești with an installed power of 9,14 MW, compressors of 4,57 MW each, one active one backup,
- Construction of a new gas compressor station at Gherăești with an installed power of 9,14 MW, 2 compressors of 4,57 MW each, one active one backup.



**Project implementation schedule:**

Development stages	Status/ Estimated completion time
Concept study	Completed
Feasibility study	Completed
FEED for the pipelines	Completed
FEED for the compressor stations	Completed
Issuance of construction permits for the pipelines	Completed
Issuance of construction permits for the compressor stations	Completed
Construction	Completed
Commissioning/start up	Commissioned 2021

**Completed: Commissioned in 2021**

Following acceptance, the pipeline was filled with gas and commissioned.

There are still works to be carried out on bank defenses, restoration to original condition and pipeline automation works.

**The total estimated value of the investment: EUR 174,25 million.**

By the completion of this project, the necessary pressure and gas transmission capacity of 1,88 bcm/y to Republic of Moldova is ensured at the interconnection point between the gas transmission systems of Romania and the Republic of Moldova.

The project met the eligibility criteria of the Large Infrastructure Operational Programme (POIM). Priority Axis 8 - Strategic Objective (OS) 8.2, programme developed by the Management Authority of the Ministry of European Funds and received a non-reimbursable funding through PAP8 - *Intelligent and sustainable transport systems for electricity and natural gas* amounting to lei 214.496.026,71 (EUR 46,3 million). Grant Agreement 226/22.11.2018 was signed in this regard with the Ministry of European Funds.

**Inclusion in international plans**

- **2020 ENTSOG TYNDP:** TRA-F-357

**Changes compared to previous TYNDP**

	2020-2029 TYNDP	2022-2031 TYNDP
<b>Project description</b>	Pipeline length: 165,15 km	There are no changes.
<b>Estimated completion time</b>	2021	There are no changes.
<b>Total estimated amount of the project (million euro)</b>	174,25	There are no changes.

## 7.5 Extension of the bi-directional gas transmission corridor Bulgaria – Romania – Hungary – Austria (BRUA Phase III)

Provided that the gas transmission capacities required to transport the Black Sea gas to the Central-Western EU market exceed the transmission potential of BRUA Phase II, Transgaz envisaged the development of the **central corridor**, which follows the route of existing pipelines currently operated at technical parameters inadequate for main pipelines.

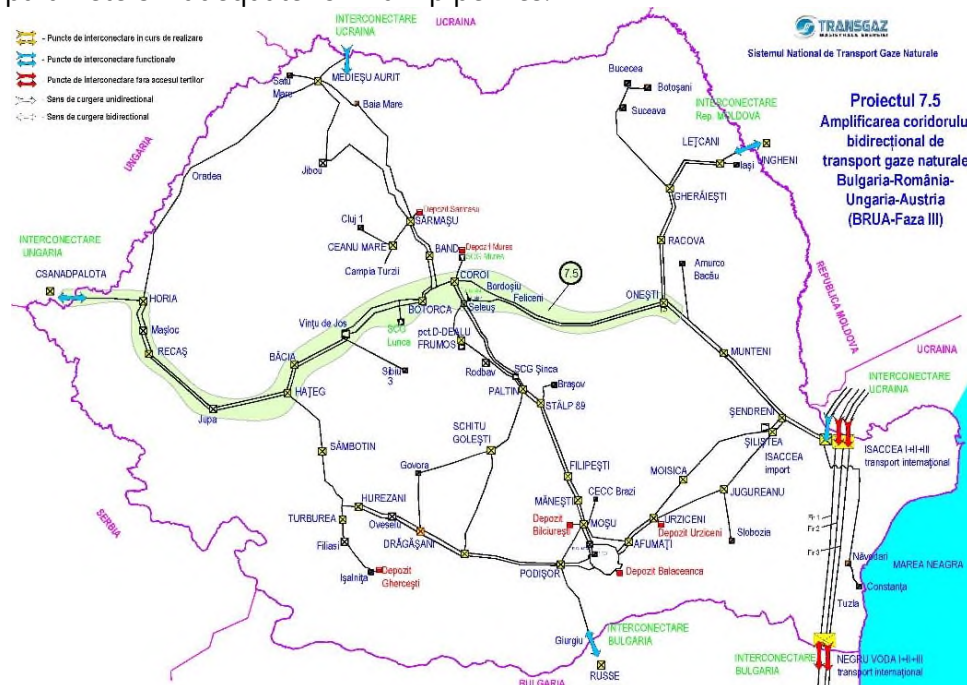


Figure 12 - BRUA 3 development

### Project description

Depending on the volumes of natural gas available at the Black Sea shore (which cannot be taken over by the BRUA Corridor Phase 1 and 2), the long-term development of the transmission capacity on the Onești - Coroi - Hațeg - Nadlac corridor is envisaged.

The development of this gas transmission corridor implies the following:

- upgrading of the existing pipelines belonging to the NTS;
- replacement of NTS existing pipelines with new pipelines or the construction of new pipelines installed in parallel with existing ones;
- the development of 4 or 5 new compressor stations with a total installed power of approx. 66 – 82,5 MW.
- increasing gas transmission capacity towards Hungary by 4,4 bcm/y.

At present, Transgaz has developed the pre-feasibility study on the development of this gas **transmission corridor**, and in order to optimize and streamline both the implementation process and the possibilities of attracting non-reimbursable funds, the **corridor** has been divided into two projects.

#### 1. Ensuring the reversible flow on the Romania – Hungary interconnection:

- **PCI Project (the second list):** 6.25.3;
- **PCI Project (the third list):** 6.24.10–position 2;
- **Priority corridor:** NSI EAST;
- **2020 NTSOG TYNDP:** TRA-N-959.

The project consists in the following:

- New gas transmission pipeline Băcia – Hațeg – Horia – Nădlac, approximately 280 km long ;
- Two new gas compressor stations located along the route.

**2. NTS development between Onești and Băcia :**

- **PCI Project (the second list):** 6.25.3;
- **PCI Project (the third list):** 6.24.10– position 2;
- **Priority corridor:** NSI EAST;
- **2020 NTSOG TYNDP:** TRA-N-959.

The project consists in the following:

- Upgrading some pipeline sections;
- Replacement of existing pipelines with new pipelines with higher diameters and operating pressure ;
- Two or three new gas compressor stations.

### Inclusion in international plans

The projects above were grouped in List 3/2017 **of projects of common interest** published as annex to Regulation 347/2013 being included at position **6.24.10-2 under** the name ***Cluster phased capacity increase on the Bulgaria — Romania — Hungary — Austria bidirectional transmission corridor (currently known as "ROHUAT/BRUA") to enable 1.75 bcm/y in the 1<sup>st</sup> phase, 4.4 bcm/y in the 2<sup>nd</sup> phase, and including new resources from the Black Sea in the 2<sup>nd</sup> and/or 3<sup>rd</sup> phase.***

**The completion deadline for the entire corridor: 2027**

**The estimated investment amount is EUR 530 million.**

**The development of this corridor still depends on the evolution of the capacity demand and on the results of the exploration processes of the Black Sea or other on-shore blocks, a final investment decision being taken only when the demand for additional capacity is confirmed by booking contracts and agreements.**

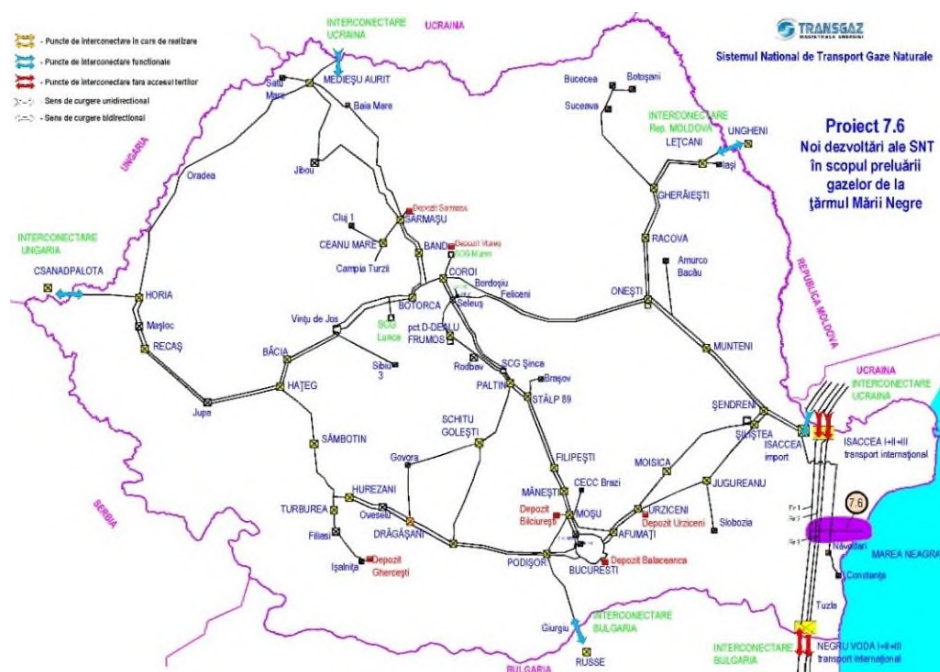
### Changes compared to previous TYNDP

	2020-2029 TYNDP	2022-2031 TYNDP
<b>Project description</b>	Corridor Onești–Coroi–Hațeg–Nădlac.	There are no changes.
<b>Estimated completion time</b>	2025	2027
<b>Total estimated amount of the project (million euro)</b>	530	There are no changes.

## 7.6 NTS developments for taking over Black Sea gas

Taking into account the natural gas reserves discovered at the Black Sea, Transgaz planned to expand the NTS with the aim of creating an additional taking over point for the natural gas coming from the Black Sea blocks.

This project became necessary as a result of the discussions held/initiated by Transgaz during 2015 with license holders for exploration and exploitation of the Black Sea blocks.



**Figure 13 – NTS developments at the Black Sea**

## Project description

**The project *NTS developments for taking over Black Sea gas*** consisted in the construction of a new transmission pipeline of approximately 25 km and a Dn 500 diameter, from the Black Sea shore (Vadu) to the existing T1 international gas transmission pipeline.

The transmission capacity is 1,23 bcm/year according to the Open Season results published on the Transgaz website.

### Project implementation schedule:

Development stages	Status/Estimated completion time
Pre-feasibility study	Completed
Feasibility study	Completed
Technical documentation for obtaining the construction permits	Completed
Obtaining construction permits	Completed
Obtaining the comprehensive decision	Completed
Taking the final investment decision	2020
Construction	2020-2021
Commissioning/start up	Commissioned 2021

## Completed: Commissioned in 2021

The project developed by SNTGN Transgaz SA is completed and commissioned. For the takeover of the additional capacity in the Black Sea, it is necessary to complete the works and commission the facilities developed by the titleholder of the Black Sea block (Black Sea Oil and Gas).

**Estimated investment amount: EUR 9,14 million.**

### Inclusion in international plans

- **PCI project (third list) 6.24.10-3** – within ***Cluster phased capacity increase on the Bulgaria — Romania — Hungary — Austria bidirectional transmission corridor (currently known as "ROHUAT/BRUA") to enable 1,75 bcm/y in the 1<sup>st</sup> phase, 4.4 bcm/y in the 2<sup>nd</sup> phase, and including new resources from the Black Sea in the 2<sup>nd</sup> and/or 3<sup>rd</sup> phase***
- **2020 ENTSG TYNDP: TRA-F-964**

**Priority corridor:** Gas interconnections on the North-South corridor of Central Europe and South-Eastern Europe («NSI East Gas»).

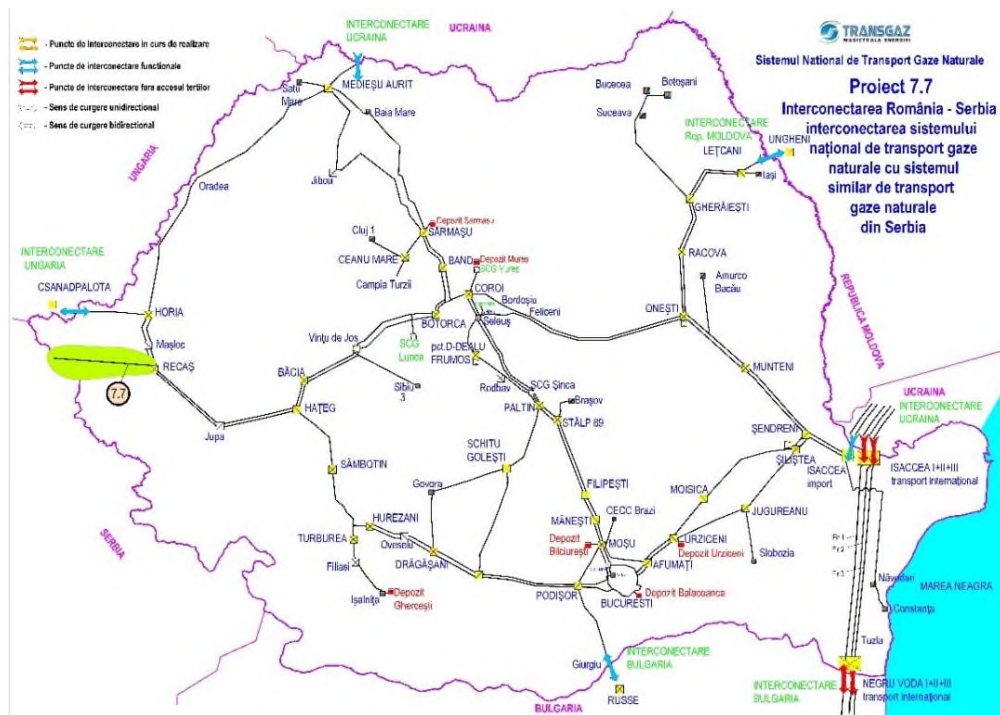
### Changes compared to previous TYNDP

	2020-2029 TYNDP	2022-2031 TYNDP
<b>Project description</b>	Pipeline length 25 km and DN 500	There are no changes
<b>Estimated completion time</b>	2021	There are no changes
<b>Total estimated amount of the project (million euro)</b>	9,14	There are no changes

## 7.7 Romania – Serbia Interconnection – interconnection of the national gas transmission system with the similar gas transmission system in Serbia

In the context of the provisions of the EU Strategy on the Energy Union and of the actions for the implementation of the objectives of such strategy (competitiveness, sustainability and security of energy supply), Romania shows special interest to safeguarding energy security, the development of the energy infrastructure by the diversification of energy transmission sources and routes, by increasing solidarity between member states and by ensuring effective operation of the energy market. In order to increase the interconnectivity between gas transmission systems in EU member states and to increase energy security in the region the project on the achievement of the interconnection of the National transmission System in Romania with the one in Serbia is necessary.





**Figure 14- Interconnection of the NTS with Serbia in the Recas – Mokrin direction**

### Project description:

The project *Interconnection of the National Gas Transmission System of Romania with the similar natural gas transmission system of Serbia* involves the construction of a new natural gas transmission pipeline that will ensure the connection between the BRUA gas pipeline and the Mokrin Technological Node in Serbia.

On the territory of Romania, the gas transmission pipeline will be connected to BRUA Phase I pipeline (Petrovaselo, Timis County) and will have a length of 85,56 km (the border between Romania and Serbia - Comloșu Mare, Timiș County).

The project consists in the following:

- Construction of an approximately 97 km long pipeline to interconnect the national gas transmission system in Serbia, in the Recas – Mokrin direction of which about 85 km on the territory of Romania and 12 km on the territory of Serbia with the following characteristics:
  - Pressure of the BRUA pipeline in the Recas area: 50 – 54 bar (PN BRUA – 63 bar);
  - Diameter of the interconnection pipeline: Dn 600;
  - Transmission capacity: max. 1,6 bScm/a (183.000 Scm/h), both in the Romania - Serbia direction and in the Serbia - Romania direction.
- Construction of a gas metering station (located on the Romanian territory).

## Indicative project implementation schedule

Development stages	Status/ Estimated completion time
Pre-feasibility study	Completed
Feasibility study	Completed
FEED and tender books	Completed
Authority engineering engineering for obtaining the construction permit obtaining the construction permit	2023-2025
Initiation of the procedure for the procurement of the execution works	2026
Construction	2027-2028
Commissioning /start-up	2028

## Estimated completion time: 2028

## Total estimated investment amount: EUR 56,21 million of which:

The estimated value of the investment	
Execution works	EUR 43,93 million
Other activities (procurement of land, design, technical consultancy, audit and technical assistance)	EUR 12,28 million
<b>TOTAL</b>	<b>EUR 56,21 million</b>

If gas will be taken over from Serbia to Romania, it may be redirected towards the Timisoara – Arad consumption area, through the DN 600 Horia – Maşloc – Recaş (25 bar) pipeline, at lower pressures than through the BRUA pipeline.

## Inclusion in international plans

- **2020 ENTSOG TYNDP:** TRA-A-1268

## Changes compared to previous TYNDPs

Following the completion of the Feasibility study and FEED the following change was made:

	2020-2029 TYNDP	2022-2031 TYNDP
<b>Project description</b>	Pipeline length 97 km (85 km România)	There are no changes
<b>Estimated completion time</b>	2021	2028
<b>Total estimated amount of the project (mil. euro)</b>	56,21	There are no changes

## 7.8 Upgrading GMS Isaccea 1 and GMS Negru Vodă 1

### 7.8.1 Upgrading GMS Isaccea 1 – completed project

### 7.8.2 Upgrading GMS Negru Vodă 1 - removed



## 7.9 Interconnection between the gas transmission systems of Romania and Ukraine in the Gherăești – Siret direction - removed

## 7.10 Development/Upgrading of the gas transmission infrastructure in the North-Western part of Romania

The project aims to achieve/upgrade objectives related to the National Gas Transmission System in the North-Western part of Romania for the creation of new gas transmission capacities or for the increase in the existing ones.

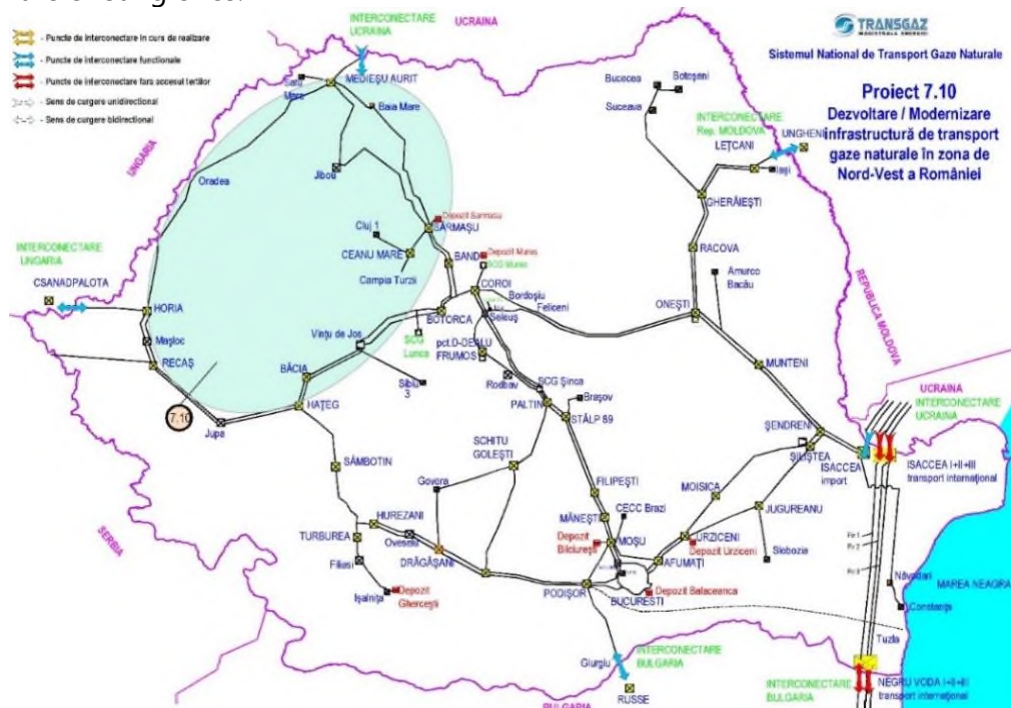


Figure 15- Development/Upgrading of the gas transmission infrastructure in the North-Western part of Romania

### Project description

According to the Pre-Feasibility study, the project consists of:

- construction of a pipeline and of the related equipment in the Horia–Medieșu Aurit direction;
- construction of a pipeline and of the related equipment in the Sărmășel–Medieșu Aurit direction;
- construction of a pipeline and of the related equipment in the Huedin–Aleșd direction;
- construction of a Gas Compressor Station at Medieșu Aurit.

The project is to be developed taking into account the ongoing key importance projects to be implemented on the territory of Romania. The prioritization of this project is based on the evolution of the other projects.

Considering the large dimension of such project, it is supposed to be implemented in stages, as follows:

- **Stage 1:**
  - construction of the pipeline and of the related equipment in the Horia–Borș direction.
- **Stage 2:**
  - construction of the pipeline and of the related equipment in the Borș–Abrămuț direction;
  - construction of a Gas Compressor Station Medieșu Aurit;
  - construction of the pipeline and of the related equipment in the Huedin–Aleșd direction.

- **Stage 3:**
  - construction of the pipeline and of the related equipment in the Abrămuț–Medieșu Aurit direction;
  - construction of the pipeline and of the related equipment in the Sărmășel–Medieșu Aurit direction.

#### Indicative project implementation schedule:

Development stages	Status / Estimated completion time
<b>Stage 1</b>	<b>2025</b>
Pre-feasibility study	Completed
Feasibility study	2022
FEED	2023-2024
Public procurement	2024
Construction	2024-2025
Commissioning/start up	2025
<b>Stage 2</b>	<b>2025</b>
Pre-feasibility study	Completed
Feasibility study	2022
FEED	2022-2023
Public procurement	2023
Construction	2024-2025
Commissioning/start up	2025
<b>Stage 3</b>	<b>2026</b>
Pre-feasibility study	Completed
Feasibility study	2022
FEED	2022-2023
Public procurement	2023
Construction	2024-2026
Commissioning/start up	2026

#### Estimated completion time: 2025 Stage 1, 2025 Stage 2 and 2026 Stage 3

#### Estimated value: EUR 405 million

The project is at an early phase with the completed Pre-feasibility Study.

#### Inclusion in international plans

- **2020 ENTSOE TYNDP:** TRA-N-598

#### Changes compared to the previous TYNDP

	2020-2029 TYNDP	2021-2030 TYNDP
<b>Project description</b>	<ul style="list-style-type: none"> <li>▪ <b>Stage 1:</b> -construction of the pipeline and of the related equipment in the Horia–Borș direction</li> <li>▪ <b>Stage 2:</b> -construction of the pipeline and of the related equipment in the Borș–Abrămuț direction; -construction of a Gas Compressor Station at Medieșu Aurit;</li> </ul>	There are no changes.

	2020-2029 TYNDP	2021-2030 TYNDP
	-construction of the pipeline and of the related equipment in the Huedin–Aleșd direction. ▪ <b>Stage 3:</b> - construction of the gas transmission pipeline and of the related equipment in the Abrămuț–Medieșu Aurit direction; - construction of the pipeline and of the related equipment in the Sărmășel–Medieșu Aurit direction	
<b>Estimated completion time</b>	2022 – Stage 1 2025 – Stage 2 2026 – Stage 3	2025 – Stage 1
<b>Total estimated project value (mil. euro)</b>	405	There are no changes.

### 7.11 Increase in the gas transmission capacity of the interconnection Romania-Bulgaria, in the Giurgiu-Ruse direction

In July 2017, in Bucharest, Transgaz, Bulgartransgaz, DESFA, FGSZ and ICGB signed a Memorandum of Understanding on the Vertical Corridor. In order to achieve its scope, the parties agreed to assess the technical requirements such as new pipelines, interconnections or enhancements of the national transmission systems.

The estimations in terms of the gas transmission in the Southern part of Europe illustrate a rapid evolution and the new key projects to be achieved in this area envisage gas flows in the South-North direction.

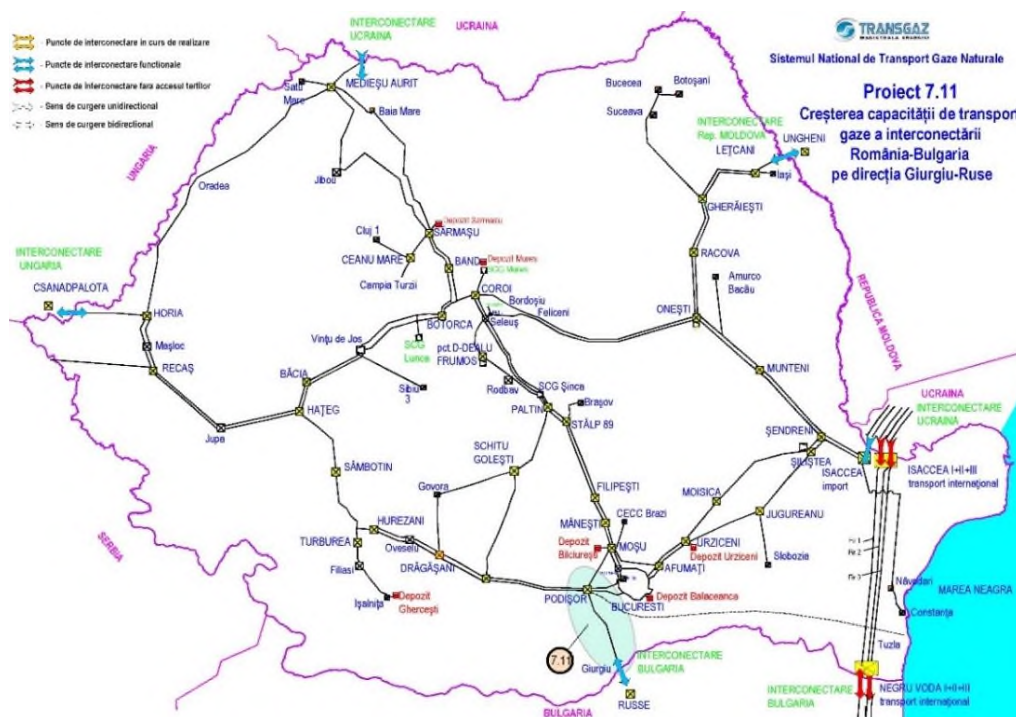


Figure 16- Increase in the gas transmission capacity of the interconnection Romania-Bulgaria, in the Giurgiu-Ruse direction

## Project description

Based on the capacities, the project consists of:

- construction of a new gas transmission pipeline and of the related facilities
- construction of a new Danube undercrossing
- enhancement of GMS Giurgiu

## Indicative project implementation schedule:

Development stages	Status / Estimated completion time
Pre-feasibility study	Completed
Feasibility study	2023-2024
FEED	2025
Public procurement	2026
Construction	2026-2027
Commissioning/start up	2027

**Estimated completion time: 2027**

**Estimated value: EUR 51,8 million**

The Pre-feasibility Study considered several development options for an increase in capacity from 1,5 bcm/year to 5 bcm/year.

## Changes compared to the previous TYNDP:

	2020-2029 TYNDP	2022-2031 TYNDP
<b>Project description</b>	Based on the capacities, the project consists in: -the construction of a new gas transmission pipeline and the related facilities; -the construction of a new Danube undercrossing pipeline; -the extension of GMS Giurgiu.	There are no changes.
<b>Estimated completion time</b>	2027	There are no changes.
<b>Total estimated project value (mil. euro)</b>	51,8	There are no changes.

## 7.12 Eastring-Romania

The Eastring project promoted by Eustream is a bidirectional gas transmission pipeline dedicated to Central and South-Eastern Europe which is meant to interconnect the gas transmission systems of Slovakia, Hungary, Romania and Bulgaria in order to ensure access to the Caspian and Middle East gas reserves.

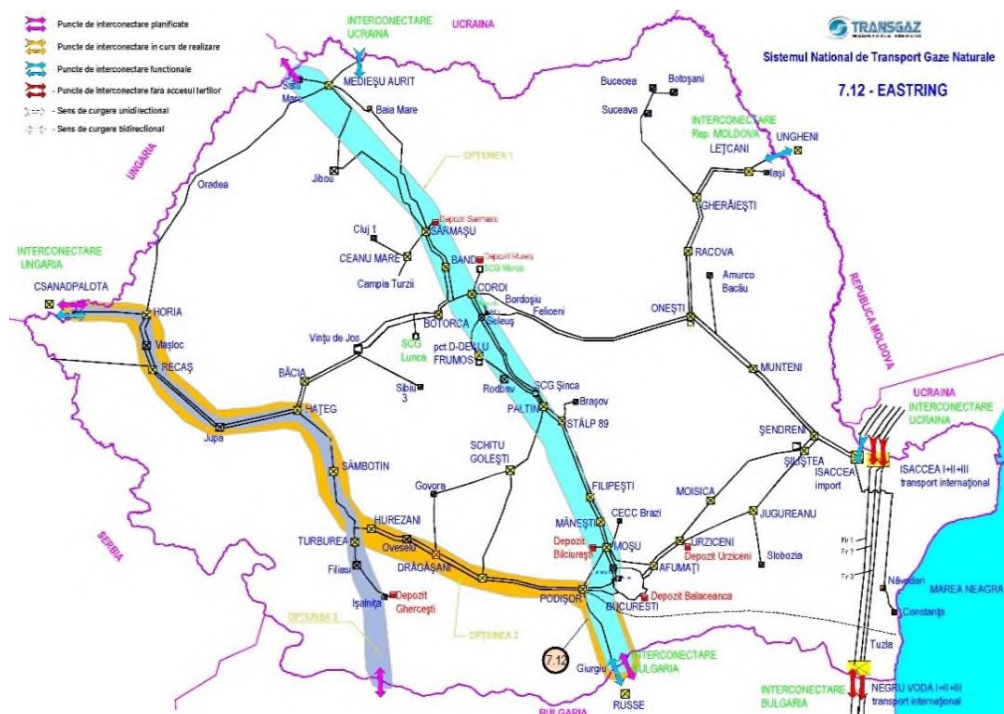


Figure 17- Eastring

### Project description

EASTRING is a bidirectional gas transmission pipeline with an annual capacity between 225.500 GWh and 451.000 GWh (approx. 20 bcm up to 40 bcm) which connects Slovakia with the EU external border through Bulgaria, Hungary and Romania.

EASTRING will ensure the most cost-reflective and direct transmission route between the gas platforms from the Western European region and the Balkans/Western Turkey – a region with very high potential to offer gas from various sources. The possibility to diversify transmission routes and gas supply sources will safeguard the regional security of gas supply to the region, mainly in the South-Eastern European countries.

According to the feasibility study, the project will be implemented in two stages as follows:

- Stage 1 – Maximum capacity 20 bcm/y;
- Stage 2 – Maximum capacity 40 bcm/y.

### Indicative project implementation schedule:

Development stages	Status / Estimated completion time
<b>Stage 1</b>	<b>2027</b>
Pre-feasibility study	Completed
Feasibility study	Completed
FEED	2019-2022
Public procurement	2022-2023

Development stages	Status / Estimated completion time
<b>Stage 1</b>	<b>2027</b>
Construction	2025-2027
Commissioning/start up	2027
<b>Stage 2</b>	<b>2030</b>
Pre-feasibility study	Completed
Feasibility study	Completed
FEED	2025-2028
Public procurement	2028-2029
Construction	2028-2030
Commissioning/start up	2030

### Estimated completion time: 2027 Stage 1, 2030 Stage 2

#### Estimated investment:

- **Stage 1 - EUR 1.297 mil. for Romania (EUR 2.600 mil. – total);**
- **Stage 2 - EUR 357 mil. for Romania (EUR 739 mil. – total).**

In 2018 the Feasibility Study was completed. The scope of the Feasibility Study was the design of a bidirectional pipeline to interconnect the Slovakian gas transmission system with the South-Eastern European border (Black Sea or Turkey) through Hungary, Romania and Bulgaria.

#### Project inclusion in international plans

- **PCI Project (List III): 6.25.1;**
- **2020 ENTSOG TYNDP (Eastring–Romania): TRA-A-655.**

#### Changes compared to the previous TYNDP

	2020-2029 TYNDP	2022-2031 TYNDP
<b>Project description</b>	Bidirectional gas interconnection pipeline with an annual capacity ranging from 225,500 GWh and 451,000 GWh (approx. 20 bcm up to 40 bcm), connecting Slovakia with the EU external border across Bulgaria, Hungary and Romania.	There are no changes.
<b>Estimated completion time</b>	2025 – Stage 1 2030 – Stage 2	2027 – Phase 1 2030 – Phase 2
<b>Total estimated project value (mil. euro)</b>	Stage 1 - EUR 1.297 mil. for Romania (EUR 2.600 mil. –total); Stage 2 - EUR 357 mil. for Romania (EUR 739 mil. –total).	There are no changes.

### 7.13 Monitoring system, data control and acquisition for the cathodic protection stations related to the National Gas Transmission System

The implementation of the data acquisition, control and monitoring system for the cathodic protection system will ensure increased durability and safety in the operation of the transmission pipelines based on the data acquired, will ensure simplicity in operation for a complex pipeline protection system with low maintenance costs.



At the same time, it will provide information about the electro-security of the pipeline as well as for the intrinsic cathodic protection (without external cathodic power source) by providing information at some points or sections for the limiting recovery of the induced alternating currents in the pipeline.

### **Project description**

At TRANSGAZ SA, the cathodic protection stations are the main active protection system of the gas transmission pipelines. There are currently approximately 1.042 cathodic protection stations recorded (CPS). The reduction in the corrosion of the pipelines maintaining them in operation for a longer period of time and the reduction in the maintenance costs are the main objectives.

The centralized cathodic protection system will provide the possibility to remotely set, monitor and operate clearly and precisely the points of interest in the system, it will eliminate costs related to data reading it will avoid the situations when because of the weather conditions it is impossible to read data and human errors, it will allow for the distributed control of the locations, it will reduce operation and maintenance costs and considerably reduce the configuration time.

The implementation of such a system will reduce the micro-management, the testing time and the commissioning.

The architecture distributed will offer minimum unavailability risks and it will offer maximum viability of the cathodic protection system.

The system will be intuitive, easy to use and acceptable in any SCADA system structure and the training requirements for the operators are short and simple.

The implementation of such a system will reduce personnel costs and will train the personnel responsible for operation and maintenance.

The decision on the system maintenance and the related regulation of the cathodic protection station in integrated system will be the decision of a well-trained dispatcher relying on the data received in real time and based on a historical data base.

The remote control of the parameters of the cathodic protection stations and corrosion monitoring in the critical points of the gas transmission system is mandatory for corrosion reduction and proper management of the power consumers in each location.

The implementation of the SCADA system for cathodic protection will ensure increased sustainability and safety in the exploitation of the gas transmission pipelines based on the data acquired it will ensure the simple operation of a complex pipeline protection system.

### **Indicative project implementation schedule:**

<b>Development stages</b>	<b>Status/Estimated completion time</b>
Feasibility study	Finalizat
FEED	2022-2023
Making the final investment decision	2024
Public procurement	2025
Construction	2025-2027
Commissioning/start up	2027



**Estimated completion time: 2027**

**Estimated investment amount: EUR 17,7 million**

**Changes compared to the previous TYNDP**

	2020-2029 TYNDP	2022-2031 TYNDP
Project description	-	There are no changes.
Estimated completion time	2023	2027
Total estimated project value (mil. euro)	8	17,7

**7.14 Development of the SCADA system for the National Gas Transmission System**

SNTGN Transgaz has implemented and commissioned in 2015 a SCADA system structured as follows:

- 2 central dispatching centres, Mediaş and Bucharest;
- 9 local dispatching units;
- 948 MRSs;
- 106 line valves;
- 33 technological nodes;
- 3 compressor stations;
- 4 international transmission stations;
- 2 import stations;
- 7 underground storage facilities.

The National Gas Transmission System has a continuous evolution justified by the dynamics of the gas flows circulated and the strategic position Romania has in ensuring the national and European energy independence and security:

- development of the Southern Transit Corridor on the territory of Romania for taking over the natural gas from the Black Sea shore;
- interconnection of the National Gas Transmission System with the T1 natural gas international transmission pipeline and reverse flow at Isaccea;
- NTS developments in the North-East of Romania in order to improve the natural gas supply of the area and to ensure the transmission capacities to/from the Republic of Moldova;
- enhancement of Bulgaria-Romania-Hungary-Austria bi-directional gas transmission corridor (BRUA-Phase III);
- capitalization of Romania's technical and energy resources through the development of the NTS interconnection projects with other European transmission systems (Ukraine, Moldova, Serbia, Hungary, Bulgaria);
- project on new NTS developments for taking over gas from the Black Sea shore;
- Romania-Serbia interconnection - interconnection of the National Gas Transmission System with the similar natural gas transmission system of Serbia;
- upgrading GMS Isaccea 1;
- expansion, development and upgrading of natural gas transmission infrastructure (development of the natural gas compressor stations, modernization of the storage system infrastructure, etc.);
- meeting the legislative requirements imposed by the National Regulatory Authority for Energy (ANRE) regarding the integration into the SCADA system TRANSGAZ of all the exit points from the NTS, which were not included in the SCADA System implemented by the Supply Contract no.17095 / 2009.

Security of gas supply underlies any energy policy - any gas supply disruption has important consequences for the economies of EU Member States. To strengthen this security, European Union countries need to diversify their energy drivers and energy sources, but at the same time to act for the modernization of natural gas transmission infrastructure.

The upgrading of the gas transmission infrastructure must be supported in the coming years by the development of an efficient and flexible SCADA system by modernizing the hardware and software architecture by migrating to a decentralized architecture with control distributed on organizational administrative units in accordance with the structure of SNTGN TRANSGAZ.

## **Project description**

The Project related to the *Development of the SCADA System (Supervisory Control and Data Acquisition) for the National Gas Transmission System* will consist in:

- analysis of the possibilities of optimizing the architecture of the SCADA system;
- replacing/upgrading, at the level of national/regional SCADA dispatching centres the obsolete hardware equipment in order to ensure, through the new firmware options/operating systems/ software applications used, an increase in the volume and power of data processing and the degree of computer security;
- ensuring a spare hardware/software capacity at the level of national and regional SCADA dispatching centres necessary for the future integration in the SCADA system of the NTS facilities to be commissioned in the period 2022-2027;
- additional integration of about 170 MRSs (Metering Regulating Stations) operational at the level of the National Gas Transmission System (NTS);
- ensuring the continuous transmission, real-time monitoring at national and regional SCADA dispatching centres, of the relevant and necessary technological parameters within the NTS facilities, in accordance with the level and pace of development of the technological installations in the short and medium term, in order to monitor and operate the NTS under conditions of safety, efficiency and protection of the environment;
- integration of the new local automations that will be commissioned by 2022 resulting from the refurbishment/ development of the gas compressor stations, technological nodes, line valves located on the main pipelines, etc.;
- installation of SCADA Intrusion Detection System LAN SCADA type systems;
- installation of dedicated IP&DS systems with supervision at the level of industrial protocols for sensitive applications - remotely controlled stations through the SCADA system: technological nodes; interconnection stations; compressor stations; future Pipeline automation systems.
- installation of a simulation system and PMS (Pipeline Monitoring Software) or NSM (Network Program Management);
- identification and provision of technical solutions for securing the industrial data network in which the control and data acquisition systems are installed (SCADA);
- analysis of the technical opportunities regarding the design and construction of an emergency dispatching centre, if the study on the opportunity and necessity of the existence of an emergency dispatching centre so requires, training of SCADA operation/technical

### Indicative project implementation schedule:

Development stages	Status/Estimated completion time
Feasibility study	2022
FEED	2023
Making the final investment decision	2023
Construction	2024-2025
Commissioning/start up	2025

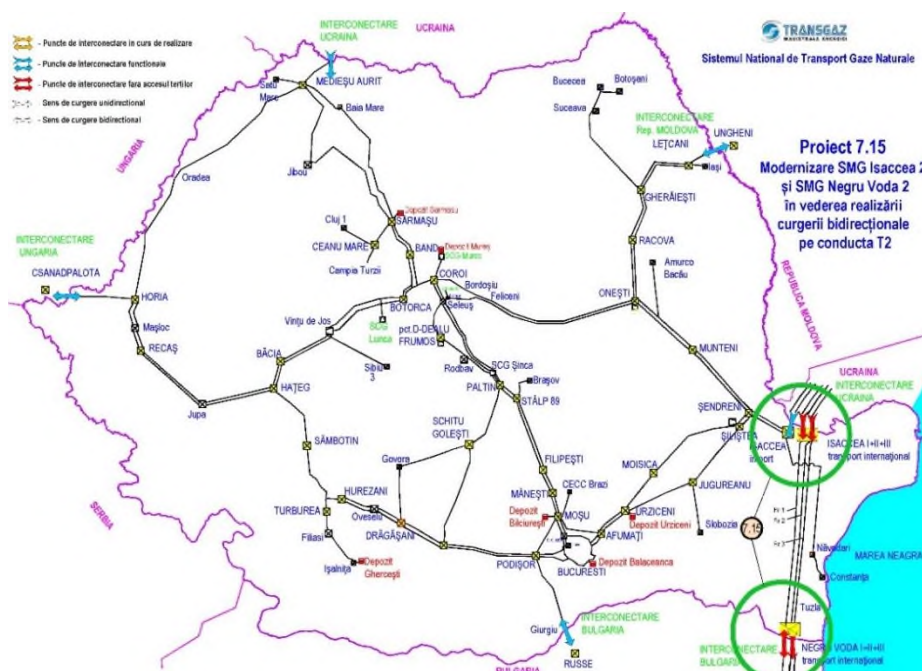
**Estimated completion time: 2025**

**Estimated investment amount: EUR 5,5 million**

### Changes compared to the previous TYNDP:

	2020-2029 TYNDP	2022-2031 TYNDP
<b>Project description</b>	-	There are no changes
<b>Estimated completion time</b>	2023	2025
<b>Total estimated value of the project (mil. euro)</b>	5,5	There are no changes

### 7.15 Upgrading GMS Isaccea 2 and GMS Negru Voda 2 for enabling bidirectional flow on the T2 pipeline



**Figure 18 - Upgrading GMS Isaccea 2 and GMS Negru Voda 2 for enabling bidirectional flow on the T2 pipeline**

### Project description

In order to ensure the bidirectional flow at the border with Ukraine and Bulgaria on the T2 transit pipeline, it is necessary to upgrade the gas metering stations GMS Isaccea 2 and GMS Negru Vodă 2.

## 1. Gas Metering Station GMS Isaccea 2

The upgraded metering station will be equipped with a separation/filtration installation and a metering installation:

- the separation/filtration is ensured by a separation/filtration battery;
- the metering installation will consist of several parallel metering lines (operating and backup) equipped with ultrasonic meters for metering the quantities of natural gas delivered, each line being identically equipped with three independent metering systems (Pay, Check and Control); the independent systems Pay and Check will use dual ultrasound meters, and the Control systems will use a simple ultrasound meter.

The number of metering lines is sufficient to allow the metering of the gas quantities which will be delivered through the GMS. The number of lines in operation will depend on the gas quantities to be circulated through the GMS.

The volumes resulting from the independent measurement of the Pay, Check and Verification systems will be continuously monitored.

## 2. Gas Metering Station GMS Negru Vodă 2

The upgraded Metering Station will be equipped with a separation/filtering equipment and metering equipment:

- the separation/filtering is ensured by a separation/filtering battery;
- the metering installation will consist of several parallel metering lines (operating and backup) equipped with ultrasonic meters in order to measure the gas quantities delivered, each line being identically equipped with two independent metering systems (Pay and Check); the independent Pay and Check systems will use dual ultrasonic meters.

The number of metering lines is sufficient to allow the metering of the gas quantities that will be delivered through the GMS. The number of lines in operation will depend on the quantities of natural gas to be transported through the GMS.

The volumes resulting from the independent metering of the Pay and Check systems will be continuously monitored.

### Indicative project implementation schedule:

Development stages	Status/Estimated completion time
Feasibility study	2021-2022*
FEED	2022-2023*
Authority engineering engineering for obtaining the construction permits	2023*
Obtaining the construction permit	2023*
Making the final investment decision	2023*
Construction	2023-2024*
Commissioning/start-up	2024*

*\* The project will be developed according to the results of the evaluation of the market demand for incremental capacity for the interconnection points located on the T2 and T3 pipelines on the Bulgaria - Romania - Ukraine (Trans-Balkan Corridor) transmission direction.*

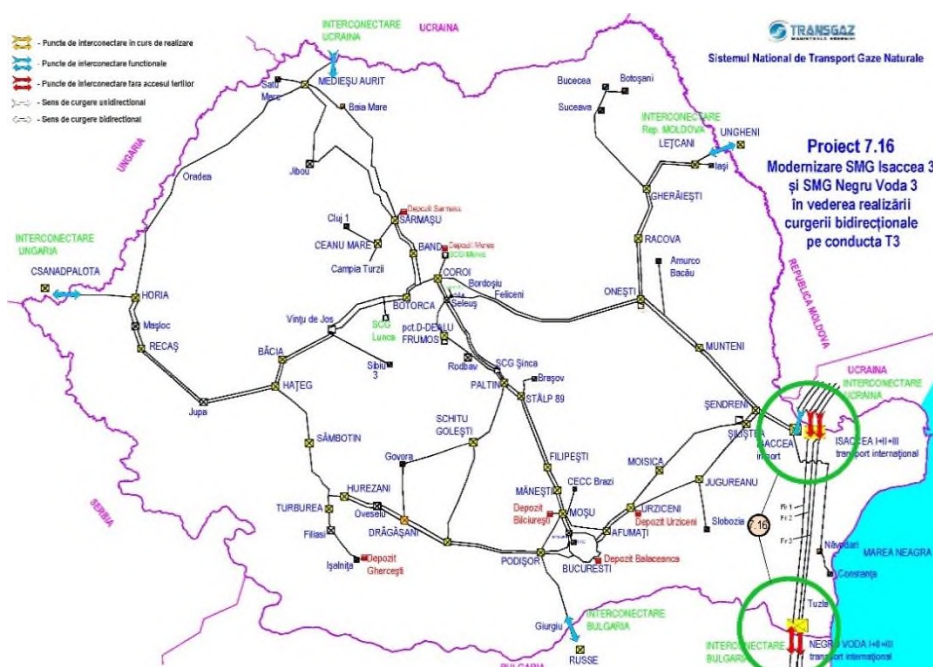
**Estimated completion time: 2024**

**Estimated investment amount: EUR 26,65 million**

## Changes compared to the previous TYNDP

	2020-2029 TYNDP	2022-2031 TYNDP
<b>Project description</b>	Upgrading of Isaccea 2 Upgrading of Negru Voda 2	There are no changes.
<b>Estimated completion time</b>	2024	There are no changes.
<b>Total estimated value of the project (mil. euro)</b>	26,65	There are no changes.

## 7.16 Upgrading GMS Isaccea 3 and GMS Negru Voda 3 for enabling bidirectional flow on the T3 pipeline



**Figure 19- Upgrading GMS Isaccea 3 and GMS Negru Voda 3 for enabling bidirectional flow on the T3 pipeline**

### 1. Gas Metering Station GMS Isaccea 3

The upgraded metering station will be equipped with a separation/filtration installation and a metering installation:

- the separation/filtration is ensured by a separation/filtration battery;
- the metering installation will consist of several parallel metering lines (operating and backup) equipped with ultrasonic meters for metering the quantities of natural gas delivered, each line being identically equipped with three independent metering systems (Pay, Check and Control);
- the independent systems Pay and Check will use dual ultrasound meters, and the Control systems will use a simple ultrasound meter.

The number of metering lines is sufficient to allow the measurement of the gas quantities that will be delivered through the GMS. The number of lines in operation will depend on the quantities of natural gas to be transported through the GMS.

The volumes resulting from the independent metering of the Pay, Check and Control systems will be continuously monitored.

## 2. Gas Metering Station GMS Negru Vodă 3

The upgraded metering station will be equipped with a separation/filtration installation and a metering installation:

- the separation/filtration is ensured by a separation/filtration battery;
- the metering installation will consist of several parallel metering lines (operating and backup) equipped with ultrasonic meters for metering the quantities of natural gas delivered, each line being identically equipped with two independent metering systems (Pay, Check and Control);
- the independent systems Pay and Check will use dual ultrasound meters.

The number of metering lines is sufficient to allow the measurement of the gas quantities that will be delivered through the GMS. The number of lines in operation will depend on the quantities of natural gas to be transported through the GMS.

The volumes resulting from the independent metering of the Pay and Check systems will be continuously monitored.

### Indicative project implementation schedule:

Development stages	Status/Estimated completion time
Feasibility study	2023-2024*
FEED	2024-2025*
Technical documentation for obtaining the construction permits	2025*
Obtaining the construction permit	2025*
Making the final investment decision	2025*
Construction	2026-2027*
Commissioning/start-up	2028*

*\*The project will be developed according to the results of the evaluation of the market demand for incremental capacity for the interconnection points located on the T2 and T3 pipelines on the Bulgaria - Romania - Ukraine (Trans-Balkan Corridor) transmission direction*

**Estimated completion time: 2028**

**Estimated investment amount: EUR 26,65 million**

### Changes compared to the previous TYNDP

	2020-2029 TYNDP	2022-2031 TYNDP
<b>Project description</b>	Upgrading of Isaccea 3 Upgrading of Negru Voda 3	There are no changes.
<b>Estimated completion time</b>	2028	There are no changes.
<b>Total estimated value of the project (mil. euro)</b>	26,65	There are no changes.



## 7.17 Interconnection between NTS and the Black Sea LNG Terminal

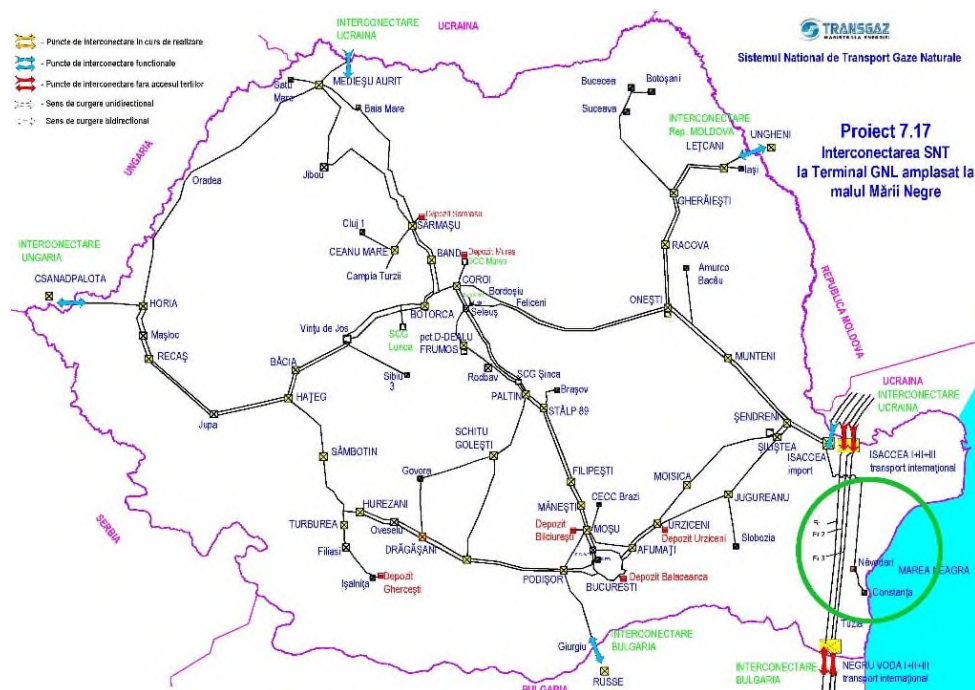


Figure 20 - Interconnection between NTS and the Black Sea LNG Terminal

### Project description

The taking over of Black Sea gas through a LNG terminal involves the interconnection of the National Gas Transmission System and of the LNG terminal by the construction of a gas transmission pipeline, approximately 25 km long, from the Black Sea shore to the T1 and T2 pipelines.

The design capacity and pressure for this pipeline will be determined based on the Black Sea gas quantities available.

### Indicative project implementation schedule:

Development stages	Status/Estimated completion time
Feasibility study	2022-2023
FEED	2023-2024
Technical documentation for obtaining the construction permits	2025
Obtaining the construction permit	2025
Making the final investment decision	2025
Construction	2026-2028
Commissioning/start-up	2028

**Estimated completion time: 2028**

**Estimated value of the investment: EUR 19,6 million**



## Changes compared to the previous TYNDP

	2020-2029 TYNDP	2022-2031 TYNDP
<b>Project description</b>	Pipeline length - 25 km	There are no changes.
<b>Estimated completion time</b>	2028	There are no changes.
<b>Total estimated value of the project (mil. euro)</b>	19,6	There are no changes.

## 8. DEVELOPMENT DIRECTIONS OF THE GAS STORAGE SYSTEM

### 1. DEPOGAZ PLOIESTI – MAJOR STORAGE PROJECTS



Figure 21 – Major natural gas storage projects – Depogaz

### 8.1 Increasing the daily withdrawal capacity at the Bilciurești storage facility - Modernization of Bilciurești underground gas storage system infrastructure

The project aims at increasing the daily delivery capacity for the gas in the Bilciurești storage up to a 20 million m<sup>3</sup>/day flow and ensuring increased safety during operation, correlated with an increase in storage capacity of 108 million cubic meters per cycle.

#### Project description:

The project consists in:

- the modernisation of the collection, separation, metering and drying facilities of the Bilciurești groups;
- the systematisation and modernisation of the gas suction/discharge pipeline system and modernisation of cooling system of Butimanu compressor station;
- the modernisation of 39 injection/withdrawal wells;
- the upgrading of the cooling equipment of the M3 Butimanu compressor;
- the drilling of 4 new wells;

- a new gas transmission pipeline (11 km) between the Bilciurești storage facility and the Butimanu compressor station.

The project will be implemented by stages for not impeding the gas storage activity.

#### Indicative project implementation schedule

Development stages	Progress/Indicative completion time
Feasibility study	Completed
FID	2017
Design, Stage I	2020
Technical documentation for obtaining the construction permits and obtaining the Construction Permit, Stage I	Staged by 2022
Bidding and procurement documents for works execution, Stage I	Staged by 2022
Construction, Stage I	Staged by 2023
Commissioning/start of operation, Stage I	Staged by 2023
Bidding and procurement documents for design services, Stage I	Staged by 2022
Design, Stage II	2023
Technical documentation for obtaining the construction permits and obtaining the Construction Permit, Stage II	2023
Bidding and procurement documents for works execution, Stage II	Staged by 2023
Construction, Stage II	Staged by 2026
Commissioning/start of operation, Stage II	Staged 2026

**NOTE:** In 2020, the Feasibility Study was updated.

#### Estimated completion time: 2026

#### Total estimated value of the investment: EUR 123 million

#### FID: 2017

#### Inclusion in international plans

The project is included in the NSI East Gas Corridor – (North-South Interconnection) for the Central and East European Region, reference number **PIC 6.20.7 – Bilciurești Underground Storage**.

The project is included in TYNDP 2020: UGS-F-311 – Bilciurești daily withdrawal capacity increase

#### Financing sources - own sources, obtained sources

## Changes as compared to the previous TYNDP

	2020-2029 TYNDP	2022-2031 TYNDP
<b>Project description</b>	<ul style="list-style-type: none"> <li>- upgrading of separation, metering and drying facilities Bilciurești;</li> <li>- systematization and modernization of aspiration / discharge gas pipeline system and modernization of cooling system compressor station Butimanu;</li> <li>- upgrading of 19 injection / extraction wells;</li> <li>- drilling 4 new wells;</li> <li>- New gas transmission pipeline (11 Km) between the Bilciurești storage facility and the Butimanu compressor station.</li> </ul>	<ul style="list-style-type: none"> <li>- the modernisation of the collection, separation, metering and drying facilities of the Bilciurești groups;</li> <li>- the systematisation and modernisation of the gas suction/discharge pipeline system and modernisation of cooling system of Butimanu compressor station;</li> <li>- the modernisation of 39 injection/withdrawal wells;</li> <li>- the upgrading of the cooling equipment of the M3 Butimanu compressor;</li> <li>- the drilling of 4 new wells;</li> <li>- a new gas transmission pipeline (11 km) between the Bilciurești storage and the Butimanu compressor station</li> </ul>
<b>Estimated completion time</b>	2025	2026
<b>Total estimated project value (mill. euro)</b>	59	123

## 8.2 Increasing underground gas storage capacity at the Ghercești Underground Gas Storage Facility

The project aims at completing the Ghercești gas storage system infrastructure to ensure the operating conditions at the capacity of 600 million cm<sup>3</sup>/cycle.

### Project description:

The project consists in:

- gas compressor station;
- expansion of gas drying and metering installations;
- upgrading of 20 injection/withdrawal wells;
- Ghercești gas storage facility/NTS interconnection;
- inactive gas reserves.

### Indicative project implementation schedule

Development stages	Progress/Indicative completion time
Feasibility study	2021
FID	2021
Engineering	2022
Technical documentation for obtaining the construction permits and for obtaining the Construction Permit	2023
Bidding and procurement documents	2023
Construction	2026
Commissioning/start of operation	2026

**Estimated completion time: 2026**

**Total estimated value of the investment: EUR 55 million**

**FID: 2021**

## Inclusion in international plans

The project is included in TYNDP 2020: UGS-N-398 - Ghercești Underground Gas Storage in Romania

## Financing sources - own sources, obtained sources

## Changes as compared to the previous TYNDP

	2020-2029 TYNDP	2022-2031 TYNDP
<b>Project description</b>	<ul style="list-style-type: none"><li>– gas compressor station;</li><li>– expansion of gas drying and metering installations;</li><li>– upgrading of 20 injection/withdrawal wells;</li><li>– Ghercești gas storage facility/NTS interconnection;</li><li>– Inactive gas reserves.</li></ul>	There are no changes.
<b>Estimated completion time</b>	2026	There are no changes.
<b>Total estimated project value (mill. euro)</b>	122	55

## 8.3 New underground storage facility in Falticeni (Moldova)

The project aims at the development of a new underground gas storage facility in North-East Romania (the Moldova area).

### Project description:

Conversion into underground storage facility of one or several of the following depleted fields: Pocoleni, Comănești, Todirești or Davideni.

Features:

- a capacity of approximately 200 million cm/cycle;
- an injection capacity of approximately 1.4 million cm/day;
- a withdrawal capacity of approximately 2 million cm/ day.

The project will consist in the following:

- gas compressor station;
- gas drying and metering installations;
- injection/withdrawal wells technological installations;
- injection/withdrawal well drilling;
- gas storage facility/NTS interconnection;
- base gas.

### Indicative project implementation schedule

Development stages	Progress/Indicative completion time
Feasibility study	2024
Engineering	2024
FID	2024
Technical documentation for obtaining the construction permits and for obtaining the Construction Permit	2025
Bidding and procurement documents	2025
Construction	2026
Commissioning/start of operation	2026

**Estimated completion time: 2026**

**Total estimated value of the investment: EUR 80 million**

**Financing sources - own sources, obtained sources**

**FID: 2024**

### Inclusion in international plans

The project is included in TYNDP 2020: UGS-N-399 – New Underground Gas Storage at Falticeni

### Changes as compared to the previous TYNDP

	2020-2029 TYNDP	2022-2031 TYNDP
<b>Project description</b>	–Compressor stations; –Gas drying and metering installations; –technological installations for injection/withdrawal wells; –injection/withdrawal wells drilling; –gas storage / NTS interconnection; –Inactive gas reserves.	There are no changes.
<b>Estimated completion time</b>	2029	2026.
<b>Total estimated project value (mill. euro)</b>	80	There are no changes.

### 8.4 Increasing the storage capacity of the Sărmășel underground gas storage facility (Transylvania)

The project aims at developing the current underground storage at Sărmășel by increasing capacity from 900 million m<sup>3</sup>/cycle to 1,550 million m<sup>3</sup>/cycle (an increase by 650 million m<sup>3</sup>/cycle), increasing the injection capacity by 4 million m<sup>3</sup>/day up to a total 10 million m<sup>3</sup>/day, increasing the extraction capacity by 4 million m<sup>3</sup>/day up to a total 12 million m<sup>3</sup>/day.

From a technical point of view, the project consists in drilling new wells, creating a modern surface infrastructure, compliant with the requirements of European safety and control standards, expanding gas compressor installations and retrofitting and optimizing existing separation and fiscal metering facilities.

The injection/extraction system is designed to ensure the flow of gas for injection/extraction on gathering pipelines dedicated to each objective.

#### **Project description:**

The project consists of the extension of the Sărmășel Gas Storage facilities with the following objectives:

- 38 wells;
- 48,6 km adduction pipelines;
- 8 well groups;
- 19,2 km gathering pipelines;
- 3 compressors;
- 2 gas drying installations;
- Separation and metering installation (SMI);
- Renewable energy production system;
- Connection to the National Natural Gas Transmission System (NTS).

#### **Following the implementation of the technical solution resulting from the feasibility study, the new designed infrastructure will allow:**

- separation of the gas flows circulated in the three geological objectives that make up the deposit, which will make possible the simultaneous use of the deposit both for injection and withdrawal;
- reduction of electricity consumption, required in the storage process, by 25%.

#### **Indicative project implementation schedule**

<b>Development stages</b>	<b>Progress/Indicative completion time</b>
Feasibility study	2021
FID	2023
Engineering	2023
Technical documentation for obtaining the construction permits and for obtaining the Construction Permit	2024
Bidding and procurement documents	2024
Construction	2026
Commissioning/start of operation	2026

#### **Estimated completion time: 2026**

#### **Total estimated value of the investment: EUR 163,1 million**

#### **Inclusion in international plans**

The project is included in TYNDP 2020: UGS-N-371 – Sărmășel underground gas storage in Romania

#### **Financing sources - own sources, obtained sources**



## Changes as compared to the previous NTS Development Plan

	2020-2029 TYNDP	2022-2031 TYNDP
<b>Project description</b>	<ul style="list-style-type: none"> <li>-extension of compressor station;</li> <li>- extension of drying and natural gas installations;</li> <li>-technological installations injection / withdrawal wells;</li> <li>-upgrading 46 injection/withdrawal wells;</li> <li>- drilling 15 new wells;</li> <li>-inactive natural gas reserve.</li> </ul>	<ul style="list-style-type: none"> <li>- 38 wells;</li> <li>- 48,6 km adduction pipelines;</li> <li>- 8 well groups;</li> <li>- 19,2 km gathering pipelines;</li> <li>- 3 compressors;</li> <li>- 2 gas drying installations;</li> <li>- Separation and metering installation (SMI);</li> <li>- Renewable energy production system;</li> <li>- Connection to the National Natural Gas Transmission System (NTS).</li> </ul>
<b>Estimated completion time</b>	2024	2026
<b>Total estimated amount of the project (mill. euro)</b>	136	163,1

## II. DEPOMUREŞ TARGU MUREŞ – MAJOR GAS STORAGE PROJECTS

III.

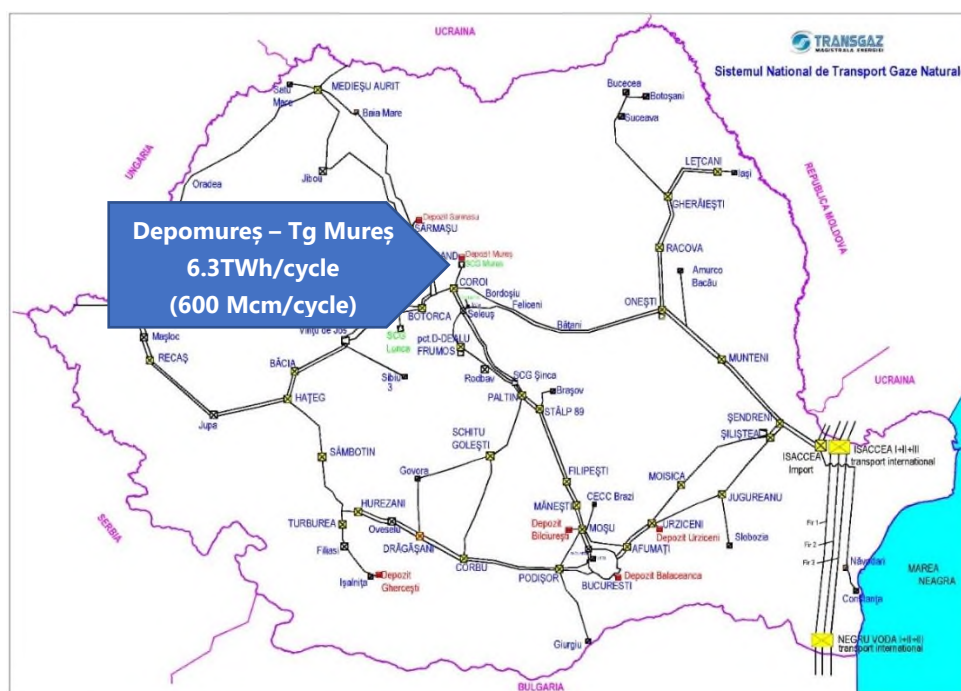


Figure 22 - Major natural gas storage projects - Depomures

### 8.5 Depomureş storage facility

The project aims at the retrofitting and development of the Târgu Mureş underground gas storage facility for **the improvement of the technical conditions for the storage in the storage facility Targu Mureş and implicitly the increase in the level of flexibility of the services provided especially in the context of the current dynamics of the gas market.**

## Project description:

The project initiated by Depomureş consists in the retrofitting and development of the Târgu Mureş gas underground storage, with a current capacity of 300 mill. m<sup>3</sup>.

The development project of the gas storage operator Depomures is a phased one (2 phases).

The main objectives of this project are:

- (i) enhancing flexibility of the storage facility on the one hand by increasing the gas delivery pressure from the storage facility at the interface with the NTS to about 35 bar, and on the other hand by increasing the daily injection and withdrawal capacity from the current average of approximately 1,6 mil. m<sup>3</sup>/day to approximately 3,5 mil. m<sup>3</sup>/day after the implementation of phase 1 of the project, and approximately 5 mil. m<sup>3</sup>/day, after the implementation of phase 2 of the development, and
- (ii) increasing the useful volume of the underground storage to 400 mil.m<sup>3</sup> in a first phase (Phase 1), and to 600 mil.m<sup>3</sup> in a later phase (Phase 2).

The project consists mainly in:

- a central gas station (compressors, drying facilities, bi-directional commercial metering board, related facilities)
- a new storage collector
- upgrading aboveground technological installations to increase the operating pressure, new wells.

The implementation of the first phase of the project is partially completed, part of the investments having been put into operation (upgrading of existing equipment to increase the operating pressure to 64 bar, new gas storage manifold, gas drying station, connection of the storage facility to the high-pressure NTS).

## Indicative project implementation schedule

Development stages	Progress/Indicative completion time *
Feasibility study	Completed
FEED Study	Completed
Construction Permit	Completed (Phase 1) / 2025 (Phase 2)
Bidding and procurement procedure	2025
Construction	2026
Commissioning	2026

\*The implementation schedule is indicative, the estimated end time for the stages following to the updated depending on the FID date.

## Estimated completion time: 2026

## Total estimated value of the investment: EUR 87 million

**FID Phase 1: 2022; FID Phase 2–after completion of Phase 1 implementation.**

## Inclusion in international plans

The Depomures Development Project was declared by the European Commission in 2013 as a Project of Common Interest ((PCI). The PCI status was reconfirmed by the European Commission later, on

the lists of the European projects of common interest. Thus, the project is included in the 5<sup>th</sup> PCI list adopted by the European Commission on 19 November 2021, in the NSI Gas corridor (Central Eastern Europe), cluster *Increas storage capacity in South-East Europe*, under reference number 6.20.4.

The inclusion and preservation of the Depomureș project on the list of key European energy infrastructure projects of common interest proves and strengthens its strategic importance not only at national level but also at European level. Moreover, recent developments in both the gas and electricity markets, i.e. the dramatic change in the geopolitical context, demonstrate once again the critical role of adequate storage infrastructure in ensuring security of supply at affordable prices for domestic and industrial customers in the European Union.

In accordance with the company's statutory provisions, the project financing sources will be approved by the company's governing bodies (own funds, loans, non-refundable funds) at the taking of the final investment decision.

#### Changes as compared to the previous TYNDP

	2020-2029 TYNDP	2022-2031 TYNDP
<b>Project description</b>	<ul style="list-style-type: none"> <li>– central gas station (compressor units, gas drying, bidirectional fiscal gas metering panel, neighbouring facilities);</li> <li>– new storage collector;</li> <li>– upgrading of above ground technological installations for increasing the operating pressure, new probes.</li> </ul>	There are no changes.
<b>Estimated completion time</b>	2022 (Phase 1)	2026 (Phase 1+2)
<b>Total estimated amount of the project (mill. euro)</b>	30 (Phase 1)	87 (Phase 1+2)

## 8.6 ANALYSIS OF STORAGE PROJECTS

### 8.6.1. The status of the projects by the final investment decision (FID):

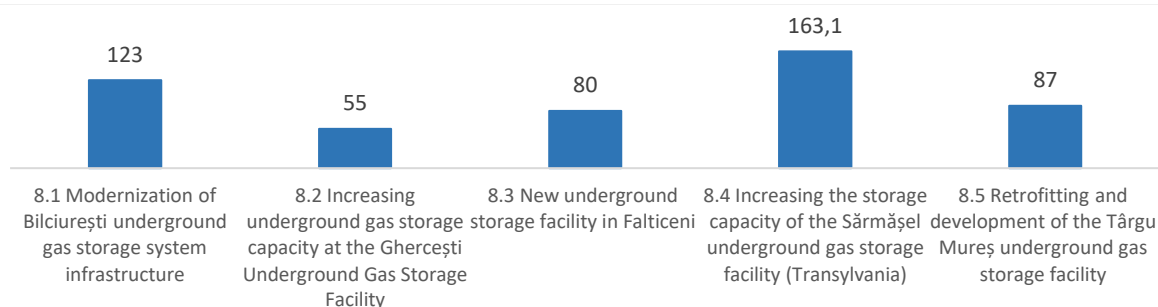
Storage projects		2020 TYNDP	PCI (the 4 <sup>th</sup> list)	
8.1	Increasing the daily withdrawal capacity at the Bilciurești storage facility - Modernization of Bilciurești underground gas storage system infrastructure	UGS – F - 311		FID
8.2	Increasing underground gas storage capacity at the Ghercești underground gas storage facility	UGS - N - 398		FID
8.3	New underground storage facility in Falticeni (Moldova)	UGS – N - 399		LA non FID
8.4	Increasing the storage capacity of the Sărmășel underground gas storage facility (Transylvania)	UGS – N - 371	6.20.6	A non FID
8.5	Retrofitting and development of the Târgu Mureș underground gas storage	UGS – A - 233	6.20.4	A non FID



**Chart 19 – Status of key storage projects**

### 8.6.2. Cost of major storage projects

No.	Project	Estimated value mill. euro	Completion deadline	Importance of the project
8.1	Increasing the daily withdrawal capacity at the Bilciuresti storage facility - Modernization of Bilciurești underground gas storage system infrastructure	123	2026	Increasing the daily delivery capacity of natural gas from the Bilciurești storage facility up to a flow of 20 million cm/day and ensuring increased operational safety and an increased storage capacity of 108 million cm/cycle.
8.2	Increasing underground gas storage capacity at the Ghercești Underground Gas Storage Facility	55	2026	Increasing the daily gas delivery capacity of the Ghercești storage facility
8.3	New underground storage facility in Falticeni (Moldova)	80	2026	Increasing the gas storage facility capacity to ensure security of gas supply
8.4	Increasing the storage capacity of the Sărmășel underground gas storage facility (Transylvania)	163,1	2026	Increasing the gas storage facility capacity to ensure security of gas supply
8.5	Retrofitting and development of the underground gas storage facility Târgu Mureș	87	2026	Increasing daily injection/withdrawal capacity while increasing the useful volume of storage to ensure security of gas supply and the flexibility needed to better integrate national and regional energy markets.
<b>TOTAL storage projects</b>		<b>EUR 508,1 million</b>		



**Chart 20 – Cost of major storage projects (mill. EURO)**

The investment effort necessary for the achievement of major storage projects depending on the completion deadlines:



**Chart 21 - Investment effort – depending on the completion deadlines (mill. EURO)**

Regarding the projects *Upgrading of the gas storage system infrastructure – Bilciurești (FID project)* and *Depomureș Storage Facility (FID project)*, Transgaz confirms that it has the necessary capacity to take over the relevant quantities, considering the discussions held with Romgaz and Depomureș Târgu Mureș.

## 9. ANALYSIS OF TRANSGAZ'S STRATEGIC PROJECTS

### 9.1 Status of the Projects

According to the Final Investment Decision (FID) in the 2015 TYNDP projects were classified in two categories: FID projects – projects for which the Final Investment Decision was taken and non-FID projects for which the Final Investment Decision was not taken.

In the 2017 TYNDP the basic non-FID status was divided into the subcategories:

- Advanced Non-FID (A non-FID),
- Less advanced non-FID (LA non-FID).

Depending on such classification the drafts of the Ten Year gas Transmission Network Development Plan 2022-2031 is presented as follows:

Project no.	Project name	Status
7.1.1	Development on the Romanian territory of the National gas Transmission System on the Bulgaria – Romania – Hungary – Austria Corridor – <b>Phase I</b>	<b>COMPLETED</b>
7.1.2	Development on the Romanian territory of the National gas Transmission System on the Bulgaria – Romania – Hungary – Austria Corridor – <b>Phase II</b>	A non FID
7.2	Development on the Romanian territory of the Southern Corridor for taking over Black Sea gas	FID**
7.3	Interconnection of the national gas transmission system with the international gas transmission pipeline T1 and reverse flow at Isaccea	<b>COMPLETED</b>
7.4	NTS development in North-East Romania for enhancing gas supply to the area and for ensuring transmission capacities to the Republic of Moldova	FID
7.5	Extension of the bidirectional gas transmission corridor Bulgaria – Romania – Hungary – Austria (BRUA Phase III)	LA non FID
7.6	New NTS developments for taking over Black Sea gas	FID
7.7	Romania - Serbia Interconnection	A non FID
7.8	Upgrading GMS Isaccea 1 and GMS Negru Vodă 1	
7.8.1	Upgrading GMS Isaccea 1	<b>COMPLETED</b>
7.8.2	Upgrading GMS Negru Vodă 1	Removed
7.9	Interconnection between the gas transmission systems of Romania and Ukraine in the Gherăești – Siret direction	Removed
7.10	Development/Upgrading of the gas transmission infrastructure in the North-Western part of Romania	LA non FID
7.11	Increase in the gas transmission capacity of the interconnection Romania-Bulgaria, in the Giurgiu-Ruse direction	LA non FID*
7.12	Eastring-Romania	LA non FID
7.13	Monitoring system, data control and acquisition for the cathodic protection stations related to the National Gas Transmission System	LA non FID*
7.14	Development of the SCADA system for the National Gas Transmission System	LA non FID*

Project no.	Project name	Status
7.15	Upgrading GMS Isaccea 2 and GMS Negru Voda 2 for enabling bidirectional flow on the T2 pipeline	LA non FID*
7.16	Upgrading GMS Isaccea 3 and GMS Negru Voda 3 for enabling bidirectional flow on the T3 pipeline	LA non FID*
7.17	Interconnection between NTS and the Black Sea LNG Terminal	LA non FID*

\*Projects not included in the 2020 TYNDP

\*\* Transgaz took the Investment Decision. The start of the execution depends on the Final Investment Decision of the titleholders of the Black Sea Neptune Deep Water block.

**Table 8 – Status of key projects for 2021-2030**



**Chart 22 – Status of Transgaz key projects**

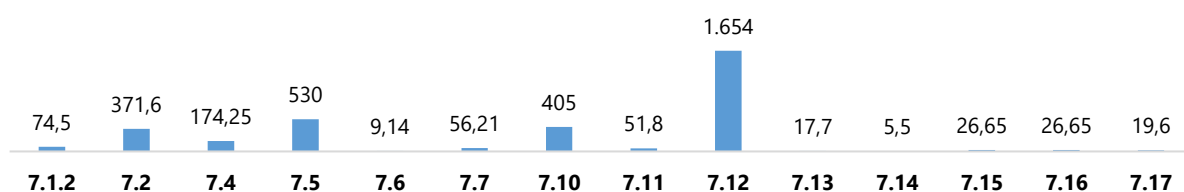
## Note

Compared to the 2020-2029 TYNDP, the status of the project *Development on the Romanian territory of the Southern Corridor for taking over Black Sea shore gas* changed from A non FID to FID, and three projects were completed: BRUA Phase I, *Interconnection of the national gas transmission system with the international gas transmission pipeline T1 and reverse flow at Isaccea* and *Upgrading GMS Isaccea I*.

Project no.	Project name	Projects for which the Open Season procedure applies
7.1.2	Development on the Romanian territory of the National gas Transmission System on the Bulgaria – Romania – Hungary – Austria Corridor – <b>Phase II</b>	x
7.2	Development on the Romanian territory of the Southern Corridor for taking over Black Sea gas	x
7.5	Extension of the bidirectional gas transmission corridor Bulgaria – Romania – Hungary – Austria (BRUA <b>Phase III</b> )	x
7.6	New NTS developments for taking over Black Sea gas	x

**Table 9 – Projects for which the Open Season procedure applies**

## 9.2 The cost of the projects



**Chart 23 -Cost of major projects (mill. euro)**



Summary of the major projects:

No	Project no	Project	Estimated amount mill. euro	Completion deadline	Importance of the project	Project status
1	7.1.2	Development on the Romanian territory of the National Gas Transmission System on the <b>Bulgaria-Romania-Hungary-Austria Corridor (Phase II)</b>	74,5	2025	Ensuring a gas transmission capacity to Hungary of 4,4 billion cm/year and 1,5 billion cm/year to Bulgaria. The importance of the project at the level of the European Union is reflected by the nomination of the project 'Gas pipeline from Bulgaria to Austria via Romania and Hungary' on both the first and the second and the third list of projects of common interest	A non FID
2	7.2	Development on the Romanian territory of the <b>Southern Transmission Corridor</b> for taking over Black Sea gas	371,6	2025	Taking over in the NTS of Black Sea natural gas for transmission to the Romanian and European markets is of strategic importance to Transgaz. The importance of the project at the level of the European Union is reflected in the nomination of the Project on the second, third and fourth list of projects of common interest.	FID
3	7.4	<b>NTS developments in North-East Romania</b> for enhancing gas supply to the area and for ensuring transmission capacities to the Republic of Moldova	174,25	2021	Ensuring a transmission capacity of 1,5 billion cm/year at the interconnection point between the Romanian and Moldovan gas transmission systems.	FID
4	7.5	<b>Extension of the bidirectional gas transmission corridor Bulgaria-Romania-Hungary-Austria (BRUA-Phase III)*</b>	530	2027	Depending on the increase in the Black Sea offshore production, it is considered the further development of the network: an additional route through the centre of Romania and a new interconnection with Hungary.	LA non FID
5	7.6	<b>New NTS developments for taking over Black Sea gas</b>	9,14	2021	Creating an additional point for taking over natural gas from the Black Sea offshore exploitation blocks.	FID
6	7.7	<b>Romania-Serbia Interconnection</b>	56,21	2028	Construction of an interconnection pipeline with Serbia to diversify sources of supply and increase energy security in the region.	A non FID
7	7.10	Development/Upgrading of the gas transmission infrastructure in the North-Western part of Romania	405	Stage 1 2025 Stage 2 2025	Increasing the natural gas transmission capacities in the North-West of Romania to ensure the trends of	LA non FID

No	Project no	Project	Estimated amount mill. euro	Completion deadline	Importance of the project	Project status
				Stage 3 2026	consumption growth in the region.	
8	7.11	Increase in the gas transmission capacity of the interconnection Romania-Bulgaria, in the Giurgiu-Ruse direction	51,8	2027	Improving the natural gas supply to the area.	LA non FID
9	7.12	Eastring-Romania	Phase 1: 1.297 Romania Phase 2: 357 million Romania	Phase 1: 2027 Phase 2: 2030	EASTRING will be open to well-established sources as well as alternative sources. It will bring gas from new sources from the Caspian Sea / Mediterranean Sea / Black Sea / Middle East regions. At the same time, it will ensure supplies to Southeast Europe from European gas hubs. Total capacity will be available to any carrier or vendor.	LA non FID
10	7.13	Monitoring system, data control and acquisition for the cathodic protection stations related to the National Gas Transmission System	17,7	2027	Provides the ability to set, monitor and operate remotely and accurately the points of interest of the system, eliminates the cost of reading data, avoids situations where due to weather conditions it is not possible to read data and eliminated human errors, allows distributed control of locations, operating and maintenance costs, considerably reduces setup time.	LA non FID
11	7.14	Development of the SCADA system for the National Gas Transmission System	5,5	2025	Upgrading the natural gas transmission infrastructure by upgrading hardware and software architecture.	LA non FID
12	7.15	Upgrading GMS Isaccea 2 and GMS Negru Voda 2 for enabling bidirectional flow on the T2 pipeline	26,65	2024	Enabling bidirectional flow on the T2 pipeline, part of the Trans-Balkan Corridor.	LA non FID
13	7.16	Upgrading GMS Isaccea 3 and GMS Negru Voda 3 for enabling bidirectional flow on the T3 pipeline	26,65	2028	Enabling bidirectional flow on the T3, pipeline, part of the Trans-Balkan Corridor.	LA non FID
14	7.17	Interconnection between NTS and the Black Sea LNG Terminal	19,6	2028	Creating transmission capacity for taking over gas from the Black Sea LNG terminal.	LA non FID
<b>TOTAL</b>			<b>EUR 3.422,6 million</b>			

### Total estimated amount of the FID projects:

No	Project no	Project	Estimated amount mill. euro	Completion deadline	Importance of the project	Project status
1	7.2	Development on the Romanian territory of the <b>Southern Transmission Corridor</b> for taking over Black Sea gas	371,6	2025	The taking over into the NTS of the Black Sea and its transmission to the Romanian and European markets is of strategic importance to Transgaz. The importance of the project at the EU level is reflected in the nomination of the Project on the second, third and fourth list of projects of common interest.	FID
2	7.4	<b>NTS developments in North-East Romania</b> for enhancing gas supply to the area and for ensuring transmission capacities to the Republic of Moldova	174,25	2021	Ensuring gas transmission capacity of 1,5 bcm/year at the interconnection point between the Romanian and Moldovan gas transmission systems.	FID
3	7.6	<b>New NTS developments for taking over Black Sea gas</b>	9,14	2021	Creating an additional point for taking over natural gas from the Black Sea offshore exploitation blocks.	FID
<b>TOTAL FID projects:</b>			<b>EUR 554,99 million</b>			

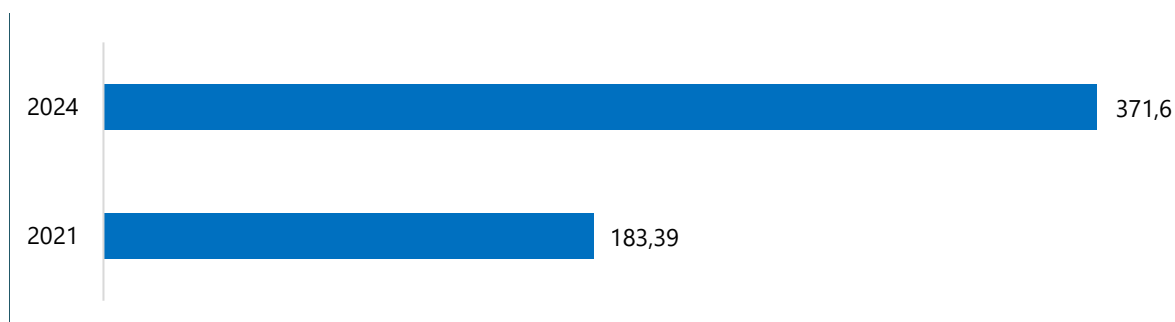


Chart 24– Investment effort of Transgaz for FID projects depending on the Estimated completion time (mill. euro)

### Total estimated amount of A non FID projects:

No	Project no	Project	Estimated amount mill. euro	Completion deadline	Importance of the project	Project status
1	7.1.2	Development on the Romanian territory of the National Gas Transmission System on the <b>Bulgaria-Romania-Hungary-Austria Corridor (Phase II)</b>	74,5	2025	Ensuring a gas transmission capacity to Hungary of 4,4 billion cm/year and 1,5 billion cm/year to Bulgaria. The importance of the project at the level of the European Union is reflected by the nomination of the project Gas pipeline from Bulgaria to Austria via Romania and Hungary on both the first and the second and the third list of projects of common interest	A non FID

No	Project no	Project	Estimated amount mill. euro	Completion deadline	Importance of the project	Project status
2	7.7	Romania-Serbia Interconnection	56,21	2028	Construction of an interconnection pipeline with Serbia to diversify sources of supply and increase energy security in the region.	A non FID
<b>TOTAL A non FID projects</b>			<b>EUR 130,71 million</b>			



Chart 25 – Investment effort of Transgaz for A non FID projects depending on the Estimated completion time (mill. euro)

#### The total estimated amount of the FID and A non FID projects:

No.	Status of the projects	Total estimated amount (mill. euro)
1	FID projects	554,99
2	A non FID projects	130,71
<b>TOTAL FID and A non FID projects</b>		<b>685,7</b>

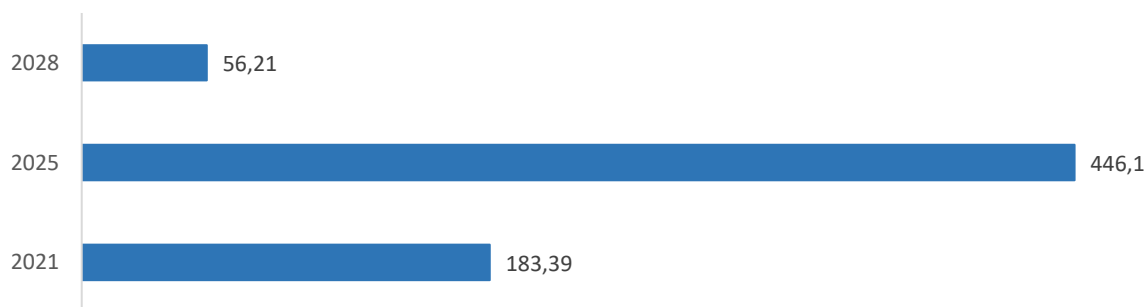


Chart 26 – Investment effort of Transgaz for FID and A non FID projects depending on the estimated completion time (mill. euro)

For the period 2022-2031 Transgaz proposes the achievement of the following projects which are currently in an early stage (**LA non FID**).

**Total estimated amount of the LA non FID projects:**

No.	Project no	Project	Estimated value mill. euro	Completion deadline	Importance of the project	Status of the project
1.	7.5	<b>Extension of the bidirectional gas transmission corridor Bulgaria–Romania–Hungary–Austria (BRUA-Phase III)*</b>	530	2027	Depending on the increase in the Black Sea offshore production, it is considered the further development of the network: an additional route through the centre of Romania and a new interconnection with Hungary.	LA non FID
2.	7.10	Development/Upgrading of the gas transmission infrastructure in the North-Western part of Romania	405	Stage 1 2025 Stage 2 2025 Stage 3 2026	Increasing the natural gas transmission capacities in the North-West of Romania to ensure the trends of consumption growth in the region.	LA non FID
3.	7.11	Increase in the gas transmission capacity of the interconnection Romania-Bulgaria, in the Giurgiu-Ruse direction	51,8	2027	Improving the natural gas supply of the area.	LA non FID
4.	7.12	Eastring-Romania	Phase 1: 1,297 Romania Phase 2: 357 Romania	Phase 1: 2027 Phase 2: 2030	EASTRING will be open to well-established sources as well as alternative sources. It will bring gas from new sources from the Caspian Sea / Mediterranean Sea / Black Sea / Middle East regions. At the same time, it will ensure supplies to Southeast Europe from European gas hubs. Total capacity will be available to any carrier or vendor.	LA non FID
5.	7.13	Monitoring system, data control and acquisition for the cathodic protection stations related to the National Gas Transmission System	17,7	2027	Provides the ability to set, monitor and operate remotely and accurately the points of interest of the system, eliminates the cost of reading data, avoids situations where due to weather conditions it is not possible to read data and eliminated human errors, allows distributed control of locations, operating and maintenance costs, considerably reduces setup time.	LA non FID
6.	7.14	Development of the SCADA system for the National Gas Transmission System	5,5	2025	Upgrading the natural gas transmission infrastructure by upgrading hardware and software architecture.	LA non FID
7.	7.15	Upgrading GMS Isaccea 2 and GMS Negru Voda 2 for enabling bidirectional flow on the T2 pipeline	26,65	2024	Enabling bidirectional flow on the T2 pipeline, part of the Trans-Balkan Corridor.	LA non FID
8.	7.16	Upgrading GMS Isaccea 3 and GMS Negru Voda 3 for enabling bidirectional flow on the T3 pipeline	26,65	2028	Enabling bidirectional flow on the T3, pipeline, part of the Trans-Balkan Corridor.	LA non FID

No.	Project no	Project	Estimated value mill. euro	Completion deadline	Importance of the project	Status of the project
9.	7.17	Interconnection between NTS and the Black Sea LNG Terminal	19,6	2028	Creating transmission capacity for taking over gas from the Black Sea LNG terminal.	LA non FID
<b>TOTAL LA non FID projects</b>			<b>EUR 2.736,9 million</b>			



**Chart 27 – Investment effort of Transgaz for LA non FID projects depending on the estimated completion time (mill. euro)**

### 9.3 Planning the achievement of Transgaz's Strategic Projects for the period 2021-2031

Project name	Updated estimated amount (mil. euro)	2021	2022	2023	2024	2025	2026	2027	2028	2029	2030	2031
Development on the Romanian territory of the National gas Transmission System on the Bulgaria –Romania– Hungary-Austria Route (Phase II)	74,5											
Development on the Romanian territory of the Southern transmission Corridor for taking over Black Sea gas	371,6											
NTS developments in the North-Eastern area of Romania to improve gas supply in the area and to ensure gas transmission capacity to the Republic of Moldova	174,25											
Enhancement of the bi-directional gas transmission corridor Bulgaria –Romania- Hungary-Austria (BRUA Phase III)	530*											
Project for new NTS developments for taking over Black Sea gas	9,14											
Romania-Serbia Interconnection	56,21											
Development/Upgrading of the gas transmission infrastructure in the North-Western part of Romania	405											
Increase in the gas transmission capacity of the interconnection Romania-Bulgaria, in the Giurgiu-Ruse direction	51,8											
Eastring-Romania	1.654											



Project name	Updated estimated amount (mil. euro)	2021	2022	2023	2024	2025	2026	2027	2028	2029	2030	2031
Monitoring system, data control and acquisition for the cathodic protection stations related to the National Gas Transmission System	17,7											
Development of the SCADA system for the National Gas Transmission System	5,5											
Upgrading GMS Isaccea 2 and GMS Negru Voda 2 for enabling bidirectional flow on the T2 pipeline	26,65											
Upgrading GMS Isaccea 3 and GMS Negru Voda 3 for enabling bidirectional flow on the T3 pipeline	26,65											
Interconnection between NTS and the Black Sea LNG Terminal	19,6											

**Table 10 – Planning of 2021-2031 key projects**

## 9.4 Project benefits

By ensuring the link between different sources of gas supply and the European market, these investment projects contribute to the meeting of the European goals, the main benefits of which being as follows:

- Integration of the gas market and interoperability of the gas transmission systems in the region;
- Gas price convergence in the region;
- Increasing the flexibility of the European gas transmission system by making bidirectional gas flow interconnections;
- Ensuring access for Romania and the European Union to a new gas supply source by the interconnection of the BULGARIA - ROMANIA - HUNGARY – AUSTRIA corridor with the Black Sea;
- Increasing competition on the European gas market by diversifying sources, transmission routes and the companies active in the region;
- Increasing the security of gas supply;
- Reducing dependence on Russian gas imports;
- Stimulating the production development of renewable energy in the region (especially wind and solar energy) considering the possibility of using natural gas as a renewable option for renewable energies, which leads to a significant increase in the sustainability of the proposed projects.

## 9.5 Comparison 2020 ENTSOG TYNDP / 2022 – 2031 Development Plan for the National Gas Transmission System (PDSNT)

No.	Project code 2022 PDSNT	PDSNT project name	Project code 2020 TYNDP	2020 TYNDP project name
1.	<b>7.1.2.</b>	Development on the Romanian territory of the National gas Transmission System on the Bulgaria – Romania – Hungary – Austria corridor – (Phase II)	TRA -A-1322	Development on the Romanian territory of the NTS (BG–RO–HU–AT) - Phase II

No.	Project code 2022 PDSNT	PDSNT project name	Project code 2020 TYNDP	2020 TYNDP project name
2.	7.2.	Development on the Romanian territory of the Southern Corridor for taking over Black Sea shore gas	TRA-A-362	Development on the Romanian territory of the Southern Transmission Corridor
3.	7.4.	Project regarding the NTS development in the North-Eastern part of Romania for improving the security of gas supply in the area and to ensure the transmission capacities towards the Republic of Moldova	TRA-F-357	NTS developments in North-East Romania
4.	7.5.	Extension of the bidirectional gas transmission corridor Bulgaria – Romania – Hungary – Austria (BRUA Phase III)	TRA-N-959	Further enlargement of the BG—RO—HU—AT transmission corridor (BRUA) phase 3
5.	7.6.	New NTS developments for taking over Black Sea shore gas	TRA-F-964	New NTS developments for taking over gas from the Black Sea shore
6.	7.7	Romania - Serbia Interconnection	TRA-A-1268	Romania-Serbia Interconnection
7.	7.10	Development/Upgrading of the gas transmission infrastructure in the North-Western part of Romania	TRA-N-598	NTS developments in North-East Romania
8.	7.11	Increase in the gas transmission capacity of the interconnection Romania-Bulgaria, in the Giurgiu-Ruse direction		
9.	7.12	Eastring-Romania	TRA-A-655	Eastring - Romania
10.	7.13	Monitoring system, data control and acquisition for the cathodic protection stations related to the National Gas Transmission System		
11.	7.14	Development of the SCADA system for the National Gas Transmission System		
12.	7.15	Upgrading GMS Isaccea 2 and GMS Negru Voda 2 for enabling bidirectional flow on the T2 pipeline		
13.	7.16	Upgrading GMS Isaccea 3 and GMS Negru Voda 3 for enabling bidirectional flow on the T3 pipeline		
14.	7.17	Interconnection between NTS and the Black Sea LNG Terminal		
<b>Completed projects</b>				
15.	7.8.1	Upgrading GMS Isaccea 1 and GMS Negru Vodă 1	TRA-F- 1277	Upgrading GMS Isaccea 1 and GMS Negru Vodă 1
	7.8.1	Upgrading GMS Isaccea 1		
16.	7.1.1.	Development on the Romanian territory of the National gas Transmission System on the Bulgaria – Romania – Hungary – Austria corridor – (Phase I)	TRA-F-358	Development on the Romanian territory of the NTS (BG—RO—HU—AT) - Phase I

No.	Project code 2022 PDSNT	PDSNT project name	Project code 2020 TYNDP	2020 TYNDP project name
17.	7.3.	Interconnection of the national gas transmission system with the international gas transmission pipelines and reverse flow at Isaccea	TRA-F-139	Interconnection of the NTS with the DTS and reverse flow at Isaccea
<b>Removed projects</b>				
18.	7.8.2	Upgrading GMS Isaccea 1 and GMS Negru Vodă 1	TRA-F-1277	Upgrading GMS Isaccea 1 and GMS Negru Voda 1
19.	7.9	Interconnection between the gas transmission systems of Romania and in Ukraine in the Gherăești – Siret direction	TRA-N-596	Interconnection between the RO and the UA gas transmission systems

Table 11 - 2022 PDSNT/ 2020 TYNDP code comparison

## 10. MAJOR PROJECTS COMPLETED

### 1. Development on the Romanian territory of the NTS on the Bulgaria – Romania – Hungary – Austria Corridor (BRUA) – Phase I – completed project

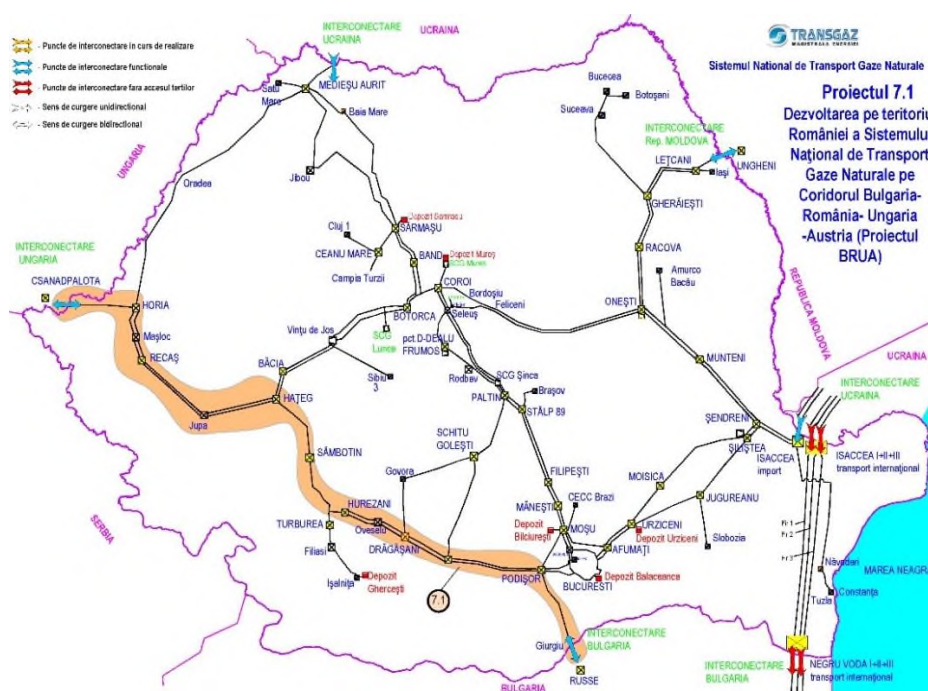


Figure 23– Map of the major project for the development of the Bulgaria-Romania-Hungary-Austria Corridor – Phase 1

## Project description

BRUA Phase I consisted in the achievement of the following objectives:

- **Podișor-Recaș 32" x 63 bar pipeline approximately 479 km long:**
  - LOT 1 from km 0 (in the vicinity of Podișor, Giurgiu county) to km 180 (in the vicinity of Valeni village, Zătreni locality, Valcea county)
  - LOT 2 executed from km 180 in the vicinity of Valeni village, Zătreni locality, Valcea county) to km 320 (in the vicinity of Pui, Hunedoara county)

- LOT 3 executed from km 320 (in the vicinity of Pui, Hunedoara County) to km 479 (in the vicinity of Recas, Timis County).
- **three gas compressor stations (Podișor CS, Bibești CS and Jupa CS)** each station being equipped with two compressor units (one in operation and one back-up), with the possibility to ensure bidirectional gas flow.

The capacity currently transmitted through the BRUA Phase 1 gas pipeline is 4,6 million cubic meters per day, which means an annual volume of 1,68 billion cubic meters and a 96% loading of the transmission pipeline.

With the completion of Phase 1 of the BRUA project, the following objectives were achieved:

- ✓ fulfillment of commitments to the European Commission, established under Decision C (2020) 1232 of 06.03.2020, to ensure the maximum gas export capacity available to network users from Romania to Hungary and Bulgaria;
- ✓ ensuring a gas transmission capacity of 1,5 bcm/year in the Bulgaria direction;
- ✓ developing a transmission capacity of 1,75 bcm/year in the Hungary direction; ensuring the security of Romania's gas supply through access to new gas sources;
- ✓ diversification of gas supply sources of the European countries;
- ✓ transmission of Caspian gas to the Central European markets.

#### Indicative project implementation schedule:

Development stages	Completion date
Pre-feasibility study	Completed
Feasibility study	Completed
Environmental Impact Assessment (including also the Appropriate Environmental Assessment Study)	Completed
FEED	Completed
FID	Obtained in 2016
Obtaining Environmental AGreement	Obtained in December 2016
Construction Permit	Obtained in February 2017
Comprehensive Decision	Obtained in March 2018
Conclusion of contracts for the construction of the pipeline	November 2017
Issue of the order for the commencement of the pipeline construction works	Issued on 4 June 2018
Delivery of the pipeline site and public consultation in the related TAUs	May – June 2018
Conclusion of the contract for the construction of the compressor stations	March 2018
Delivery to the constructor of the sites of the compressor stations and public consultations in the relevant territorial – administrative units	11-13 April 2018
Issue of the order for the commencement of the works related to the three compressor stations	Issued on 16 April 2018
Conclusion of contracts for pipeline automation and security	July 2018
Construction of pipeline – Phase I	Completed 2018 – 2020
Construction of compressor stations – Phase I	Completed 2018 – 2020
- Jupa CS	Completed on 30.09.2019

Development stages	Completion date
– Podișor CS	Completed on 31.10.2019
– Bibești CS	Completed on 23.08.2020

Considering that it is a project of common interest, Transgaz obtained a EUR 1,54 million grant through the Connecting Europe Facility for the design of the three compressor stations.

In October 2015, Transgaz filed an application within the grant application session to obtain a grant for the BRUA Phase I execution works.

On 19 January 2016, the CEF-Energy Coordination Committee Meeting (responsible for the management of the procedures for the granting of European financial assistance to Projects of Common Interest in Energy) took place in Brussels and the list of projects of common interest was validated by vote, projects proposed to receive European grant under the Connecting Europe Facility 2015.

In September 2016 SNTGN Transgaz SA signed the **Grant Contract** with INEA (Innovation and Networks Executive Agency) in the amount of approximately **EUR 179,3 million**.

BRUA Phase 1 is an essential stage in the development of the National Gas Transmission System. With its commissioning, Romania will connect to the regional transmission corridors and will be able to ensure its supply of gas from new sources, which will better meet the existing demand on the domestic market and will lead to a higher level of predictability and energy security for the Romanian consumer. At the same time, BRUA Phase 1 also means access to European markets for the potential Black Sea gas production extracted by our country.

- **The BRUA Phase 1 project ended at a value of EUR 387,4 million** (value referred to the average euro exchange rate during the project period), with a saving of 21% (EUR 101,1 million) compared to the value put up for auction of EUR 478,5 million; compared to the average EUR exchange rate during the project execution period, the value is EUR 387,8 million, which means a saving of approximately 19% (EUR 90,7 million);
- The total cost per km of the BRUA Phase 1 gas pipeline, at the current rate, including the compressor stations (Podișor, Bibești, Jupa) is EUR 783,2 thousand; compared to the average of the project execution period, the total cost/km is EUR 804,8 thousand;
- The total cost per km of the BRUA phase 1 gas pipeline, without the compressor stations, at the current rate, is EUR 546,5 thousand; compared to the average of the EUR exchange rate during the project execution period, the total cost/km is EUR 561,6 thousand.

On 16 August 2021, the acceptance upon the completion of the works for all the objectives part of the BRUA Project took place. The Acceptance Commission decided to approve the acceptance upon the completion of the works.

#### Inclusion in international plans

- **PCI project (first list):** 7.1.5;
- **PCI project (second list):** Phase I: 6.24.2;
- **PCI project (third list):** Phase I: 6.24.1–2;
- **PCI project (fourth list):** Phase I: 6.24.1 within ***Cluster phased capacity increase on the Bulgaria — Romania — Hungary — Austria bidirectional transmission corridor (currently known as ROHUAT/BRUA) to enable 1,75 bcm/y in the 1<sup>st</sup> phase, 4,4 bcm/y in the 2<sup>nd</sup> phase, and including new resources from the Black Sea in the 2<sup>nd</sup> phase;***



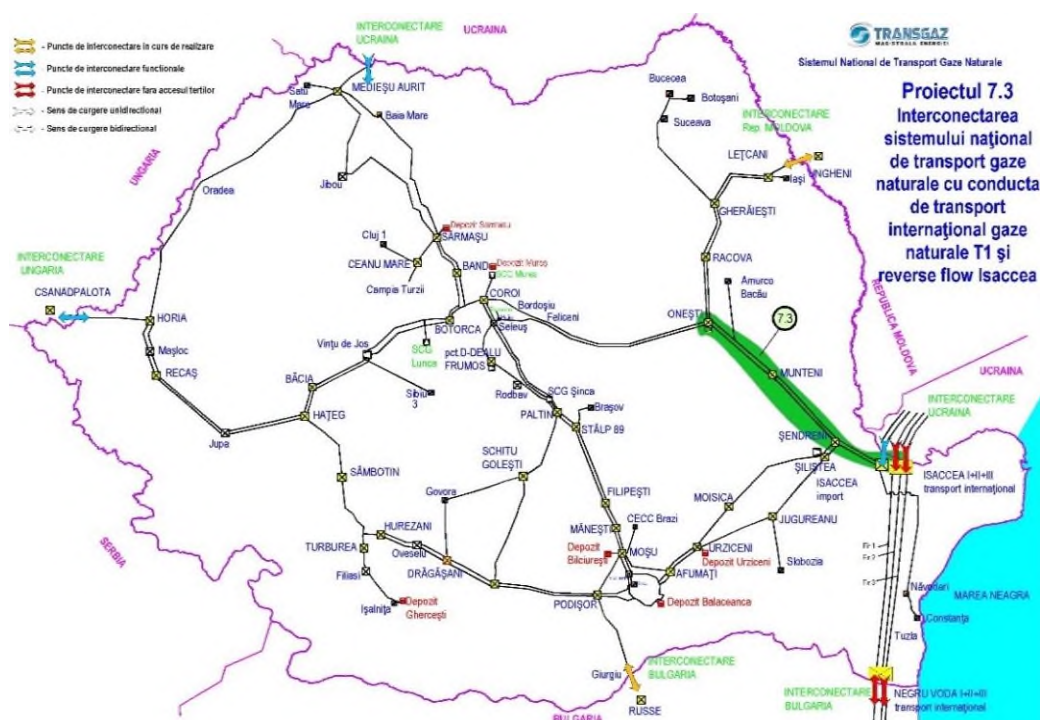
- **2020 ENTSG TYNDP:** TRA-F-358.

**Priority corridor:** Gas interconnections on the North-South corridor of Central Europe and South-Eastern Europe («NSI East Gas»). Cluster number EAST 12a and 12b.

## 2. The interconnection of the national gas transmission system with the international gas transmission pipeline T1 and reverse flow Isaccea – completed project

This project was very important because:

- By its implementation a transmission corridor was created between the markets of Bulgaria, Romania and Ukraine, in the conditions in which the new interconnection between Greece and Bulgaria is achieved;
- The transmission contract for the capacity of Transit 1 pipeline expired on 1 October 2016. Starting with gas year 2016-2017, the transmission capacity of Transit 1 pipeline is auctioned according to the European Code on capacity allocation mechanisms at the cross-border interconnection points and to ANRE Order no. 34/2016;
- Physical reverse flows are ensured at the Negru Voda 1 point in accordance with Regulation (EU) 1938/2017;
- Its implementation enables the taking over of the newly discovered Black Sea gas by the Romanian gas transmission system for selling on the Romanian market and on the regional markets.



**Figure 24 – Map of the major project for the development of the NTS interconnection with the international transmission pipeline Transit 1 and reverse flow Isaccea**

### Project description:

The project consisted of the following:

**Phase 1** – category of energy infrastructure *Gas and biogas transmission pipelines which are part of a network mainly comprising mainly high-pressure pipelines, with the exception of high-pressure pipelines used for upstream or downstream gas distribution, with the following investment objectives:*



- Isaccea Interconnection, location: Isaccea territorial administrative unit;
- Rehabilitation of the DN 800 Onești – Cosmești pipeline.

**Phase 2** – category of energy infrastructure *Any equipment or installations essential to the secure, efficient and safe operation of the system or to provide bidirectional capacity, including compressor stations*, with the following investment objectives:

- Upgrading the Siliștea Gas Compressor Station and the Siliștea Technological Node (TN), located within the Siliștea territorial administrative unit, Brăila County;
- Works within the Șendreni Technological Node, located within the Vădeni territorial administrative unit, Brăila County;
- Upgrading the Onești Gas Compressor Station and the Onești Technological Node, located within the Onești territorial administrative unit, Bacău County.

The project did not develop additional capacities at the Negru Vodă NTS entry/exit point.

#### Indicative project implementation schedule:

Development stages	Status/ Estimated completion time
<b>Phase 1</b>	<b>2018</b>
Pre-feasibility study	completed
Feasibility study	completed
Environmental impact assessment	completed
Authority engineering for the issuance of construction permits	completed
Issuance of construction permits	completed
Comprehensive decision	obtained
Construction	completed
Commissioning/start up	completed
<b>Phase 2</b>	<b>2020</b>
Pre-feasibility study	completed
Feasibility study	completed
Technical specifications for the design and execution	completed
Procurement of design and execution works	completed
Comprehensive decision	completed
Completion of basic design and execution details/ issuance of construction permits	completed
Construction	completed 2020
Commissioning/start up	01.01.2021

#### Inclusion in international plans

- **PCI project (second list):** 6.15;
- **PCI project (third list):** 6.24.10-1 **Cluster phased capacity increase on the Bulgaria — Romania — Hungary — Austria bidirectional transmission corridor (currently known as ROHUAT/BRUA) to enable 1,75 bcm/y in the 1<sup>st</sup> phase, 4,4 bcm/y in the 2<sup>nd</sup> phase, and including new resources from the Black Sea in the 2<sup>nd</sup> and/or 3<sup>rd</sup> phase;**
- **2020 ENTSOG TYNDP:** TRA-F-139.



- The metering installation consists of several parallel metering lines (in operation and backup) equipped with ultrasonic meters for metering the delivered gas quantities, each line having three identical independent metering systems (Pay, Check and Verification). The Pay and Check independent systems use dual ultrasonic meters and the Verification systems a simple ultrasonic meter.

The number of the metering lines is sufficient to allow for the metering of the gas quantities to be delivered through the GMS.

The volumes resulting from the independent metering of the Pay, Check and Verification systems will be monitored continuously.

### Project implementation schedule

Development stages	Status/ Estimated completion time
Feasibility study	Completed
Design	Completed
FEED and permitting documentation for the construction permit	Completed
Construction	2019 – 2020 Completed
Commissioning /Start-up	2020

### Inclusion in international plans

- **2020 ENTSG TYNDP:** TRA-F-1277

## 11. FINANCING OPTIONS

Every organization is required to adapt to the environment in which it operates, while maintaining its internal cohesion and minimizing the uncertainty that characterizes the transformations of the internal and external environment.

In order for the organization to retain its identity as a result of adaptation efforts, its development must be planned with the utmost care, and this plan should be reviewed periodically.

**The moment when the decision to make an investment is made**, regardless of its nature and scale, is of great importance in the life of the organization.

The Investment Decision **is one of the most accountable managerial decisions because the investment targets the long-term strategic objectives of the company and its sustainable development.**

**At the analysis of the financial resources only the necessary for covering the FID and A non FID project was considered.**

The financing for the implementation of the major projects for the development of the National Gas Transmission System in the period 2021 – 2030 are from:

- own sources;
- obtained sources.

The Company envisages the need to ensure the sources necessary to finance FID projects. The value of Transgaz's major FID projects for 2022-2031 estimated to EUR 554,99 million will be 35% covered by equity, 57% by loans and 8% by grants.

SNTGN Transgaz SA endeavours, through sustained efforts, to obtain non-reimbursable financial assistance for the financing of investment projects with an impact on the modernization, upgrading and development of the NTS infrastructure, in order to obtain a financing mix that ensures the lowest cost in financing the development plan.

## 12. DO MINIMUM AND DO MAXIMUM SCENARIOS

The major projects were grouped by their status into two scenarios: *do minimum* (FID and A non FID projects) and *do maximum* (all of the projects). This classification is necessary for the environmental assessment purposes.

### Variant 1 – DO MINIMUM

Project no.	Project name	Status
<b>Gas transmission</b>		
7.1.1.	Development on the Romanian territory of the National gas Transmission System on the Bulgaria – Romania – Hungary – Austria corridor – <b>Phase I</b>	COMPLETED
7.1.2	Development on the Romanian territory of the National Gas Transmission System on the Bulgaria – Romania – Hungary – Austria Corridor – <b>Phase II</b>	A non FID
7.2	Development on the Romanian territory of the Southern Transmission Corridor for taking over the Black Sea gas	FID
7.3	Interconnection of the national gas transmission system with the international gas transmission pipeline T1 and reverse flow at Isaccea	COMPLETED
7.4	NTS developments in North-East Romania for enhancing gas supply to the area and for ensuring transmission capacities to the Republic of Moldova	FID
7.6	New NTS developments for taking over Black Sea gas	FID
7.7	Romania – Serbia Interconnection	A non FID
7.8	Upgrading GMS Isaccea 1 and Negru Vodă 1	
7.8.1	Upgrading GMS Isaccea 1	COMPLETED
7.8.2	Upgrading GMS Negru Vodă	Removed
<b>Storage</b>		
8.1	Modernization of Bilciurești underground gas storage system infrastructure	FID
8.2	Increasing underground gas storage capacity at the Ghercești Underground Gas Storage Facility	FID
8.4	Increasing the storage capacity of the Sărmășel underground gas storage facility (Transylvania)	A non FID

Project no.	Project name	Status
<b>Gas transmission</b>		
8.5	Retrofitting and development of the underground gas storage facility Târgu Mureș	A non FID

*Table 12 – List of major projects – Base scenario DO MINIMUM*

## Variant 2 – DO MAXIMUM

Project no.	Project name	Status
<b>Gas transmission</b>		
7.1.1.	Development on the Romanian territory of the National gas Transmission System on the Bulgaria – Romania – Hungary – Austria corridor – <b>Phase I</b>	COMPLETED
7.1.2	Development on the Romanian territory of the National Gas Transmission System on the Bulgaria – Romania – Hungary – Austria Corridor – <b>Phase II</b>	A non FID
7.2	Development on the Romanian territory of the Southern Transmission Corridor for taking over the Black Sea gas	FID
7.3	Interconnection of the national gas transmission system with the international gas transmission pipeline T1 and reverse flow at Isaccea	COMPLETED
7.4	NTS developments in North-East Romania for enhancing gas supply to the area and for ensuring transmission capacities to the Republic of Moldova	FID
7.5	Extension of the bi-directional gas transmission corridor Bulgaria – Romania - Hungary – Austria (BRUA Phase III)	LA non FID
7.6	New NTS developments for taking over Black Sea gas	FID
7.7	Romania – Serbia Interconnection	A non FID
7.8	Upgrading GMS Isaccea 1 and GMS Negru Vodă 1	
7.8.1	Upgrading GMS Isaccea 1	COMPLETED
7.8.2	Upgrading GMS Negru Vodă 1	Removed
7.9	Interconnection between the gas transmission systems of Romania and Ukraine in the Gherăești – Siret direction	Removed
7.10	Development/Upgrading of the gas transmission infrastructure in the North-Western part of Romania	LA non FID
7.11	Increase in the gas transmission capacity of the interconnection Romania-Bulgaria, in the Giurgiu-Ruse direction	LA non FID
7.12	Eastring–Romania	LA non FID
7.13	Monitoring system, data control and acquisition for the cathodic protection stations related to the National Gas Transmission System	LA non FID
7.14	Development of the SCADA system for the National Gas Transmission System	LA non FID
7.15	Upgrading GMS Isaccea 2 and GMS Negru Voda 2 for enabling bidirectional flow on the T2 pipeline	LA non FID

Project no.	Project name	Status
<b>Gas transmission</b>		
<b>7.16</b>	Upgrading GMS Isaccea 3 and GMS Negru Voda 3 for enabling bidirectional flow on the T3 pipeline	LA non FID
<b>7.17</b>	Interconnection between NTS and the Black Sea LNG Terminal	LA non FID
<b>Storage</b>		
<b>8.1</b>	Modernization of Bilciurești underground gas storage system infrastructure	FID
<b>8.2</b>	Increasing underground gas storage capacity at the Ghercești Underground Gas Storage Facility	FID
<b>8.3</b>	New underground storage facility in Falticeni (Moldova)	LA non FID
<b>8.4</b>	Increasing the storage capacity of the Sărmășel underground gas storage facility (Transylvania)	A non FID
<b>8.5</b>	Retrofitting and development of the underground gas storage facility Târgu Mureș	A non FID

**Table 13 List of major projects – Base scenario DO MAXIMUM**

### 13. THE 2021 – 2024 UPGRADING AND INVESTMENT PLAN

No.	Type of work	2021	2022	2023	2024
<b>1</b>	<b>UPGRADING AND RETECHNOLOGISATION OF THE NATIONAL GAS TRANSMISSION SYSTEM</b>				
1.1.	UPGRADING OF TECHNOLOGICAL INSTALLATIONS OF THE NATIONAL GAS TRANSMISSION SYSTEM (MRS, VCS, MP, NNT)				
1.1.1	ADAPTATION TO FIELD OF THE METERING LINES TO BE INSTALLED UNDER THE PROGRAMME SCADA AND TECHNOLOGICAL NODES AUTOMATIONS (Annex 1)				
1.2	DATA ACQUISITION CONTROL SYSTEM (Annex 2)				
<b>2</b>	<b>DEVELOPMENT OF THE GAS TRANSMISSION SYSTEM AND RELATED FACILITIES</b>				
<b>2.1.</b>	<b>GAS TRANSMISSION PIPELINES</b>				
1	UPGRADING THE NATURAL GAS SUPPLY TO THE PLOIESTI CITY				
2	INSTALLATION OF THE FLOW REGULATOR AT GMS NEGRU VODA 1 – automation and construction				
3	Ø 10" CÂMPULUNG MOLDOVENESC - VATRA DORNEI GAS TRANSMISSION PIPELINE (Pojorata - Vatra Dornei pipeline section)				
4	DN 300 Mintia - Brad - Stei gas transmission pipeline, stage I Mintia - Brad				
5	Ø 20" PLĂTĂREȘTI – BĂLĂCEANCA GAS TRANSMISSION PIPELINE				
6	NADES – SIGHISOARA GAS TRANSMISSION PIPELINE				
7	REPLACEMENT OF A SECTION OF THE GAS CONNECTION PIPELINE DN 200 MRS POIANA BRASOV				



No.	Type of work	2021	2022	2023	2024
8	<b>MRS Timișoara I –Timișoara III</b> gas transmission pipeline (including power supply, cathodic protection and optical fibre)"				
9	INSTALLATION OF THE PIG RECEIVING TRAP AT POSADA FOR THE DN 500 STALP 89 - POSADA AND DN 500 POSADA – MOȘU PIPELINES (the part remaining to be executed)				
10	SECURITY OF THE DN 500 MEDIEȘU AURIT - ABRAMUT PIPELINE, Culciu Mare AREA				
11	TECHIRGHIOI – OVIDIU GAS TRANSMISSION PIPELINE				
12	REPLACEMENT OF UNDERCROSSING OF COUNTY ROAD, RAILWAY BUCHAREST BYPASS ROAD AND RAILWAY PROGRESU OF THE DN 700 BUCHAREST RING GAS TRANSMISSION PIPELINE, MOARA DOMNEASCĂ – MĂGURELE SECTION				
13	ADAPTATION TO THE GROUND AND INSTALLATION OF DN 700 PIG RECEIVING STATION ON THE DN 700 BUCHAREST RING GAS TRANSMISSION PIPELINE				
14	SECURING THE BISTRIȚA RIVER ABOVECROSSING WITH THE DN300 PIATRA NEAMȚ - BICAZ PIPELINE, IN THE PANGĂRAȚI AREA				
15	SECURING THE BISTRIȚA RIVER ABOVECROSSING WITH THE DN300 PIATRA NEAMȚ - BICAZ PIPELINE, IN THE BICAZ AREA				
16	UPGRADING OF A GAS CONNECTION PIPELINE AND MRS VLADIMIRESCU, VLADIMIRESCU locality, ARAD county				
17	SECURING UNPIGGABLE DN 500 HUREZANI – CORBU – BUCUREȘTI LINE 1 PIPELINE, OPORELU – TEU ALBENI SECTION ÎN THE BARLA AREA, ARGEȘ COUNTY				
18	SECURING TGN 28" TAUTII MAGHERUS-ULMENI PIPELINE AT THE UNDERCROSSING OF THE LĂPUȘ RIVER, THE BUSAG AREA,MARAMURES COUNTY				
19	SECURING MOLDOVA RIVER UNDERCROSSING BY THE DN 250 CRISTESTI-TG. NEAMT PIPELINE, TIMISESTEI area, NEAMT county				
20	PROTECTION OF THE TRANSIT PIPELINES UNDERCROSSING THE DANUBE IN THE AREA OF THE DAM AND SIGNALS REPAIR WORKS				
21	SECURING THE DN 700 MOGHIOROSI - ONESTI and THE DN 800 MOGHIOROSI – ONESTI PIPELINES, HÂRJA (PISTOIA) area, OITUZ, BACĂU county				
22	SECURING CASIN RIVER ABOVECROSSING BY THE DN 700 IAȘU - DEAL MOGHIROȘI AND DN 800 SÂNZIENI PIPELINES, COVASNA county				
23	SECURING SIRET UNDERCROSSING BY THE DN 500 ONESTI - ADJUDUL VECHI PIPELINE, ADJUDUL VECHI area, VRANCEA county				
24	Securing Bistrița river abovecrossing by the DN 300 <b>Piatra Neamț – Bicaz</b> gas transmission pipeline in Stejaru area , Neamț county				
25	Securing Valea Târsei river abovecrossing by the DN 700 <b>Platou Izvor Sinaia - Filipești</b> pipeline in Valea Tarsei area				

No.	Type of work	2021	2022	2023	2024
26	Securing <b>Targului</b> river undercrossing by the DN 500 <b>Schitu Golesti-Slatioara</b> pipeline and DN 500 Schitu Golesti-Stalpeni pipeliene, Furnicosi area, Argeş county				
27	SECURING <b>PROVITA RIVER UNDERCROSSING WITH THE DN700 SINAIA PLATEAU -FILIPESTI PIPELINE, IN THE PROVITA DE SUS AREA, PROAHOVA COUNTY</b>				
28	SECURING <b>HODOS RIVER UNDERCROSSING WITH THE DN700 HETIUR - IASU PIPELINE, NICOLESTI AREA, HARGHITA COUNTY</b>				
29	DEVIATION/PROTECTION OF GAS PIPELINE, DUNARE RIVER BRIDGE IN THE BRĂILA AREA				
30	INCREASING SAFETY OF GAS SUPPLY OF THE DISTRIBUTION SYSTEMS IN THE BAZNA - COPŞA - MEDIAŞ BALANCE AREA (ZB1301) BY THE CONSTRUCTION OF AN INTERCONNECTION PIPELINE BETWEEN Dn 300 BOTORCA MEDIAŞ AND Dn 500 BOTORCA - CRĂCIUNEL (VEST I)				
31	Securing DN 500 Schitu Golesti - Pitesti - Corbu gas transmission pipeline (Line 2), the Pitesti area				
32	Ghercesti - Jitaru gas transmission pipeline				
33	28" Ganesti - Botorca transmission pipeline and construction of interconnections between the new 28" Coroi - Ganesti pipeline and the 28" Band - Idrifaia, and the 24" Coroi - Botorca - Bacia (Vest II) pipelines, in the Bahnea and Ganesti area				
34	SECURING HYDROTECHNICAL WORKS RELATED TO THE TGN DN 500 HATEG - PAROSENİ PIPELINE IN THE BARU MARE AREA, HUNEDOARA COUNTY				
35	SECURING PIPELINE DN800 MOGHIOROS - ONESTI and DN700 MOGHIOROS - ONESTI, Oituz (Calcai) area				
36	WORKS FOR SECURING GAS TRANSMISSION PIPELINE DN 500 HATEG - PAROSENİ in BARU MARE area, HUNEDOARA county				
37	RE-EXECUTION OF <b>STREI RIVER UNDERCROSSING WITH THE VEST2 AND VEST 3 PIPELINES, Totia area</b>				
38	SECURING WORKS TO THE CORMOS RIVER ABOVE-GROUND CROSSINGS BY THE DN700 IASU-DEAL MAGHIOROS and DN800 IASU-BATANI PIPELINES, Doboseni village area, Covasna county				
39	SECURING WORKS TO THE MOLDOVITA RIVER UNDERCROSSING BY THE DN300 FRASIN - CAMPULUNG MOLDOVENESC GAS TRANSMISSION PIPELINE, in Vama area				
2.2.	INCREASING NTS TRANSMISSION CAPACITY				
	NTS DEVELOPMENTS IN NORTH-EAST ROMANIA FOR ENHANCING GAS SUPPLY TO THE AREA AND FOR ENSURING TRANSMISSION CAPACITIES TO THE REPUBLIC OF MOLDOVA				
1	Ø 28" ONEȘTI - GHERAIEȘTI – LEȚCANI GAS TRANSMISSION PIPELINE (LOT 1)				
2	Ø 28" ONEȘTI - GHERAIEȘTI – LEȚCANI GAS TRANSMISSION PIPELINE (LOT 2)				

No.	Type of work	2021	2022	2023	2024
3	ONESTI AND GHERAIESTI COMPRESSOR STATIONS AUTOMATION AND SECURING				
4	PROCUREMENT OF COMPRESSOR UNITS				
5	Other WORKS				
	DEVELOPMENT ON THE ROMANIAN TERRITORY OF THE NTS ON THE BULGARIA – ROMANIA – HUNGARY – AUSTRIA CORRIDOR (BRUA) – PHASE I				
6	PIPELINE EXECUTION WORKS (Phase I)				
7	COMPRESSOR STATIONS EXECUTION WORKS (Podișor, Bibești, Jupa)				
8	PIPELINE AUTOMATION AND SECURING WORKS				
9	CENTRIFUGAL GAS TURBINE COMPRESSORS PROCUREMENT				
10	IDENTIFICATION AND MAPPING BIODIVERSITY SENSITIVE ZONES IN THE PRE-CONSTRUCTION, EXECUTION AND POST-CONSTRUCTION STAGES OF TRANSGAS PROJECTS				
11	THE FINANCIAL AUDIT				
12	EXCAVATIONS FOR INTRUSIVE ARCHEOLOGICAL DIAGNOSIS				
13	DEVELOPMENT ON THE ROMANIAN TERRITORY OF THE SOUTHERN CORRIDOR FOR TAKING OVER BLACK SEA SHORE GAS (Black Sea shore – Podișor)				
14	NEW NTS DEVELOPMENTS FOR TAKING OVER BLACK SEA GAS (VADU -T1)				
15	BRUA Phase II				
16	SERBIA INTERCONNECTION				
17.	<b>DN600 MIHAI BRAVU – SILIȘTEA GAS TRANSMISSION PIPELINE AND CHANGING INTO A PIGGABLE PIPELINE. DANUBE RIVER UNDERCROSSING MĂCIN ARM</b>				
18.	<b>DN600 MIHAI BRAVU – SILIȘTEA GAS TRANSMISSION PIPELINE AND CHANGING INTO A PIGGABLE PIPELINE. DANUBE RIVER UNDERCROSSING BORCEA ARM</b>				
19.	<b>DN 500 HORIA BORȘ GAS TRANSMISSION PIPELINE</b>				
20.	<b>DN 600 MIHAI BRAVU- SILIȘTEA GAS TRANSMISSION PIPELINE AND CHANGING INTO A PIGGABLE PIPELINE: MIHAI BRAVU-PECENEAGA SECTION, PECENEAGA SECTION-GROPENI, GROPENI-SILIȘTEA SECTION</b>				
2.3	ABOVEGROUND CONSTRUCTION AND INSTALLATION WORKS FOR MRS (Annex 3)				
2.4	CATHODIC PROTECTION STATIONS (Annex 4)				
2.5	ABOVEGROUND INSTALLATION AND CONSTRUCTION WORKS FOR ODORIZATION (Annex 5)				
2.6	WORKS AT GAS TRANSMISSION PIPELINES LOCATING IN RISK-BEARING AREAS (Annex 6)				
3	ELECTRIC INSTALLATIONS AND NETWORKS				
4	LAND PROCUREMENT				
5	NTS ACCESS WORKS				

No.	Type of work	2021	2022	2023	2024
6	NTS DEVELOPMENT ACCORDING TO LAW 123/2012 (UPDATED) ART 130, AL. E <sup>1</sup> AND E <sup>2</sup>				
1	TG. NEAMT – BALTASESTI GAS TRANSMISSION PIPELINE, NEAMT COUNTY				
2	DETA - MORAVITA GAS TRANSMISSION PIPELINE, TIMIS COUNTY				
3	VERNESTI - MARACINENI - POSTA CALNAU GAS TRANSMISSION PIPELINE, BUZAU COUNTY, PHASE I = VERNESTI-MARACINENI				
4	VERNESTI - MARACINENI - POSTA CALNAU GAS TRANSMISSION PIPELINE, BUZAU COUNTY, PHASE II = MARACINENI - POSTA CALNAU				
5	SIGHETUL MARMATIEI - BORSA GAS TRANSMISSION PIPELINE				
6	PRUNISOR - ORSOVA - BAILE HERCULANE - JUPA GAS TRANSMISSION PIPELINE				
7	GHERGHEASA – FOCSANI GAS TRANSMISSION PIPELINE				
8	Lugasu – Huedin Gas transmission pipeline				
9	Vladimirescu - Lipova Gas transmission pipeline				
10	Segarcea - Bailesti - Calafat Gas transmission pipeline				
11	Gas supply to Borsec town				
12	Gas supply to the localities in the Moinesti - Asau and Mihaileni-Lunca de Sus consumption directions, located in the ADI "Trotus Gaz Palanca" area, Bacau and Harghita counties				
13	Gas supply to the localities in the Scanteia – Deleni and Petresti - Costuleni consumption directions, located in the ADI "PLAIURILE JIJIEI" area, Iasi county				
14	Gas supply to the Praid, Lupeni, Corund and Atid localities, located in the ADI GORDON TARNAVA are, Harghita county				
	* Potential NTS investment projects, depending on requests, the results of the technical and economic studies and the completion of the FEEDs.				

**PMDI – Annex 1 – LAND ADAPTATION OF THE METERING LINES TO BE INSTALLED BY THE PROGRAMME SCADA AND TECHNOLOGICAL NODES AUTOMATIONS**

No.	Type of work	2021	2022	2023	2024
	Racova Technological Node				
1.	Gheraesti Technological Node– power supply of the actuation, automation and surveillance components				
2.	Drăgășani Technological Node				
3.	Upgrading TN Schitu Golesti – mounting pig station				
4.	Băcia Technological Node - power supply of the actuation, automation and surveillance components				
5.	power supply of the actuation, automation and surveillance components at the Dealul Frumos Technological Node				

No.	Type of work	2021	2022	2023	2024
6.	Lazaresti TN modernization -power supply of the components of the actuators, automation and site supervision				
7.	Mounting of control valve in the Munteni TN, Galati county				
8.	Relocation of GC ABB NGC8209 in the Bacia TN				
9.	MODERNIZATION OF MEDIESUL AURIT TECHNOLOGICAL NODE- stage 1				
10.	Mounting of control valve in the 2 Podisor RS				
11.	Power supply at the Turburea TN				
12.	Mounting a unidirectional metering system at the Corbu TN, on the BRUA interconnection pipeline				

**PMDI – Annex 2 – DATA ACQUISITION CONTROL SYSTEM**

No.	Type of work	2021	2022	2023	2024
<b>1</b>	<b>SCADA SYSTEM</b>				
<b>1.1</b>	Works and services for the upgrading of SCADA Transgaz				
<b>1.2</b>	Upgrading and refurbishment of the National Gas Transmission System – Daily data acquisition system (138 locations)				
<b>1.3</b>	Development of the automation system of the CET Turceni MRS for integration into SCADA Transgaz				
<b>2.</b>	<b>SCADA VALVE ENCLOSURE</b>				
<b>3.</b>	<b>TECHNOLOGICAL NODES ENCLOSURE</b>				

**PMDI – Annex 3 – SURFACE CONSTRUCTION AND INSTALLATION WORKS FOR METERING-REGULATING STATIONS**

No.	Type of work	2021	2022	2023	2024
1.	MRS Clinceni - increase in the effectiveness of the metering system by adding proper equipment/elements to the technological installation				
2.	Relocation and field adjustment of the MRS Poroterom Orastie technological equipment on the location of MRS Baru				
3.	Upgrading and replacement of the technological equipment within MRS Miercurea Ciuc				
4.	Upgrading of MRS Sighişoara				
5.	Replacement of MRS Măgurele Bucureşti				
6.	Electricity supply - voltaic panels solution and installations for electricity use at MRS SDE Belciugatele				
7.	Atmospheric discharge protection system, with lightning rod and restoration of electrical installation for use for MRS Fulger Bragadiru facility				

No.	Type of work	2021	2022	2023	2024
8.	Replacement of filtering, separation plant MRS Timișoara III				
9.	Replacement of filtering, separation plant MRS Deva				
10.	Power supply and indoor power installations at the MRS Ighisul Nou				
11.	Power supply at MRS Lechinta				
12.	<b>Adaptation to field:</b>				
12.1	PMRS Băbeni				
12.2	MRS Falticeni, Suceava county				

PMDI – Annex 4 – **CATHODIC PROTECTION STATIONS**

No.	Type of work	2021	2022	2023	2024
1.	Marsa Cathodic Protection Station, Giurgiu county				
2.	Frătești Cathodic Protection Station				
3.	Sibiu 2 Cathodic Protection Station				
4.	Replacement of the Oporelu 2 Cathodic Protection Station, Olt county				
5.	Ilimbav Cathodic Protection Station in PM area				
6.	Sascut Cathodic Protection Station				
7.	Clejani Cathodic Protection Station				

PMDI – Annex 5 – **SURFACE INSTALLATION AND CONSTRUCTION WORKS FOR ODORIZATION**

No.	Type of work	2021	2022	2023	2024
1.	Adaptation to field of the odorization installations				

PMDI – Annex 6 – **WORKS AT GAS TRANSMISSION PIPELINES LOCATED IN RISK-BEARING AREAS**

No.	Type of work	2021	2022	2023	2024
1.	WORKS FOR SECURING Ø20" HATEG - DEALUL BABII - PAROSANI GAS TRANSMISSION PIPELINE, Dealul Babii area, Hunedoara county				
2.	WORKS FOR SECURING Ø 10" FRASIN – SPĂTĂREȘTI GAS TRANSMISSION PIPELINE, Spătărești area				
3.	WORKS FOR SECURING Ø8" CORNATEL - AVRIG GAS TRANSMISSION PIPELINE, Avrig area				
4.	WORKS FOR SECURING MRS RĂCĂCIUNI GAS SUPPLY CONNECTOR PIPELINE, Dumbrava tourist halt area				
5.	DN 500 SARMASEL - BAIA MARE - SATU MARE GAS TRANSMISSION PIPELINE, Sucutard area				
6.	WORKS FOR SECURING DN 350 LUNA - AIUD, DN250 LUNA – OCNA MUREȘ (Line I) and DN250 LUNA -OCNA MUREȘ (Line II) GAS TRANSMISSION PIPELINES, Razboieni area				



No.	Type of work	2021	2022	2023	2024
1.	WORKS FOR SECURING Ø20" HATEG - DEALUL BABII - PAROSANI GAS TRANSMISSION PIPELINE, Dealul Babii area, Hunedoara county				
2.	WORKS FOR SECURING Ø 10" FRASIN – SPĂTĂREȘTI GAS TRANSMISSION PIPELINE, Spătărești area				
7.	WORKS FOR SECURING DN 300 AGARBICIU - SIBIU GAS TRANSMISSION PIPELINE, Seica Mare area				
8.	SECURING <b>DN 80 CONNECTION PIPELINE UCEA DE JOS PIPELINE</b> AND ADAPTATION TO THE FIELD MRS UCEA DE JOS				
9.	SECURING <b>DN 300 CORMENIS-APA GAS TRANSMISSION PIPELINE</b> , Buciumi area				

**Note:** The 2022 Modernization and Investment Plan was approved based on Resolution 39/20 December 2021 of the Board of Administration as further amended.



Works completed.

Works which were not completed in the year estimated initially and are in progress.

Works in progress, according to the initial estimation.

Within the PMDI for 2021 and estimates for the period 2022-2023, investments in NTS developments were included in accordance with Law 123/2012, investments to ensure the expansion of the National Transmission System in areas with newly established distribution systems. According to Art. 130, e1 and e2, the transmission system operator has the obligation to extend the NTS to supply the national and local tourist resorts at a distance of maximum 25 km from the NTS connection point. Estimated values for the development of the transmission network in Romania are contained in the PMDI in Chapter 6 **NATIONAL TRANSMISSION SYSTEM DEVELOPMENT IN ACCORDANCE WITH LAW 123/2012 (UPDATED), ART.130 (E<sup>1</sup>) and (E<sup>2</sup>), as follows:**

- Thousand lei -

	REB 2022	Estimated 2023	Estimated 2024
<b>NTS development in line with Law 123/2012</b>	<b>50.581</b>	<b>46.384</b>	<b>112.199</b>

The amounts included in the NTS Development Plan 2022-2031 on the extension, NTS development ensures the possibility to connect the NTS to the localities in Romania in line with the provisions of Law 123/2012, updated, as further amended and supplemented, and ANRE Order 82/2017.

## 14. CONCLUSIONS

Romania seeks to become an energy turntable in Eastern Europe, both from the perspective of achieving a gas transmission network strongly interconnected with similar gas transmission networks in the region, and from the perspective of gas supplying.

The three major directions of action in order for Romania to gain this position are presented in the **Energy Pact**, concluded in May 2013, namely:

- the interconnection of the gas and electricity networks and the creation of the physical and institutional infrastructures necessary to operate a liquid energy market;
- the development of new internal gas sources and the integration on the regional power markets;
- the consistency with the European energy policies, boosting the negotiation ability in the EU institutions and cooperating with other member states in sustaining common strategic objectives.

**The energy sector** can become a real **`engine for economic growth`**. With its important resources and opportunities offered by the geographical positioning, Romania can secure for itself a high degree of energy security and regional integration. The cross-border interconnection of networks is nowadays a priority in the Romanian energy policy.

Any development scenario for gas and electric energy production, or for the diversification of the external sources on import, needs a **proper transmission infrastructure**. In order to ensure the compliance with the requirements of the European Union policy in the energy sector, based on three fundamental objectives: **energy security, sustainable development and competitiveness**, **Transgaz** established in its 2021-2025 administration plan the increasing of the level of NTS reliability to ensure the interoperability with the neighbouring systems, the development, upgrading and modernization of the gas transmission infrastructure, the improvement of the efficiency and the interconnection with the gas transmission systems of the neighbouring countries.

By achieving the objectives set in **the 2022-2031 TYNDP Transgaz** wishes to become an important gas transmission operator on the international gas market, with a national gas transmission system that is modern, intelligent, integrated at the European level and with a modern management system, in line with the international performance standards and regulations.

Given the important dependence of the European energy market on the Russian and Middle East energy imports, the discovered gas deposits in the Black Sea play a crucial role in terms of the Romanian energy security, the consolidation of Romania's position as an important player in the EU as a producer and exporter of energy, the integration of the country on the major gas transmission European routes and the increase in the country's economic welfare for the future decades.

On the 2031 horizon, with the necessary interconnections, Romania will have several options for gas imports:

- through the regional terminals for liquefied gas (LNG) from Greece, Croatia and Poland, the Romanian market will be able to purchase gas from the Levantine Basin (East Mediterranean);
- through the interconnection Bulgaria – Romania, Caspian gas will be imported from the Southern Gas Corridor;

**Aware of this responsibility, Transgaz management is continuing one of the largest and most important plans for the development of the Romanian gas transmission infrastructure over the last 20 years, with investment projects estimated at approximately EUR 3,4 billion (of which EUR 685,7 million for FID and non-FID projects) and meant to create new gas transmission routes, essential to efficient transmitting of the discovered Black Sea gas on the internal and regional markets, but also in order to have Romania integrated into the major cross-border routes of the European South-Eastern/North-South Corridor.**

**The capability of the company to adapt and to respond to the requirements of the Romanian gas resources, in the following years, is one of the biggest challenges for a Romanian company (not only state - owned) over the last two decades. The ability of the company to implement this investment plan will not only ensure the use of essential economic resources for the welfare of Romania but it will also be a litmus test to prove the foreign investors that Romania is able to create favourable conditions for developing and attracting foreign investments.**

## Definitions and abbreviations

ENTSO-G	European Network of Transmission System Operators for Gas
TYNDP	Ten Year Network Development Plan
CE	The European Commission
CEF-Energie	Connecting Europe Facility
CESEC	Central East South Europe Gas Connectivity
ROHUAT/BRUA	Cluster phased capacity increase on the Bulgaria — Romania — Hungary — Austria bidirectional transmission corridor
NSI-EAST	North South Corridor - East
PCI	Projects of Common Interest
POIM	Large Infrastructure Operational Program
AP	Priority Axis (POIM)
OS	Strategic Objective (POIM)
TANAP	The Trans-Anatolian Pipeline (TANAP);
TAP	The Trans Adriatic Pipeline
IGB	The Interconnector Greece – Bulgaria
AGRI	The Azerbaijan-Georgia-Romania-Hungary interconnector
BRUA	The Bulgaria – Romania – Hungary – Austria pipeline
SNTGN	The National Gas Transmission Company
ANRE	National Energy Regulatory Authority
ANRM	National Agency of Mineral Resources
BVB	Bucharest Stock Exchange
NTS	National Gas Transmission System
MRS	Gas metering regulating station
SCV	Valve control station
NT	Technological Node
SMG	International transmission pipeline metering station
SCG, SC	Gas compressor station
SPC	Cathodic protection station
SOG	Gas odorization station
SCADA	Supervisory control and data acquisition system
BG	Bulgaria
UA	Ukraine
HU	Hungary
RO	Romania
DN	Nominal Diameter
L	Length
Pn	Nominal pressure

## List of figures, charts and tables

Figure 1- Map of Transgaz regional offices .....	11
Figure 2 – Map of the National Transmission System.....	12
Figure 3 – NTS cross-border interconnection points.....	15
Figure 4 – The Romanian gas market .....	16
Figure 5- Length of natural gas transmission systems in neighbouring countries.....	18
Figure 6 – NTS gas transmission corridors .....	41
Figure 7 – Major NTS projects.....	44
Figure 8– The interconnection points of the Romanian gas transmission system with the similar Bulgarian and Hungarian systems .....	45
Figure 9 – Map of the key development project of the Bulgaria-Romania-Hungary-Austria Corridor – Phase 2 .....	46
Figure 10 – Map of the major development project for taking over the gas from the Black Sea shore by extending the Southern East-West corridor .....	48
Figure 11 – NTS developments in the North-Eastern area of Romania .....	50
Figure 12 – BRUA 3 development.....	52
Figure 13 – NTS developments at the Black Sea .....	54
Figure 14- Interconnection of the NTS with Serbia in the Recas – Mokrin direction.....	56
Figure 15- Development/Upgrading of the gas transmission infrastructure in the North-Western part of Romania.....	58
Figure 16- Increase in the gas transmission capacity of the interconnection Romania-Bulgaria, in the Giurgiu-Ruse direction .....	60
Figure 17- Eastring.....	62
Figure 18 - Upgrading GMS Isaccea 2 and GMS Negru Voda 2 for enabling bidirectional flow on the T2 pipeline .....	67
Figure 19- Upgrading GMS Isaccea 3 and GMS Negru Voda 3 for enabling bidirectional flow on the T3 pipeline .....	69
Figure 20 - Interconnection between NTS and the Black Sea LNG Terminal.....	71
Figure 21 – Major natural gas storage projects – Depogaz .....	72
Figure 22 - Major natural gas storage projects - Depomures .....	78
Figure 23– Map of the major project for the development of the Bulgaria-Romania-Hungary-Austria Corridor – Phase 1.....	92
Figure 24 – Map of the major project for the development of the NTS interconnection with the international transmission pipeline Transit 1 and reverse flow Isaccea .....	95
Figure 25 - Upgrading GMS Isaccea 1 and Negru Vodă 1 .....	97

## CHARTS

Chart 1 - 2012 – 2021 transmitted gas including underground storage and NTS gas consumption.....	7
Chart 2 –The share of the NTS gas consumption in the total transmitted gas including underground storage in 2012-2021.	7
Chart 3- Forecasts of the transmitted gas quantities including underground storage gas (without international gas transmission) for the period 2022–2031.....	8
Chart 4 - Forecast of NTS gas consumption share in the total transmitted gas including gas for storage for 2022-2031.....	8
Chart 5 –Transgaz shareholding structure on 31 December 2021 .....	10
Chart 6 - The total gas consumption in the Romanian market in the period 2012 – 2021 (GWh).....	28
Chart 7 – Seasonal gas consumption in 2012 – 2021.....	28
Chart 8 – The structure of the primary energy mix in 2020 and 2030 .....	29
Chart 9 – Forecast of gas consumption for 2025 - 2050 according to the reference scenario of the European Commission (GWh/year) .....	30
Chart 10 – The domestic gas production depending on the main producers in the period 2012 – 2021 (bcm/y).....	30
Chart 11- The gas supply sources in the period 2012 – 2021 .....	30
Chart 12. 2025 – 2050 gas production forecast according to the reference scenario of the .....	32
Chart 13– ROMGAZ gas production forecast for 2022–2031.....	32
Chart 14 Black Sea Oil and Gas gas production forecast for 2022–2031.....	32
Chart 15–OMV Petrom gas production forecast for 2022–2031.....	33
Chart 16 – Exxon Mobil (neptun Deep) gas production forecast for 2022–2031 .....	33
Chart 17 – Gas production forecast for 2022–2031 according to the gas producers.....	33
Chart 18 – Capacities booked in 2012-2022 .....	35
Chart 19 – Status of key storage projects.....	81
Chart 20 – Cost of major storage projects (mill. EURO) .....	81
Chart 21 - Investment effort – depending on the completion deadlines (mill. EURO) .....	81
Chart 22 – Status of Transgaz key projects .....	83
Chart 23 -Cost of major projects (mill. euro) .....	83

Chart 24– Investment effort of Transgaz for FID projects depending on the Estimated completion time (mill. euro).....	86
Chart 25 – Investment effort of Transgaz for A non FID projects depending on the Estimated completion time (mill. euro) ..	87
Chart 26 – Investment effort of Transgaz for FID and A non FID projects depending on the estimated completion time (mill. euro).....	87
Chart 27 – Investment effort of Transgaz for LA non FID projects depending on the estimated completion time (mill. euro)	89

## **TABLES**

Table 1 - NTS components on 31.12.2021.....	12
Table 2 - Analysis of technical situation.....	13
Table 3 – Scheduled and unforeseen interruptions .....	14
Table 4 Cross-border interconnection pipelines .....	15
Table 5– PEAK and maximum consumption 14 days.....	29
Table 6 - Gas import points.....	39
Table 7 – Forecasts for the N-1 value for 10 years.....	40
Table 8 – Status of key projects for 2021-2030.....	83
Table 9 – Projects for which the Open Season procedure applies .....	83
Table 10 – Planning of 2021-2031 key projects .....	90
Table 11 - 2022 PDSNT/ 2020 TYNDP code comparison.....	92
Table 12 – List of major projects – Base scenario DO MINIMUM .....	100
Table 13 List of major projects – Base scenario DO MAXIMUM.....	101